

(12) STANDARD PATENT APPLICATION (11) Application No. **AU 2025283656 A1**
(19) AUSTRALIAN PATENT OFFICE

(54) Title
Improved Post Assembly

(51) International Patent Classification(s)
E04H 17/12 (2006.01) **E04H 17/20** (2006.01)
E04H 17/02 (2006.01)

(21) Application No: **2025283656** (22) Date of Filing: **2025.12.22**

(43) Publication Date: **2026.03.19**

(43) Publication Journal Date: **2026.03.19**

(62) Divisional of:
PCT/IB2025/058256

(71) Applicant(s)
Clipex IP Limited

(72) Inventor(s)
Olsson, Ashley Dean

(74) Agent / Attorney
OLSSON - AG PTY LIMITED, 43 Clinker St, Darra, QLD, 4076, AU

(56) Related Art
US 2010/0200826 A1
CN 213269233 U
US 239083 A

ABSTRACT

A retainer (50I) rotatable about a rotational axis (57I), and comprising a first indexing feature (75I) of an indexing mechanism (70I, 75I); a mount (6I) comprising a central axis (65I) and a second indexing feature (70I) of the indexing mechanism (70I, 75I), wherein the mount (6I) is adapted to secure the retainer (50I) adjacent to a longitudinally extending arm (20I) of a post (4I), and the post (4I) comprises a top, a bottom and a slit (40I) extending within the arm (20I) from a longitudinal edge (24I) of the arm (20I) that is capable of receiving the post accessory; and a spring (8I) engaging both the mount (6I) and the retainer (50I), wherein the indexing mechanism (70I, 75I) is configurable to allow limited rotation of the retainer (50I) relative to the arm (20I) between a slit blocking position whereby the retainer (50I) extends across the slit (40I), and a slit unblocking position whereby the retainer (50I) does not extend across the slit (40I), and wherein the spring (8I) urges the retainer (50I) to the slit blocking position.

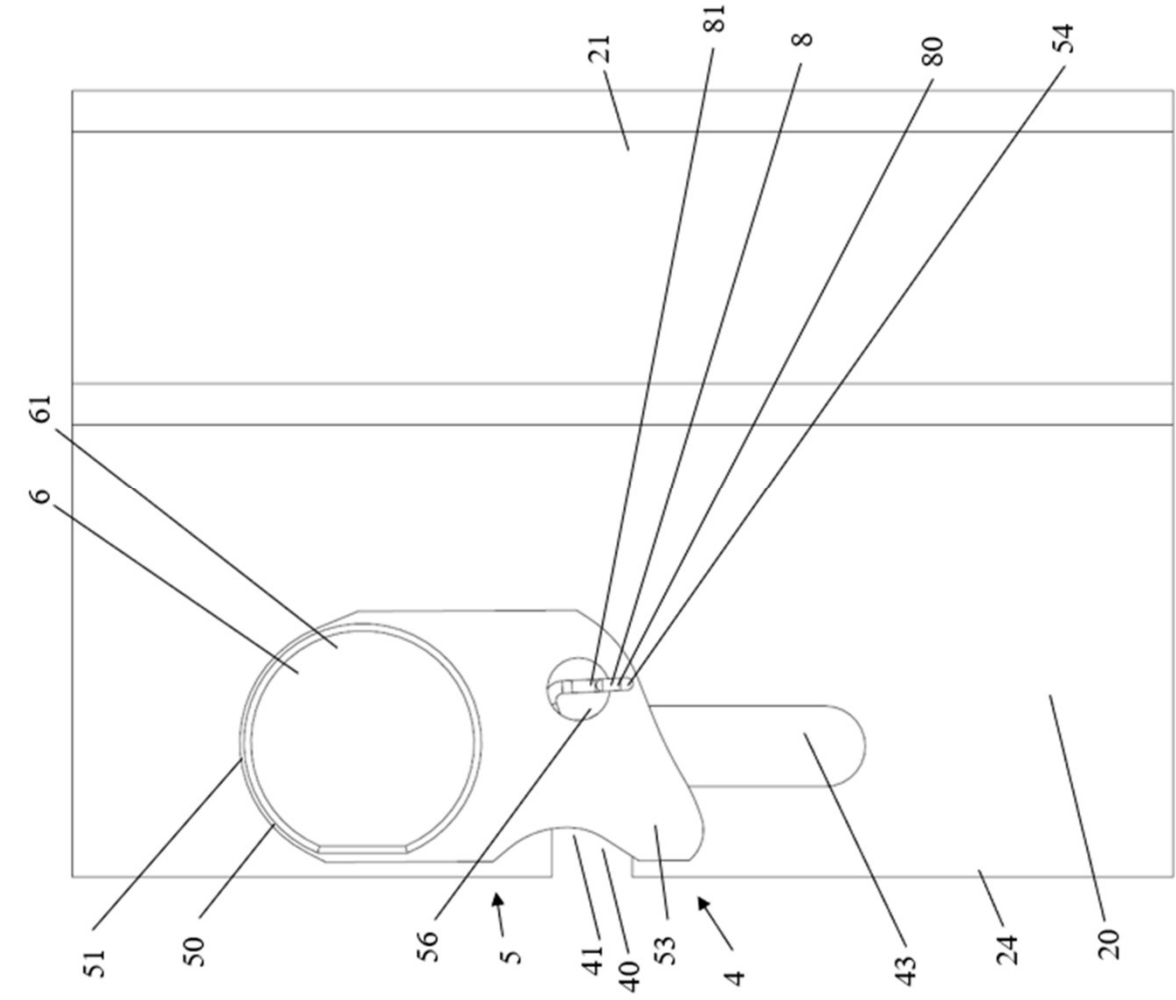


Fig. 3

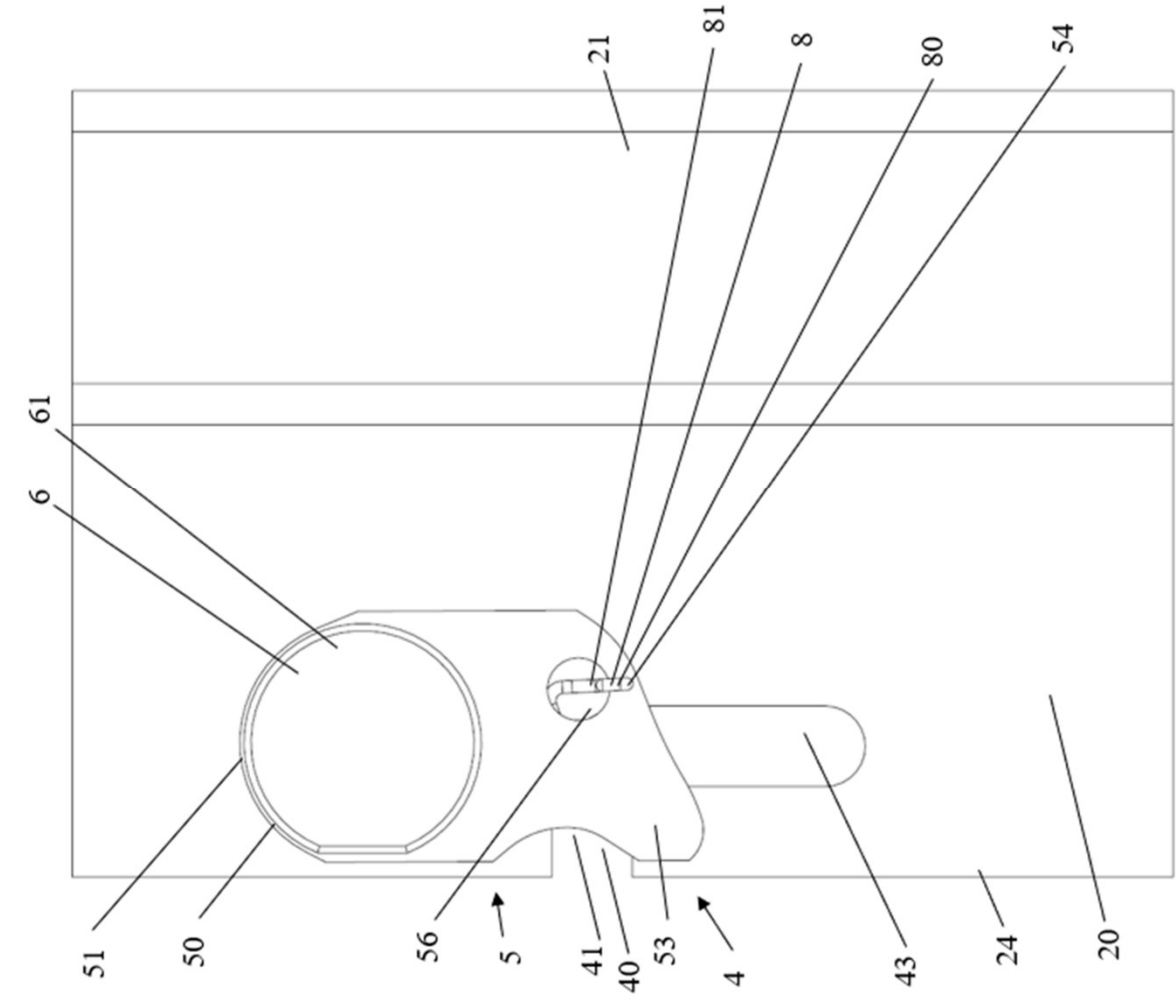


Fig. 4

Improved Post Assembly

[001] **Related Applications**

[002] This application is a divisional of the Australian designation of PCT/IB2025/058256, filed 14 August 2025, the entire contents of which are incorporated herein by reference. This application claims priority of Australian Provisional Application Number 2024902798, filed 5 September 2024, the entire contents of which are incorporated herein by reference.

[003] **Technical Field**

[004] This invention relates, inter alia, to a post assembly having a keeper, or to a retainer assembly, for securing a post accessory (such as a wire, cable or wire mesh) relative to a post. This invention also relates to a method for constructing a barrier such as a fence.

[005] **Background Art**

[006] Barriers, particularly wire fences, are typically constructed in the following manner: posts are secured into or relative to the ground at regular intervals; wires or cables are then threaded through apertures in the posts and then tensioned and tied off, or otherwise, the wires or cables are extended along the fence or barrier line, strained and then tied off. If mesh fences or like barriers are to be constructed, then typically rolls of wire mesh will be run out along the fence or barrier line, tensioned, tied off and connected to the posts or to the strained wires or cables already connected to the posts.

[007] Disadvantages of the above-described methods include:

[008] - that it is tedious and time-consuming to thread wires through numerous post apertures or tie off individual wires to a post;

[009] - that additional posts cannot be readily added to an existing barrier or fence;

[010] - that any coating on the wires or cables will be damaged when pulled through the post apertures;

[011] - that damaged posts cannot be easily replaced without first releasing the wires from individual posts, following which the wires would again require re-threading and straining; and

[012] - such a barrier or fence cannot be readily disassembled for relocation or recycling purposes.

[013] The present Applicant has previously overcome or minimised one or more of those disadvantages in its U.S. Patent US8540217, filed 11 December 2009. That Patent describes various types of fence post assemblies comprising keepers for securing fence post accessories such as fencing wires relative to a fence post. However, of those keepers that the Applicant has sought to commercialise, the Applicant has found that there is room for improvement of those keepers, particularly with respect to more efficient and less costly manufacturing procedures.

[014] **Object of the Invention**

[015] It is an object of one or more embodiments of the present invention to provide an improved post assembly or retainer assembly. Alternatively, it is an object of one or more embodiments of the present invention to provide a post assembly that is less costly to manufacture than known post

assemblies that require installation of two or more post openings per keeper and/or two or more pins per keeper. Alternatively, it is an object of one or more embodiments of the present invention to provide a post assembly or retainer assembly that delivers more than fifty percent greater strength than known post assemblies or retainer assemblies. Alternatively, it is an object of one or more embodiments of the present invention to provide the consumer with a useful commercial choice.

[016] **Disclosure of Invention**

[017] According to a first aspect of the present invention, there is provided a post assembly capable of securing at least one post accessory, comprising:

a post comprising at least one longitudinally extending arm or section having a longitudinal edge; and

at least one keeper capable of securing at least one post accessory within the at least one arm or section, wherein the at least one keeper comprises:

a slit extending within the at least one arm or section from the longitudinal edge, capable of receiving the at least one post accessory;

a retainer assembly comprising:

a retainer; and

a mount securing the retainer adjacent to the at least one arm or section; and

an indexing mechanism configured to limit movement of the retainer relative to the at least one arm or section between a slit blocking position whereby the retainer extends across the slit, and a slit unblocking position whereby the retainer does not extend across the slit.

[018] Any suitable type of indexing mechanism can be used. In some embodiments, the indexing mechanism comprises operatively connected indexing features. The indexing mechanism or indexing features can be configured or operatively connected to define the direction, orientation, path and limits of movement of the retainer. In some embodiments, it is only the indexing mechanism that limits movement of the retainer between the slit blocking position and slit unblocking position. The indexing mechanism or indexing features can be configured or operatively connected to define the direction, orientation, path and limits of movement of the retainer without need for a further travel limiter, travel stop, travel stop pin or the like. In some embodiments, the indexing mechanism obviates the need for a travel limiter or travel stop or travel stop pin or projection for limiting movement of the retainer between the slit blocking and slit unblocking positions. In some embodiments, other than the indexing mechanism, the post assembly lacks a further travel limiter or travel stop for limiting movement of the retainer between the slit blocking and slit unblocking positions. In some embodiments, the indexing mechanism exclusively or alone limits movement of the retainer between the slit blocking and slit unblocking positions. In some embodiments, the indexing mechanism does not allow for 360 degree rotation of the retainer relative to the mount. In some embodiments, the indexing mechanism is independent of the at least one post accessory in that the at least one post

accessory does not limit movement of the retainer. That is, the at least one post accessory itself does not function as a travel stop.

[019] In some embodiments, the indexing mechanism comprises operatively connected first and second indexing features. In some embodiments, the first and second indexing features can be male and female indexing features, or female and male indexing features. In some embodiments, the indexing mechanism comprises operatively connected male and female indexing features. In some embodiments, at least one male indexing feature and at least one female indexing feature can be used. In some embodiments, more than one male indexing feature and more than one female indexing feature can be used. For example, 1, 2, 3, 4, 5 or more male indexing features can be used. For example, 1, 2, 3, 4, 5 or more female indexing features can be used. In some embodiments, the or each male indexing feature can comprise at least one male formation. In some embodiments, the or each female indexing feature can comprise at least one female formation. In some embodiments, the or each male indexing feature can comprise 1, 2, 3, 4, 5 or more male formations. In some embodiments, the or each male indexing feature can comprise a first male formation and a second male formation. In some embodiments, the or each female indexing feature can comprise 1, 2, 3, 4, 5 or more female formations. In some embodiments, the or each female indexing feature can comprise a first female formation and a second female formation. In some embodiments, the male indexing feature can comprise first and second male formations and the female indexing feature can comprise a first female formation or first and second female formations.

[020] In some embodiments, the at least one male indexing feature or the at least one or first male formation is locatable within, partly locatable within, receivable within, extendible within, able to rock, reciprocate, or oscillate within, rotatable within, movable within, slidable within, located within, partly located within, received within, extends within, rocks, oscillates or reciprocates within or relative to, rotates within or relative to, moves within or relative to, or slides within or relative to the at least one female indexing feature or the at least one or first female formation. In some embodiments, the indexing features are sized to enable limited movement of the retainer relative to the at least one arm or section. In some embodiments, the at least one female indexing feature or the at least one or first female formation snugly receives the at least one male indexing feature or the at least one or first male formation.

[021] The male indexing feature can be of any suitable size, shape and construction. As mentioned, in some embodiments, the male indexing feature can comprise one or more male formations. In some embodiments, the male indexing feature or male formation can comprise or can be provided by: a key; projection; protrusion; tooth; extension; tab; shaft; flange; truncated cylinder; or any other male formation. In some embodiments, the male indexing feature or male formation can comprise or can be provided by an irregular shape, surface, contour, edge, corner, circumference, circumference part, perimeter, or perimeter part – for example, as seen in Figure 30 (B), (C) and (D). In some

embodiments, the male indexing feature or male formation can comprise or can be provided by an opening having an irregular shape, contour, edge, notch, projection, tooth, circumference, circumference part, perimeter, or perimeter part, such as a generally circular opening interrupted by a projection extending towards a centre of the opening – for example, as seen in Figure 30 (A).

[022] The female indexing feature can be of any suitable size, shape and construction. As mentioned, in some embodiments, the female indexing feature can comprise one or more female formations. In some embodiments, the female indexing feature or female formation can comprise or can be provided by: a keyway; opening; hole; clearance; aperture; recess; area; pocket; cutout; groove; notch; indent; or, any other female formation. In some embodiments, the female indexing feature or female formation can comprise or can be provided by an irregular shape, surface, contour, edge, circumference, circumference part, perimeter, or perimeter part – for example, as seen in Figure 30 (A), (B), (C) and (D). In some embodiments, the female indexing feature or female formation can comprise or can be provided by an opening having an irregular shape, contour, edge, circumference, circumference part, perimeter, or perimeter part, such as a generally circular opening lacking a sector or half of a minor segment, or a generally circular opening in the shape of a notched circle – for example, as seen in Figure 30 (C) and (D).

[023] In some embodiments, the indexing features comprise a male indexing feature and a female indexing feature, and the male indexing feature is locatable within, partly locatable within, receivable within, extendible within, able to rock, oscillate or reciprocate within, rotatable within, movable within, slidable within, located within, partly located within, received within, extends within, rocks, oscillates or reciprocates within or relative to, rotates within or relative to, moves within or relative to, or slides within or relative to the female indexing feature.

[024] In some embodiments, a male formation is locatable within, partly locatable within, receivable within, extendible within, able to rock, oscillate or reciprocate within, rotatable within, movable within, slidable within, located within, partly located within, received within, extends within, rocks, oscillates or reciprocates within or relative to, rotates within or relative to, moves within or relative to, or slides within or relative to a female formation.

[025] In some embodiments, the retainer can rotate about a rotational axis, or can comprise a rotational axis. In some embodiments, the mount or shaft of the mount (or pin shaft) can comprise a central axis. In some embodiments, the rotational axis and central axis are one and the same axis.

[026] In some embodiments, the indexing mechanism, or a part of the indexing mechanism is positioned or located above the rotational axis and/or the central axis of the mount (for example, as seen in Figure 30 (A)-(D)). In some embodiments, the indexing mechanism or a part of the indexing mechanism is positioned closer to a top of the post than the rotational axis and/or central axis (for example, as seen in Figure 30 (A)-(D)).

[027] In some embodiments, a male indexing feature and/or female indexing feature of an indexing mechanism are positioned or located above the rotational axis and/or the central axis of the mount. In some embodiments, a first male indexing feature and/or a first female indexing feature are positioned closer to a top of the post than the rotational axis and/or central axis.

[028] In some embodiments, a male formation of the male indexing feature and/or a female formation of the female indexing feature are positioned or located above the rotational axis and/or the central axis of the mount. In some embodiments, a male formation of the male indexing feature and/or a female formation of the female indexing feature are positioned closer to a top of the post than the rotational axis and/or central axis.

[029] In some embodiments, both a male formation of the male indexing feature and a female formation of the female indexing feature are positioned or located above the rotational axis and/or the central axis of the mount. In some embodiments, both a male formation of the male indexing feature and a female formation of the female indexing feature are positioned closer to a top of the post than the rotational axis and/or central axis.

[030] With respect to the indexing mechanism or indexing features or formations being positioned 'above' the rotational axis and/or the central axis, this refers to the positioning should the post extend vertically or substantially vertically. Put another way, 'above' means that the indexing mechanism or indexing features or formations are located closer to the top of the post than the rotational axis and/or central axis.

[031] In some embodiments, one or more male and/or female formations of the male and female indexing features are positioned closer to a top of the post than the rotational axis about which the retainer rotates, rocks or oscillates. In some embodiments, both a male formation and a female formation of the male and female indexing features are positioned closer to a top of the post than the rotational axis about which the retainer rotates, rocks or oscillates. In some embodiments, one or more male and/or female formations of the male and female indexing features are positioned in close proximity of the rotational axis about which the retainer rotates, rocks or oscillates.

[032] In some embodiments, the operatively connected male and female indexing features can comprise one or more keys and one or more keyways. That is, in some embodiments, the male indexing feature can comprise a key and the female indexing feature can comprise a keyway, and these are operatively connected in that the key locates within the keyway and is moveable relative to the keyway. That is, in some embodiments, a male indexing feature is synonymous with a key, and a female indexing feature is synonymous with a keyway. In some embodiments, the key can comprise at least one or a first male formation. In some embodiments, the keyway can comprise at least one or a first female formation. In some embodiments, the indexing mechanism comprises one or more keys and one or more keyways operatively connected together.

[033] In some embodiments, the one or more keys and one or more keyways, or male and female formations thereof, are positioned, partly positioned, only positioned or positioned exclusively, above the rotational axis and/or the central axis. In some embodiments, at least one male formation of the key and at least one female formation of the keyway are positioned, partly positioned, only positioned or positioned exclusively, above the rotational axis and/or the central axis. In some embodiments, the one or more keys and one or more keyways are positioned, partly positioned, only positioned or positioned exclusively, closer to a top of the post than the rotational axis and central axis. In some embodiments, at least one male formation of the key and at least one female formation of the keyway are positioned, partly positioned, only positioned or positioned exclusively, closer to a top of the post than the rotational axis and central axis.

[034] In some embodiments, the indexing mechanism or indexing features are configured to limit movement of the retainer along a linear path. In some embodiments, the indexing mechanism or indexing features are configured to limit movement of the retainer along a linear path that extends substantially perpendicularly relative to the longitudinal edge of the arm or section. In some embodiments, the indexing mechanism or indexing features are configured to limit movement of the retainer along a non-linear path. In some embodiments, the indexing mechanism or indexing features are configured to limit movement of the retainer along a curvilinear path. In some embodiments, the indexing mechanism or indexing features are configured to limit movement of the retainer along an arcuate path. In some embodiments, the indexing mechanism or indexing features are configured to limit movement of the retainer about the rotational axis. In some embodiments, the indexing mechanism or indexing features are configured to limit movement of the retainer in a rocking or oscillatory motion. In some embodiments, the indexing mechanism or indexing features are configured to limit movement of the retainer in a reciprocating motion.

[035] In some embodiments, the indexing mechanism or indexing features are not configured to limit movement of the retainer about a rotational axis. In some embodiments, the indexing mechanism or indexing features are not configured to limit movement of the retainer in a rocking or oscillatory motion.

[036] In some embodiments, the indexing mechanism is configured to limit movement of the retainer: (i) along a linear path; (ii) along a non-linear path; (iii) along a curvilinear path; (iv) along an arcuate path; (v) about a rotational axis; (vi) in a rocking or oscillatory motion; (vii) in a reciprocating motion; or, any combination of (i) to (vii).

[037] In some embodiments the indexing mechanism (or indexing features) is configured to limit movement of the retainer: (i) along a linear path; (ii) along a non-linear path; (iii) along a curvilinear path; (iv) along an arcuate path; or any combination of (i) to (iv), provided that the indexing mechanism is not configured to limit movement of the retainer about a rotational axis, and/or provided

that the indexing mechanism is not configured to limit movement of the retainer in a rocking or oscillatory motion.

[038] In some embodiments, the indexing mechanism (or indexing features) is configured to limit movement of the retainer (v) about a rotational axis and/or (vi) in a rocking or oscillatory motion:

[039] through an angle up to about 90 degrees relative to the at least one arm or section; or

[040] through an angle up to about 70 degrees relative to the at least one arm or section; or

[041] through an angle up to about 65 degrees relative to the at least one arm or section; or

[042] through an angle of at least about 8 degrees relative to the at least one arm or section; or

[043] through an angle of at least about 8 degrees and up to about 90, 70 or 65 degrees relative to the at least one arm or section; or

[044] through an angle of at least about 25 degrees and up to about 90, 70 or 65 degrees relative to the at least one arm or section; or

[045] through an angle of about 25 to 70 degrees relative to the at least one arm or section; or

[046] through an angle of about 30 to 65 degrees relative to the at least one arm or section; or

[047] through an angle of about 30.75 degrees, 32.48 degrees, 32.76 degrees, or 64.95 degrees.

[048] In some embodiments, the indexing mechanism or indexing features are configured to limit rotation, rocking or oscillation of the retainer through an angle up to about 90, 89, 88, 87, 86, 85, 84, 83, 82, 81, 80, 79, 78, 77, 76, 75, 74, 73, 72, 71, 70, 69, 68, 67, 66, 65, 64, 63, 62, 61, 60, 59, 58, 57, 56, 55, 54, 53, 52, 51, 50, 49, 48, 47, 46, 45, 44, 43, 42, 41, 40, 39, 38, 37, 36, 35, 34, 33, 32, 31, 30, 29, 28, 27, 26, 25, 24, 23, 22, 21, 20, 19, 18, 17, 16, 15, 14, 13, 12, 11, 10, 9, or 8 degrees relative to the at least one arm or section.

[049] In some embodiments, the indexing mechanism or indexing features are configured to limit rotation, rocking or oscillation of the retainer through an angle up to about 70, 69, 68, 67, 66, 65, 64, 63, 62, 61, 60, 59, 58, 57, 56, 55, 54, 53, 52, 51, 50, 49, 48, 47, 46, 45, 44, 43, 42, 41, 40, 39, 38, 37, 36, 35, 34, 33, 32, 31, 30, 29, 28, 27, 26, 25 degrees relative to the at least one arm or section.

[050] Preferably, limited movement, rotation, rocking or oscillation corresponds to the retainer rotating, rocking or oscillating through an angle of about 25 to 70 degrees relative to the at least one arm or section.

[051] More preferably, limited movement, rotation, rocking or oscillation corresponds to the retainer rotating, rocking or oscillating through an angle up to about 65 degrees relative to the at least one arm or section.

[052] In some embodiments, limited movement, rotation, rocking or oscillation corresponds to the retainer rotating, rocking or oscillating through an angle of at least about 8 degrees.

[053] In some embodiments, limited movement, rotation, rocking or oscillation corresponds to the retainer rotating, rocking or oscillating through an angle of at least about 8 degrees and up to about 90, 89, 88, 87, 86, 85, 84, 83, 82, 81, 80, 79, 78, 77, 76, 75, 74, 73, 72, 71, 70, 69, 68, 67, 66, 65, 64,

63, 62, 61, 60, 59, 58, 57, 56, 55, 54, 53, 52, 51, 50, 49, 48, 47, 46, 45, 44, 43, 42, 41, 40, 39, 38, 37, 36, 35, 34, 33, 32, 31, 30, 29, 28, 27, 26, 25, 24, 23, 22, 21, 20, 19, 18, 17, 16, 15, 14, 13, 12, 11, 10, 9, or 8 degrees relative to the at least one arm or section.

[054] In some embodiments, limited movement of the retainer corresponds to the retainer moving along a linear path, along a non-linear path, along a curvilinear path, along an arcuate path, having a reciprocating motion or action, and/or having a rocking or oscillatory motion or action, preferably as described or substantially as described herein, including in any one or more of the Figures.

[055] In some embodiments, limited movement, rotation, rocking or oscillation corresponds to the retainer rotating through an angle or having a rocking or oscillatory motion or action, preferably as described or substantially as described herein, including in any one or more of the Figures, preferably as shown in Figure 30 or Figures 57 to 60.

[056] The keeper can be of any suitable size, shape and construction, and can be made of any suitable material or materials.

[057] In some embodiments, the at least one arm or section can comprise a front face and a rear face. In some embodiments, the retainer can comprise a retainer body or more than one retainer body. In some embodiments, the retainer can comprise two retainer bodies. In some embodiments, the retainer comprises two retainer bodies, with a said retainer body extending alongside each face of the at least one arm or section.

[058] In some embodiments, the retainer is secured for limited movement alongside the at least one arm or section. In some embodiments, limited movement of the retainer comprises the retainer moving along a plane substantially parallel with a plane of the at least one arm or section. In some embodiments, limited movement of the retainer comprises the retainer moving along a plane substantially parallel with a plane of the front face and/or rear face. In some embodiments, the retainer can extend and/or move co-planarly with / relative to or substantially co-planarly with / relative to the front face and/or rear face. In some embodiments, the retainer can move only co-planarly or substantially co-planarly relative to the front face and/or rear face. In some embodiments, the longitudinal edge can be located between the front face and rear face. In some embodiments, the slit extends from the longitudinal edge between the front face and rear face.

[059] In some embodiments, the post assembly comprises a single keeper. In some embodiments, the post assembly comprises a plurality of keepers. In some embodiments, the post assembly comprises a plurality of keepers spaced along a length of at least one arm or section of the post. In some embodiments, the post assembly comprises 2, 3, 4, 5, 6, 7, 8, 9, 10, 11, 12, 13, 14 or more keepers, preferably spaced along a length of the at least one arm or section of the post or each arm or section of the post. Preferably, the keepers are spaced along a length of the same arm or section of the post. In some embodiments, the keepers are located on two or three different arms or sections of the post. Preferably, the keepers are not located at the bottom or ground-anchoring or ground-securing

end of the post. Preferably, the keepers are not spaced along a full length of at least one arm or section of the post.

[060] In some embodiments, the keepers are spaced along a length of at least one arm or section of the post at specific points, distances or intervals in order to secure one or more pre-fabricated post accessories that are likewise configured specifically to match the spacing of those keepers.

[061] In some embodiments, the one or more post accessories and keepers are configured to align all at one time to enable the one or more post accessories to engage with the keepers and be retained substantially at a similar time to build a barrier more quickly.

[062] In some embodiments, the one or more post accessories and keepers are configured to align all at one time to enable the one or more post accessories to engage with the keepers and be retained substantially at a similar time to build a barrier more quickly with less or no additional restraining members required to secure the one or more pre-fabricated post accessories to the posts other than the keepers.

[063] The slit can be of any suitable size and shape. The slit can extend linearly, non-linearly, curvedly and/or contain at least one bend. In some embodiments, the slit comprises an inlet at the longitudinal edge of the at least one arm or section. In some embodiments, the slit comprises a blind end, within which the post accessory (such as a fencing wire or wire mesh strand) may locate or rest. In some embodiments, the slit comprises a first region that extends from the longitudinal edge across part of the at least one arm or section. In some embodiments, the first region is linear, substantially linear, curved, or extends perpendicularly or substantially perpendicularly relative to the longitudinal edge of the post. In some embodiments, the slit comprises a second region that extends from the first region towards the bottom or top of the post. In some embodiments, the second region is linear, substantially linear, curved or extends parallel or substantially parallel with the longitudinal edge of the post. In some embodiments, the slit comprises a bend. The bend can be located at the intersecting ends of the first and second regions.

[064] In some embodiments, the slit has a width that is slightly wider than the post accessory or a part or region of the post accessory that it is to receive and secure.

[065] In some embodiments, the slit follows a substantially L- or J-shaped path. In some embodiments, the slit is in the shape of an upside down L- or J-shape. In some embodiments, the slit extends perpendicularly of the longitudinal edge towards the central longitudinal axis of the post and then parallel with the central longitudinal axis of the post towards the bottom or top of the post.

[066] In some embodiments, in the slit blocking position, the retainer can extend across the first region, the second region, and/or the bend of the slit. In some embodiments, in the slit unblocking position, the retainer can be located adjacent to the first region, the second region, and/or the bend of the slit.

[067] In some embodiments, no part or region of the retainer extends across or part way across the at least one arm or section from the front face to the rear face. In some embodiments, no part or region of the retainer extends across or part way across the longitudinal edge from the front face to the rear face. In some embodiments, no part or region of the retainer extends past the longitudinal edge. In some embodiments, no part or region of the retainer extends across the slit from the front face to the rear face. In some embodiments, no part or region of the retainer extends part way across the slit from the front face to the rear face.

[068] The mount can be of any suitable size, shape and construction, and can be made of any suitable material or materials. The mount can secure the retainer adjacent to the at least one arm or section in any suitable way. In some embodiments, the mount can be fixedly connected to the at least one arm or section, such that it cannot move relative to the at least one arm or section. In some embodiments, the mount can be moveably connected to the at least one arm or section such that it can move relative to the at least one arm or section.

[069] In some embodiments, the mount can comprise a mechanical fastener, screw, bolt, pin or rivet that holds the retainer for movement relative to the at least one arm or section. In some embodiments, the mount can comprise a mechanical fastener, screw, bolt, pin or rivet that holds the retainer for movement relative to the at least one arm or section. . In some embodiments, the mount can comprise a mechanical fastener, screw, bolt, pin or rivet that holds the retainer for movement relative to the at least one arm or section, whereby the mount itself is also capable of movement relative to the at least one arm or section.

[070] In some embodiments, the mount can comprise a shaft, also referred to herein as a 'mount shaft' or 'shaft' or 'pin shaft'. The mount or shaft of the mount (or pin shaft) can comprise the central axis. The mount or shaft of the mount can have an end or opposed ends.

[071] The mount can be connected to the at least one arm or section in any suitable way. In some embodiments, the mount or shaft can comprise a post mounting end that is connected to the post arm or section.

[072] In some embodiments, the post mounting end is securely positioned within an aperture located in the post arm or section, or is otherwise secured to the post arm or section. In some embodiments, the at least one arm or section comprises at least one aperture that is preferably shaped to conform to the geometry of the post mounting end, ensuring that the post mounting end is held in a specific orientation and is prevented from rotating within the aperture. Preferably, the aperture is of a shape such that the post mounting end is precisely indexed and secured and unable to rotate within the aperture, eg. an irregular circle, such as a D-shape, square, rectangle, oval or star.

[073] In some embodiments, the mount or shaft extends substantially perpendicularly from the post arm or section.

[074] In some embodiments, the mount or shaft extends through an elongate aperture (eg. slot or slit) located in the post arm or section and is movable within the elongate aperture. In some embodiments, the elongate aperture (eg. slot or slit) is linear or straight or substantially linear or straight. In some embodiments, the at least one arm or section comprises at least one elongate aperture that is shaped to conform to the geometry of the shaft, ensuring that the shaft is slidable within the elongate aperture but prevented from rotating within the elongate aperture.

[075] In some embodiments, the shaft extends through as well as substantially perpendicularly from the front and rear faces of the post arm or section.

[076] In some embodiments, the mount comprises a shaft with a retainer connecting end (end region) or retainer connecting ends (end regions). The retainer, retainer body or retainers can be connected to the shaft end/s (end region/s) in any suitable way. For example, the retainer, retainer body or retainers can be connected to the shaft end (end region) using one or more of: (i) a groove and circlip arrangement; (ii) an enlarged head of the shaft; (iii) a fastener such as a nut screwed to a threaded end of the shaft; (iv) friction fit; (v) using a swage; (vi) a swaged shaft end; or (vii) a screw thread. For example, the retainer, retainer body or retainers can each comprise a shaft opening through which extends the shaft and can be held or pinned in place by way or any one or more of (i) to (vii).

[077] The shaft opening can be of any suitable shape and size. In some embodiments, the shaft opening is circular, substantially circular, an irregular circle, ovate, a slit or slot, a linear slit or slot, a groove, a cut-out, or a curvilinear slit or slot.

[078] In some embodiments, the mount or shaft can comprise a head, preferably an enlarged head. In some embodiments, the mount or shaft can comprise a head located at an end of the shaft. In some embodiments, the mount or shaft can comprise a head located at each end of the shaft. In some embodiments, the mount or shaft can comprise a swaged end. In some embodiments, the mount or shaft can comprise one or more circlip and groove arrangements. In some embodiments, the mount or shaft can comprise an end comprising a fastener such as a nut or circlip and groove arrangement.

[079] In some embodiments, the head is shaped to assist in determining the retainer's orientation relative to the post mounting end or post arm or section. In some embodiments, the head is circular, substantially circular, D-shaped, generally circular but lacking a minor segment or sector, X-shaped, or of any other geometric shape when viewed from its end.

[080] In some embodiments, the mount or shaft can comprise a flange, collar or shoulder. The term flange as used herein, can be considered interchangeable with the term collar or shoulder, context permitting. For example, a shoulder of a shaft could be considered to be a flange, and a flange of a shaft could be considered to be a shoulder of a shaft. In some embodiments, the flange, collar or shoulder can extend outwardly or radially from the mount shaft or pin shaft. In some embodiments, the flange, collar or shoulder is located between the head and the post mounting end or post arm or

section. In some embodiments, the flange, collar or shoulder is located between the ends of the shaft. In some embodiments, the flange, collar or shoulder directly abuts the post arm or section. In some embodiments, the head pins the retainer or a post mounting region of the retainer between the at least one arm or section and the head.

[081] In some embodiments, the mount can comprise a projection that extends outwardly or radially from the mount shaft, pin shaft or flange. In some embodiments, the projection is located between the head and the post mounting end or post arm or section. In some embodiments, the projection is located between the ends of the shaft.

[082] In some embodiments, the mount is of unitary construction. In some embodiments, the flange (collar or shoulder) and shaft are of unitary construction. In some embodiments, the flange (collar or shoulder), shaft and head are of unitary construction. In some embodiments, the flange (collar or shoulder), shaft, projection and head are of unitary construction.

[083] In some embodiments, the shaft has a radius ranging between about 0.1 mm and about 3.0 mm, which includes, for example, about 0.1, 0.2, 0.3, 0.4, 0.5, 0.6, 0.7, 0.8, 0.9, 1.0, 1.1, 1.2, 1.3, 1.4, 1.5, 1.6, 1.7, 1.8, 1.9, 2.0, 2.1, 2.2, 2.3, 2.4, 2.5, 2.6, 2.7, 2.8, 2.9 and 3.0 mm.

[084] In some embodiments, the shaft and flange (collar or shoulder) have a combined radius ranging between about 0.1 mm and about 10.0 mm, which includes, for example, about 0.1, 0.2, 0.3, 0.4, 0.5, 0.6, 0.7, 0.8, 0.9, 1.0, 1.1, 1.2, 1.3, 1.4, 1.5, 1.6, 1.7, 1.8, 1.9, 2.0, 2.1, 2.2, 2.3, 2.4, 2.5, 2.6, 2.7, 2.8, 2.9, 3.0, 3.1, 3.2, 3.3, 3.4, 3.5, 3.6, 3.7, 3.8, 3.9, 4.0, 4.1, 4.2, 4.3, 4.4, 4.5, 4.6, 4.7, 4.8, 4.9, 5.0, 5.1, 5.2, 5.3, 5.4, 5.5, 5.6, 5.7, 5.8, 5.9, 6.0, 6.1, 6.2, 6.3, 6.4, 6.5, 6.6, 6.7, 6.8, 6.9, 7.0, 7.1, 7.2, 7.3, 7.4, 7.5, 7.6, 7.7, 7.8, 7.9, 8.0, 8.1, 8.2, 8.3, 8.4, 8.5, 8.6, 8.7, 8.8, 8.9, 9.0, 9.1, 9.2, 9.3, 9.4, 9.5, 9.6, 9.7, 9.8, 9.9, and 10.0 mm.

[085] In some embodiments, the retainer can be held for movement between the head and the post arm or section. In some embodiments, in the slit unblocking position, the retainer or an edge of the retainer can be located or situated immediately adjacent to the slit.

[086] In some embodiments, the mount comprises a mounting pin comprising a pin shaft, post mounting end and pin head. In some embodiments, the mount comprises a mounting pin comprising a pin shaft, post mounting end, flange (or collar or shoulder), and pin head. In some embodiments, the mount comprises a mounting pin comprising a pin shaft, post mounting end, flange (or collar or shoulder), projection, and pin head. In some embodiments, the mounting pin comprises a pin head that pins the retainer or a post mounting region of the retainer between the at least one arm or section and the pin head.

[087] In some embodiments, the mount comprises a mounting pin comprising a pin shaft and one retainer connecting end or two retainer connecting ends (ie. to two retainer bodies of the retainer).

[088] The retainer can be of any suitable size, shape and construction, and can be made of any suitable material or materials. As mentioned, in some embodiments, the retainer can comprise a

retainer body or more than one retainer body. In some embodiments, the retainer can comprise two retainer bodies. In some embodiments, the retainer comprises two retainer bodies, with a said retainer body extending alongside each face of the at least one arm or section.

[089] As mentioned, in some embodiments, the retainer or retainer body is rotatable about its rotational axis. In some embodiments, the retainer or retainer body or each retainer body can comprise a retainer mount opening through or within which extends one or more of the mount, mount shaft, pin shaft, central axis, rotational axis, flange or projection, and about which the retainer or retainer body can rotate or otherwise move. In some embodiments, the retainer or retainer body can comprise a retainer mount opening within which extends the flange and about which the retainer or retainer body can rotate.

[090] In some embodiments, the retainer can comprise a first retainer body and a second retainer body, each body being connected to a respective end of the mount, mount shaft or pin shaft. In some embodiments, the retainer, first retainer body or second retainer body can comprise the shaft opening. In some embodiments, the retainer cannot rotate or otherwise move relative to the mount, mount shaft or pin shaft. In some embodiments, a first retainer body can extend alongside the front face of the at least one arm or section, and a second retainer body can extend alongside the front face of the at least one arm or section. In some embodiments, the shaft can pin the first retainer body and second retainer body together.

[091] In some embodiments, the retainer, retainer body or retainer mount opening are independent of or do not comprise or provide the indexing mechanism or an indexing feature thereof. In some embodiments, the retainer, retainer body or retainer mount opening comprise or provide the indexing mechanism or an indexing feature thereof. In some embodiments, the retainer or retainer body can comprise a retainer mount opening through which or within which extends one or more of the mount, mount shaft, pin shaft, central axis, rotational axis, flange and projection, and about or along or relative to which the retainer or retainer body carries out limited movement.

[092] The retainer mount opening can be of any suitable shape and size. In some embodiments, the retainer mount opening is circular, substantially circular, an irregular circle, ovate, a slit or slot, a linear slit or slot, a groove, a cut-out, or a curvilinear slit or slot. In some embodiments, the retainer mount opening or part of the retainer mount opening comprises or provides the female indexing feature or female formation/s, or male indexing feature or male formation/s. See, for example, Figures 1-39 and 57-60. In some embodiments, the retainer mount opening is separate from or independent of the female indexing feature or male indexing feature. See, for example, Figures 40-56.

[093] In some embodiments, as mentioned, the retainer or retainer body can comprise a post mounting region. The post mounting region can comprise the retainer mount opening. In some embodiments, a periphery or outer perimeter of the post mounting region is generally rounded or circular.

[094] In some embodiments, the retainer or retainer body comprises a slit-blocking region. In some embodiments, the slit-blocking region extends alongside the at least one arm or section. In some embodiments, the slit-blocking region extends co-planarly with the at least one arm or section. In some embodiments, the slit-blocking region extends alongside the front face and/or rear face. In some embodiments, the slit-blocking region extends co-planarly with the front face and/or rear face.

[095] In some embodiments, in the slit blocking position, the slit-blocking region can extend across the slit, such as the first region, the second region, and/or the bend of the slit. In some embodiments, in the slit unblocking position, the slit-blocking region can be located adjacent the first region, the second region and/or the bend of the slit.

[096] In some embodiments, the slit-blocking region only extends alongside the slit. In some embodiments, the slit-blocking region does not extend across the slit from the front face to the rear face (only alongside the slit). In some embodiments, the slit-blocking region does not extend part way across the slit from the front face to the rear face (only alongside the slit). In some embodiments, the slit-blocking region does not extend into the slit itself between the front and rear faces.

[097] In some embodiments, the slit-blocking region can comprise a generally pointed end or nose. In some embodiments, the slit-blocking region can comprise a periphery or edge or contour that in part follows the path or shape or contour of the slit when in the slit unblocking position.

[098] In some embodiments, the retainer or retainer body (or each retainer body) is flat, planar or substantially planar when viewed in side elevation. In some embodiments, the retainer or retainer body is formed, cut or punched from a sheet, such as a metal or alloy sheet. In some embodiments the retainer or retainer body is cast, molded, formed or printed using parent materials of metals, alloys, or composite materials. In some embodiments, the retainer or retainer body is made from alloy, composites, polymers or metal. In some embodiments, the retainer or retainer body is coated or galvanised to prevent oxidation or corrosion. In some embodiments, the retainer or retainer body is coloured, eg. colour coated. In some embodiments, the retainer or retainer body contains branding or identifying marks.

[099] In some embodiments, the slit-blocking region extends from the post mounting region towards the slit. In some embodiments, the slit-blocking region extends from the post mounting region towards the longitudinal edge. In some embodiments, the slit-blocking region is generally rounded or curved when viewed in side elevation. In some embodiments, no part of the retainer extends beyond the longitudinal edge.

[100] In some embodiments, the retainer or retainer body comprises an actuator allowing for manual movement of the retainer or retainer body from the slit blocking position to the slit unblocking position. The actuator can be of any suitable size, shape and construction, and can be made of any suitable material or materials.

[101] In some embodiments, the actuator can comprise a region for a finger/s or tool/s in the form of, for example, an opening for receiving a finger or a tool, or a projection (eg. handle) extending away from the at least one longitudinal arm or out of the plane of the post mounting region and/or the slit-blocking region. The actuator can be of unitary or integral construction with the post mounting region and slit-blocking region, or a separate connectable piece.

[102] In some embodiments, the actuator extends or projects perpendicularly, substantially perpendicularly, or laterally of a plane shared by the post mounting region and slit-blocking region. In some embodiments, the actuator comprises an opening in the retainer or retainer body. In some embodiments, a biasing mechanism or urger of the retainer assembly (discussed below) functions as the actuator.

[103] The keeper or retainer assembly can comprise an urger or biasing mechanism for urging or biasing the retainer or retainer body to the slit blocking position. The urger or biasing mechanism can be of any suitable size, shape and construction, and can be made of any suitable material or materials.

[104] In some embodiments, the urger or biasing mechanism is the force of gravity acting on the retainer or retainer body. In some embodiments, the urger or biasing mechanism uses magnetic force to urge the retainer or retainer body towards or into the slit blocking position.

[105] In some embodiments, the urger or biasing mechanism comprises a spring that urges the retainer or retainer body to the slit blocking position. Any suitable spring can be used, preferably being a constant force spring, flat spring, coiled flat spring, disk spring, leaf spring, compression spring, or spiral torsion spring.

[106] In some embodiments, a spring engages the mount. In some embodiments, a spring engages the retainer or retainer body. In some embodiments, a spring engages or connects to both the mount and the retainer or retainer body. In some embodiments, the spring comprises a retainer-engaging end. In some embodiments, the spring comprises a post arm or section-engaging end. In some embodiments, the spring comprises a mount-engaging end. In some embodiments, the spring comprises at least one coil, kink, hinge and/or bend located between the retainer-engaging end and a post arm- or section- or mount-engaging end, so as to urge the retainer or retainer body into the slit blocking position.

[107] In some embodiments, the spring extends between or mostly between the retainer or retainer body and the at least one arm or section. In some embodiments, the spring has both a kink and a hinge. In some embodiments, the spring can extend or wrap at least partway around the shaft of the mount or pin shaft.

[108] In some embodiments, the urger, biasing mechanism or spring comprises a leaf spring, flat spring, compression spring, or spiral torsion spring. In some embodiments, the spring can be made of steel such as stainless steel.

[109] In some embodiments, the spring can extend within the female indexing feature or female formation. In some embodiments, the spring can extend within a slot, slit, groove or recess, preferably located in the at least one arm or section.

[110] In some embodiments, the retainer-engaging end can serve as the actuator, eg. a finger grip.

[111] In some embodiments, the mount-engaging end engages, grips or bears against the mount or pin shaft or pin head. In some embodiments, the retainer-engaging end engages a groove and/or hole in the retainer or retainer body. In some embodiments, the retainer-engaging end hooks around a peripheral edge of the retainer or retainer body and into a hole in the retainer or retainer body. In some embodiments, the retainer-engaging end hooks around a peripheral groove of the retainer or retainer body, and further into a hole in the retainer or retainer body.

[112] In some embodiments, the indexing mechanism is associated with, connected to, a feature of, or of integral construction with: the retainer and the mount; or the retainer assembly and the at least one arm or section; or the retainer and the at least one arm or section; or, the mount and the at least one arm or section.

[113] In some embodiments, the at least one male indexing feature is associated with, connected to, a feature of, or of integral construction with the mount, and the at least one female indexing feature is associated with, connected to, a feature of, or of integral construction with, the retainer.

[114] In some embodiments, at least one male indexing feature or at least one male formation is associated with, connected to, a feature of, or of integral construction with, the mount, mount shaft, pin shaft, flange (shoulder or collar) and/or projection. In some embodiments, at least one female indexing feature or at least one female formation is associated with, connected to, a feature of, or of integral construction with, the retainer, retainer body or retainer mount opening.

[115] In some embodiments, the mount comprises a shaft and a central axis extending through the shaft, the retainer comprises a retainer mount opening through which the shaft, central axis and rotational axis extend, and the retainer rotates, rocks or oscillates about the shaft or rotational axis.

[116] In some embodiments, the mount comprises a shaft, a central axis extending through the shaft, and a flange extending around or from the shaft, the retainer comprises a retainer mount opening through which the shaft, central axis and rotational axis extend, the flange extends within the retainer mount opening, and the retainer rotates, rocks or oscillates about the flange or rotational axis.

[117] In some embodiments, the at least one male indexing feature comprises or is provided by the mount, the shaft, the flange, a shape of the mount, a shape of the shaft, or a shape of the flange. In some embodiments, the at least one male indexing feature comprises or is provided by a shape of the shaft or flange. In some embodiments, the at least one male indexing feature comprises or is provided by a shape of the shaft or flange, and the shaft or flange has an irregularly shaped circular circumference. In some embodiments, the at least one male indexing feature comprises or is provided by a shape of the shaft or flange, and the shaft or flange has an irregularly shaped circular

circumference comprising an irregular circumference part. In some embodiments, the at least one male indexing feature comprises or is provided by a shape of the shaft or flange, and the shaft or flange has an irregularly shaped circular circumference comprising an irregular circumference part, wherein the irregular circumference part provides a first male formation of the at least one male indexing feature, and the irregularly shaped circular circumference excluding the first male formation provides a second male formation of the at least one male indexing feature. In some embodiments, the at least one male indexing feature comprises or is provided by a shape of the shaft or flange, and the shaft or flange is substantially D-shaped when viewed from an end of the shaft. In some embodiments, the at least one male indexing feature comprises or is provided by a shape of the shaft or flange, and the shaft or flange is in the shape of a major segment of a circle when viewed from an end of the shaft. In some embodiments, the at least one male indexing feature comprises or is provided by a shape of the shaft or flange, the shaft or flange is in the shape of a major segment of a circle when viewed from an end of the shaft, and the major segment comprises a chord. In some embodiments, the at least one male indexing feature comprises or is provided by a shape of the shaft or flange, the shaft or flange is in the shape of a major segment of a circle when viewed from an end of the shaft, and the major segment comprises a chord, wherein the chord provides a first male formation of the at least one male indexing feature, and the shape of the major segment excluding the first male formation corresponds to a second male formation of the at least one male indexing feature. In some embodiments, the at least one male indexing feature comprises or is provided by the shaft or flange, and the shaft or flange comprises a horizontal cylindrical segment having an irregularly shaped circumference comprising a flattened part. In some embodiments, the at least one male indexing feature comprises or is provided by the shaft or flange, and the shaft or flange comprises a horizontal cylindrical segment having an irregularly shaped circumference comprising a flattened part, wherein the flattened part provides a first male formation of the at least one male indexing feature, and the irregularly shaped circumference excluding the first male formation provides a second male formation of the at least one male indexing feature.

[118] In some embodiments, the at least one female indexing feature comprises or is provided by the retainer or a shape of the retainer. In some embodiments, the at least one female indexing feature comprises or is provided by the retainer mount opening or a shape of the retainer mount opening. In some embodiments, the at least one female indexing feature comprises or is provided by a shape of the retainer mount opening comprising an irregularly shaped circular circumference. In some embodiments, the at least one female indexing feature comprises or is provided by a shape of the retainer mount opening comprising an irregularly shaped circular circumference comprising an irregular circumference part. In some embodiments, the at least one female indexing feature comprises or is provided by a shape of the retainer mount opening comprising an irregularly shaped circular circumference comprising an irregular circumference part, wherein the irregular

circumference part provides a first female formation of the at least one female indexing feature, and the irregularly shaped circular circumference excluding the first female formation provides a second female formation of the at least one female indexing feature. In some embodiments, the at least one female indexing feature comprises or is provided by a shape of the retainer mount opening comprising an irregularly shaped circular circumference comprising an irregular circumference part that includes a recess. In some embodiments, the at least one female indexing feature comprises or is provided by a shape of the retainer mount opening comprising an irregularly shaped circular circumference comprising an irregular circumference part that includes a recess, wherein the recess provides a first female formation of the at least one female indexing feature, and the irregularly shaped circular circumference excluding the first female formation provides a second female formation of the at least one female indexing feature. In some embodiments, the at least one female indexing feature comprises or is provided by a shape of the retainer mount opening and the retainer mount opening is shaped as a notched circle. In some embodiments, the at least one female indexing feature comprises or is provided by a shape of the retainer mount opening and the retainer mount opening is shaped as a notched circle comprising an irregular circumference part shaped by a notch. In some embodiments, the at least one female indexing feature comprises or is provided by a shape of the retainer mount opening and the retainer mount opening is shaped as a notched circle comprising an irregular circumference part shaped by a notch, wherein the irregular circumference part provides a first female formation of the at least one female indexing feature, and the notched circle shape excluding the first female formation provides a second female formation of the at least one female indexing feature. In some embodiments, the at least one female indexing feature comprises or is provided by a shape of the retainer mount opening and the retainer mount opening is shaped as a notched circle comprising an irregular circumference part that includes a recess shaped by a notch. In some embodiments, the at least one female indexing feature comprises or is provided by a shape of the retainer mount opening and the retainer mount opening is shaped as a notched circle comprising an irregular circumference part that includes a recess shaped by a notch, wherein the recess provides a first female formation of the at least one female indexing feature, and an open area defined by the notched circle shape excluding the first female formation provides a second female formation of the at least one female indexing feature. In some embodiments, the at least one female indexing feature comprises or is provided by a shape of the retainer mount opening, and the retainer mount opening is shaped as a notched circle comprising an irregular circumference part which generally extends towards a centre of the notched circle or towards the rotational axis. In some embodiments, the at least one female indexing feature comprises or is provided by a shape of the retainer mount opening, and the retainer mount opening is shaped as a notched circle comprising an irregular circumference part which generally extends towards a centre of the notched circle or towards the rotational axis, wherein the irregular circumference part provides a first female formation of the at least one female indexing

feature, and the notched circle shape excluding the first female formation provides a second female formation of the at least one female indexing feature. In some embodiments, the at least one female indexing feature comprises or is provided by a shape of the retainer mount opening, and the retainer mount opening is shaped as a notched circle comprising an irregular circumference part shaped by a wedge-shaped notch. In some embodiments, the at least one female indexing feature comprises or is provided by a shape of the retainer mount opening, and the retainer mount opening is shaped as a notched circle comprising an irregular circumference part shaped by a wedge-shaped notch, wherein the irregular circumference part provides a first female formation of the at least one female indexing feature, and the notched circle shape excluding the first female formation provides a second female formation of the at least one female indexing feature. In some embodiments, the at least one female indexing feature comprises or is provided by a shape of the retainer mount opening and the retainer mount opening is shaped as a notched circle comprising an irregular circumference part that includes a recess shaped by a wedge-shaped notch. In some embodiments, the at least one female indexing feature comprises or is provided by a shape of the retainer mount opening and the retainer mount opening is shaped as a notched circle comprising an irregular circumference part that includes a recess shaped by a wedge-shaped notch, wherein the irregular circumference part provides a first female formation of the at least one female indexing feature, and an open area defined by the notched circle shape excluding the first female formation provides a second female formation of the at least one female indexing feature. In some embodiments, the at least one female indexing feature comprises or is provided by a shape of the retainer mount opening and the retainer mount opening comprises an irregularly shaped circular circumference that includes a recess. In some embodiments, the at least one female indexing feature comprises or is provided by a shape of the retainer mount opening and the retainer mount opening comprises an irregularly shaped circular circumference that includes a recess, wherein the recess provides a first female formation of the at least one female indexing feature, and an open area defined by the irregularly shaped circular circumference excluding the first female formation provides a second female formation of the at least one female indexing feature.

[119] In some embodiments, the at least one male indexing feature comprises or is provided by the mount, shape of the mount, shaft, shape of the shaft, flange, or shape of the flange, and the at least one female indexing feature comprises or is provided by the retainer, shape of the retainer, retainer mount opening, or shape of the retainer mount opening. In some embodiments, the at least one male indexing feature comprises or is provided by a shape of the shaft or flange, the at least one female indexing feature comprises or is provided by a shape of the retainer mount opening, and the shaft or flange and retainer mount opening are each of an irregular circular shape comprising an irregularly shaped circumference. In some embodiments, the at least one male indexing feature comprises or is provided by a shape of the shaft or flange, the at least one female indexing feature comprises or is provided by a shape of the retainer mount opening, and the shaft or flange and retainer mount opening

are each of an irregular circular shape comprising an irregularly shaped circumference comprising an irregular circumference part. In some embodiments, the at least one male indexing feature comprises or is provided by a shape of the shaft or flange, the at least one female indexing feature comprises or is provided by a shape of the retainer mount opening, and the shaft or flange and retainer mount opening are each of an irregular circular shape comprising an irregularly shaped circumference comprising an irregular circumference part, wherein: the irregular circumference part of the shaft or flange provides a first male formation of the at least one male indexing feature; the irregular circumference part of the retainer mount opening provides a first female formation of the at least one female indexing feature; and, the first male formation rocks, oscillates or rotates into and out of the first female formation.

[120] In some embodiments, the at least one male indexing feature comprises or is provided by a shape of the shaft or flange, the at least one female indexing feature comprises or is provided by a shape of the retainer mount opening, and the shaft or flange and retainer mount opening are each of an irregular circular shape comprising an irregularly shaped circumference comprising an irregular circumference part, wherein: the irregular circumference part of the shaft or flange provides a first male formation of the at least one male indexing feature; the irregularly shaped circumference excluding the first male formation provides a second male formation of the at least one male indexing feature; the irregular circumference part of the retainer mount opening provides a first female formation of the at least one female indexing feature; the irregularly shaped circumference excluding the first female formation provides a second female formation of the at least one female indexing feature; and, the first male formation rocks, oscillates or rotates into and out of the first female formation

[121] In some embodiments, the at least one male indexing feature comprises or is provided by the shaft or flange, the shaft or flange comprises a horizontal cylindrical segment having an irregularly shaped circumference comprising a flattened part, and the at least one female indexing feature comprises or is provided by the retainer mount opening comprising the shape of a notched circle. In some embodiments, the at least one male indexing feature comprises or is provided by the shaft or flange, the shaft or flange comprises a horizontal cylindrical segment having an irregularly shaped circumference comprising a flattened part, the at least one female indexing feature comprises or is provided by the retainer mount opening comprising the shape of a notched circle comprising an irregular circumference part and recess shaped by a notch. In some embodiments, the at least one male indexing feature comprises or is provided by the shaft or flange, the shaft or flange comprises a horizontal cylindrical segment having an irregularly shaped circumference comprising a flattened part, the at least one female indexing feature comprises or is provided by the retainer mount opening comprising the shape of a notched circle comprising an irregular circumference part and recess shaped by a notch, wherein: the flattened part provides a first male formation of the at least one male indexing

feature; the recess provides a first female formation of the at least one female indexing feature; and, the first male formation rocks, oscillates or rotates into and out of the first female formation. In some embodiments, the at least one male indexing feature comprises or is provided by the shaft or flange, the shaft or flange comprises a horizontal cylindrical segment having an irregularly shaped circumference comprising a flattened part, the at least one female indexing feature comprises or is provided by the retainer mount opening comprising the shape of a notched circle comprising an irregular circumference part and recess shaped by a notch, wherein: the flattened part provides a first male formation of the at least one male indexing feature; the irregularly shaped circumference excluding the first male formation provides a second male formation of the at least one male indexing feature; the recess provides a first female formation of the at least one female indexing feature; the notched circle shape excluding the first female formation provides a second female formation of the at least one female indexing feature; and, the first male formation rocks, oscillates or rotates into and out of the first female formation. In some embodiments, the at least one male indexing feature comprises or is provided by the shaft or flange, the shaft or flange comprises a horizontal cylindrical segment having an irregularly shaped circumference comprising a flattened part, the at least one female indexing feature comprises or is provided by the retainer mount opening comprising the shape of a notched circle comprising an irregular circumference, a part of which extends towards a centre of the notched circle or rotational axis, and a recess shaped by a notch. In some embodiments, the at least one male indexing feature comprises or is provided by the shaft or flange, the shaft or flange comprises a horizontal cylindrical segment having an irregularly shaped circumference comprising a flattened part, the at least one female indexing feature comprises or is provided by the retainer mount opening comprising the shape of a notched circle comprising an irregular circumference, a part of which extends towards a centre of the notched circle or rotational axis, and a recess shaped by a notch, wherein: the flattened part provides a first male formation of the at least one male indexing feature; the recess provides a first female formation of the at least one female indexing feature; and, the first male formation rocks, oscillates or rotates into and out of the first female formation. In some embodiments, the at least one male indexing feature comprises or is provided by the shaft or flange, the shaft or flange comprises a horizontal cylindrical segment having an irregularly shaped circumference comprising a flattened part, the at least one female indexing feature comprises or is provided by the retainer mount opening comprising the shape of a notched circle comprising an irregular circumference, a part of which extends towards a centre of the notched circle or rotational axis, and a recess shaped by a notch, wherein: the flattened part provides a first male formation of the at least one male indexing feature; the irregularly shaped circumference excluding the first male formation provides a second male formation of the at least one male indexing feature; the recess provides a first female formation of the at least one female indexing feature; the notched circle shape excluding the first female formation provides a second female formation of the at least one female

indexing feature; and, the first male formation rocks, oscillates or rotates into and out of the first female formation. In some embodiments, the at least one male indexing feature comprises or is provided by the shaft or flange, the shaft or flange comprises a horizontal cylindrical segment having an irregularly shaped circumference comprising a flattened part, the at least one female indexing feature comprises or is provided by the retainer mount opening comprising the shape of a notched circle comprising an irregular circumference part and recess shaped by a wedge-shaped notch. In some embodiments, the at least one male indexing feature comprises or is provided by the shaft or flange, the shaft or flange comprises a horizontal cylindrical segment having an irregularly shaped circumference comprising a flattened part, the at least one female indexing feature comprises or is provided by the retainer mount opening comprising the shape of a notched circle comprising an irregular circumference part and recess shaped by a wedge-shaped notch, wherein: the flattened part provides a first male formation of the at least one male indexing feature; the recess provides a first female formation of the at least one female indexing feature; and, the first male formation rocks, oscillates or rotates into and out of the first female formation. In some embodiments, the at least one male indexing feature comprises or is provided by the shaft or flange, the shaft or flange comprises a horizontal cylindrical segment having an irregularly shaped circumference comprising a flattened part, the at least one female indexing feature comprises or is provided by the retainer mount opening comprising the shape of a notched circle comprising an irregular circumference part and recess shaped by a wedge-shaped notch, wherein: the flattened part provides a first male formation of the at least one male indexing feature; the irregularly shaped circumference excluding the first male formation provides a second male formation of the at least one male indexing feature; the recess provides a first female formation of the at least one female indexing feature; the notched circle shape excluding the first female formation provides a second female formation of the at least one female indexing feature; and, the first male formation rocks, oscillates or rotates into and out of the first female formation.

[122] In some embodiments, the first male formation is positioned closer to a top of the post than the rotational axis. In some embodiments, the first female formation is positioned closer to a top of the post than the rotational axis. In some embodiments, the first male formation and the first female formation are positioned closer to a top of the post than the rotational axis.

[123] In some embodiments, the mount further comprises a projection extending from the shaft or flange within the retainer mount opening, and the retainer rotates, rocks or oscillates about or relative to the projection.

[124] In some embodiments, the at least one male indexing feature comprises or is provided by the projection, the projection and shaft, the projection and flange, or the projection, shaft and flange. In some embodiments, the at least one female indexing feature comprises or is provided by the retainer, a shape of the retainer, retainer mount opening, or a shape of the retainer mount opening. In some embodiments, the at least one male indexing feature comprises or is provided by the projection, the

projection and shaft, the projection and flange, or the projection, shaft and flange, and the at least one female indexing feature comprises or is provided by a shape of the retainer mount opening. In some embodiments, the at least one male indexing feature comprises or is provided by the projection, the projection and shaft, the projection and flange, or the projection, shaft and flange, the projection is in the shape of a sector of a circular annulus when viewed from an end of the shaft, the at least one female indexing feature comprises or is provided by a shape of the retainer mount opening comprising a recess, the recess is in the shape of sector of a circular annulus, and the projection rocks, oscillates or rotates within the recess. In some embodiments, the at least one male indexing feature comprises or is provided by the projection, the projection and shaft, the projection and flange, or the projection, shaft and flange, and the at least one female indexing feature comprises or is provided by a shape of the retainer mount opening comprising a recess, wherein: the projection provides a first male formation of the at least one male indexing feature; the recess provides a first female formation of the at least one female indexing feature; and, the first male formation rocks, oscillates or rotates into and out of the first female formation. In some embodiments, the at least one male indexing feature comprises or is provided by the projection, the projection and shaft, the projection and flange, or the projection, shaft and flange, and the at least one female indexing feature comprises or is provided by a shape of the retainer mount opening comprising a recess, wherein: the projection provides a first male formation of the at least one male indexing feature; the shaft and/or flange provide a second male formation of the at least one male indexing feature; the recess provides a first female formation of the at least one female indexing feature; the shape of the retainer mount opening excluding the first female formation provides a second female formation of the at least one female indexing feature; and, the first male formation rocks, oscillates or rotates into and out of the first female formation.

[125] In some embodiments, the projection is positioned closer to a top of the post than the rotational axis. In some embodiments, the recess is positioned closer to a top of the post than the rotational axis. In some embodiments, the projection and recess are positioned closer to a top of the post than the rotational axis. In some embodiments, the projection extends from the shaft or flange towards a top of the post. In some embodiments, the projection extends from the shaft or flange only towards a top of the post. In some embodiments, the first male formation and the first female formation are positioned closer to a top of the post than the rotational axis.

[126] In some embodiments, the at least one female indexing feature is associated with, connected to, a feature of, or of integral construction with the mount, and the at least one male indexing feature is associated with, connected to, a feature of, or of integral construction with, the retainer.

[127] In some embodiments, the mount comprises a shaft and a central axis extending through the shaft, the retainer comprises a retainer mount opening through which the shaft, central axis and rotational axis extend, and the retainer rotates, rocks or oscillates about the shaft or rotational axis.

[128] In some embodiments, the mount comprises a shaft, a central axis extending through the shaft, and a flange extending around or from the shaft, the retainer comprises a retainer mount opening through which the shaft, central axis and rotational axis extend, the flange extends within the retainer mount opening, and the retainer rotates, rocks or oscillates about the flange or rotational axis.

[129] In some embodiments, the at least one female indexing feature comprises or is provided by the mount, the shaft, the flange, a shape of the mount, a shape of the shaft, or a shape of the flange. In some embodiments, the at least one female indexing feature comprises or is provided by a shape of the shaft or flange. In some embodiments, the at least one female indexing feature comprises or is provided by a shape of the shaft or flange, and the shaft or flange has an irregularly shaped circular circumference. In some embodiments, the at least one female indexing feature comprises or is provided by a shape of the shaft or flange, and the shaft or flange has an irregularly shaped circular circumference comprising an irregular circumference part. In some embodiments, the at least one female indexing feature comprises or is provided by a shape of the shaft or flange, and the shaft or flange has an irregularly shaped circular circumference comprising an irregular circumference part, wherein the irregular circumference part provides a first female formation of the at least one female indexing feature, and the irregularly shaped circular circumference excluding the first female formation provides a second female formation of the at least one female indexing feature. In some embodiments, the at least one female indexing feature comprises or is provided by a shape of the shaft or flange, and the shaft or flange is in the shape of a notched circle when viewed from an end of the shaft. In some embodiments, the at least one female indexing feature comprises or is provided by a shape of the shaft or flange, the shaft or flange is in the shape of a notched circle, and the notch is in the shape of a sector of a circular annulus when viewed from an end of the shaft. In some embodiments, the at least one female indexing feature comprises or is provided by a shape of the shaft or flange, the shaft or flange is in the shape of a notched circle, and the notch is in the shape of a sector of a circular annulus when viewed from an end of the shaft, wherein the notch provides a first female formation of the at least one female indexing feature, and the notched circle shape excluding the first female formation provides a second female formation of the at least one female indexing feature.

[130] In some embodiments, the at least one male indexing feature comprises or is provided by the retainer or a shape of the retainer. In some embodiments, the at least one male indexing feature comprises or is provided by the retainer mount opening or a shape of the retainer mount opening. In some embodiments, the at least one male indexing feature comprises or is provided by a shape of the retainer mount opening comprising an irregularly shaped circular circumference. In some embodiments, at least one male indexing feature comprises or is provided by a shape of the retainer mount opening comprising an irregularly shaped circular circumference comprising an irregular circumference part. In some embodiments, the at least one male indexing feature comprises or is

provided by a shape of the retainer mount opening comprising an irregularly shaped circular circumference comprising an irregular circumference part, wherein the irregular circumference part provides a first male formation of the at least one male indexing feature, and the irregularly shaped circular circumference excluding the first male formation provides a second male formation of the at least one male indexing feature. In some embodiments, the at least one male indexing feature comprises or is provided by a shape of the retainer mount opening comprising an irregularly shaped circular circumference comprising an irregular circumference part that includes a projection. In some embodiments, at least one male indexing feature comprises or is provided by a shape of the retainer mount opening comprising an irregularly shaped circular circumference comprising an irregular circumference part that includes a projection, wherein the projection provides a first male formation of the at least one male indexing feature, and the irregularly shaped circular circumference excluding the first male formation provides a second male formation of the at least one male indexing feature. In some embodiments, the at least one male indexing feature comprises or is provided by a shape of the retainer mount opening and the retainer mount opening is shaped as a notched circle. In some embodiments, the at least one male indexing feature comprises or is provided by a shape of the retainer mount opening and the retainer mount opening is shaped as a notched circle comprising an irregular circumference part shaped by a notch. In some embodiments, the at least one male indexing feature comprises or is provided by a shape of the retainer mount opening and the retainer mount opening is shaped as a notched circle comprising an irregular circumference part shaped by a notch, wherein the irregular circumference part provides a first male formation of the at least one male indexing feature, and the notched circle shape excluding the first male formation provides a second male formation of the at least one male indexing feature. In some embodiments, the at least one male indexing feature comprises or is provided by a shape of the retainer mount opening and the retainer mount opening is shaped as a notched circle comprising an irregular circumference part that includes a projection shaped by a notch. In some embodiments, the at least one male indexing feature comprises or is provided by a shape of the retainer mount opening and the retainer mount opening is shaped as a notched circle comprising an irregular circumference part that includes a projection shaped by a notch, wherein the projection provides a first male formation of the at least one male indexing feature, and the notched circle shape excluding the first male formation provides a second male formation of the at least one male indexing feature. In some embodiments, the at least one male indexing feature comprises or is provided by a shape of the retainer mount opening, and the retainer mount opening is shaped as a notched circle comprising an irregular circumference part which generally extends towards a centre of the notched circle or towards the rotational axis. In some embodiments, the at least one male indexing feature comprises or is provided by a shape of the retainer mount opening, and the retainer mount opening is shaped as a notched circle comprising an irregular circumference part which generally extends towards a centre of the notched circle or towards

the rotational axis, wherein the irregular circumference part provides a first male formation of the at least one male indexing feature, and the notched circle shape excluding the first male formation provides a second male formation of the at least one male indexing feature. In some embodiments, the at least one male indexing feature comprises or is provided by a shape of the retainer mount opening, and the retainer mount opening is shaped as a notched circle comprising an irregular circumference part shaped by a truncated wedge-shaped notch. In some embodiments, the at least one male indexing feature comprises or is provided by a shape of the retainer mount opening, and the retainer mount opening is shaped as a notched circle comprising an irregular circumference part shaped by a truncated wedge-shaped notch, wherein the notch provides a first male formation of the at least one male indexing feature, and the notched circle shape excluding the first male formation provides a second male formation of the at least one male indexing feature. In some embodiments, the at least one male indexing feature comprises or is provided by a shape of the retainer mount opening and the retainer mount opening is shaped as a notched circle comprising an irregular circumference part that includes a projection shaped by a truncated wedge-shaped notch. In some embodiments, the at least one male indexing feature comprises or is provided by a shape of the retainer mount opening and the retainer mount opening is shaped as a notched circle comprising an irregular circumference part that includes a projection shaped by a truncated wedge-shaped notch, wherein the projection provides a first male formation of the at least one male indexing feature, and the notched circle shape excluding the first male formation provides a second male formation of the at least one male indexing feature. In some embodiments, the at least one male indexing feature comprises or is provided by a shape of the retainer mount opening, the retainer mount opening is shaped as a notched circle comprising an irregular circumference part that includes a projection in the shape of a sector of a circular annulus. In some embodiments, the at least one male indexing feature comprises or is provided by a shape of the retainer mount opening, the retainer mount opening is shaped as a notched circle comprising an irregular circumference part that includes a projection in the shape of a sector of a circular annulus, wherein the projection provides a first male formation of the at least one male indexing feature, and the notched circle shape excluding the first male formation provides a second male formation of the at least one male indexing feature.

[131] In some embodiments, the at least one female indexing feature comprises or is provided by the mount, shape of the mount, shaft, shape of the shaft, flange or shape of the flange, and the at least one male indexing feature comprises or is provided by the retainer, shape of the retainer, retainer mount opening, or shape of the retainer mount opening. In some embodiments, the at least one female indexing feature comprises or is provided by a shape of the shaft or flange, the at least one male indexing feature comprises or is provided by a shape of the retainer mount opening, and the shaft or flange and retainer mount opening are each of an irregular circular shape comprising an irregularly shaped circumference. In some embodiments, the at least one female indexing feature comprises or

is provided by a shape of the shaft or flange, the at least one male indexing feature comprises or is provided by a shape of the retainer mount opening, and the shaft or flange and retainer mount opening are each of an irregular circular shape comprising an irregularly shaped circumference comprising an irregular circumference part. In some embodiments, the at least one female indexing feature comprises or is provided by a shape of the shaft or flange, the at least one male indexing feature comprises or is provided by a shape of the retainer mount opening, and the shaft or flange and retainer mount opening are each of an irregular circular shape comprising an irregularly shaped circumference comprising an irregular circumference part, wherein: the irregular circumference part of the shaft or flange provides a first female formation of the at least one female indexing feature; the irregular circumference part of the retainer mount opening provides a first male formation of the at least one male indexing feature; and, the first male formation rocks, oscillates or rotates within the first female formation. In some embodiments, the at least one female indexing feature comprises or is provided by the shaft or flange, the shaft or flange comprises an irregular cylinder having an irregularly shaped circumference comprising a recess, and the at least one male indexing feature comprises or is provided by the retainer mount opening comprising the shape of a notched circle. In some embodiments, the at least one female indexing feature comprises or is provided by the shaft or flange, the shaft or flange comprises an irregular cylinder having an irregularly shaped circumference comprising a recess, and the at least one male indexing feature comprises or is provided by the retainer mount opening comprising the shape of a notched circle comprising an irregular circumference part shaped by a notch. In some embodiments, the at least one female indexing feature comprises or is provided by the shaft or flange, the shaft or flange comprises an irregular cylinder having an irregularly shaped circumference comprising a recess, and the at least one male indexing feature comprises or is provided by the retainer mount opening comprising the shape of a notched circle comprising an irregular circumference part shaped by a notch, wherein: the recess provides a first female formation of the at least one female indexing feature; the irregular circumference part of the retainer mount opening provides a first male formation of the at least one male indexing feature; and, the first male formation rocks, oscillates or rotates within the first female formation. In some embodiments, the at least one female indexing feature comprises or is provided by the shaft or flange, the shaft or flange comprises an irregular cylinder having an irregularly shaped circumference comprising a recess, the at least one male indexing feature comprises or is provided by the retainer mount opening comprising the shape of a notched circle comprising an irregular circumference part and projection shaped by a notch. In some embodiments, the at least one female indexing feature comprises or is provided by the shaft or flange, the shaft or flange comprises an irregular cylinder having an irregularly shaped circumference comprising a recess, the at least one male indexing feature comprises or is provided by the retainer mount opening comprising the shape of a notched circle comprising an irregular circumference part and projection shaped by a notch, wherein: the recess

provides a first female formation of the at least one female indexing feature; the projection provides a first male formation of the at least one male indexing feature; and, the first male formation rocks, oscillates or rotates within the first female formation. In some embodiments, at least one female indexing feature comprises or is provided by the shaft or flange, the shaft or flange comprises an irregular cylinder having an irregularly shaped circumference comprising a recess, the at least one male indexing feature comprises or is provided by the retainer mount opening comprising the shape of a notched circle comprising an irregular circumference, a part of which extends towards a centre of the notched circle or rotational axis shaped by a notch. In some embodiments, the at least one female indexing feature comprises or is provided by the shaft or flange, the shaft or flange comprises an irregular cylinder having an irregularly shaped circumference comprising a recess, the at least one male indexing feature comprises or is provided by the retainer mount opening comprising the shape of a notched circle comprising an irregular circumference, a part of which extends towards a centre of the notched circle or rotational axis shaped by a notch, wherein: the recess provides a first female formation of the at least one female indexing feature; the irregular circumference part provides a first male formation of the at least one male indexing feature; and, the first male formation rocks, oscillates or rotates within the first female formation. In some embodiments, the at least one female indexing feature comprises or is provided by the shaft or flange, the shaft or flange comprises an irregular cylinder having an irregularly shaped circumference comprising a recess, the at least one male indexing feature comprises or is provided by the retainer mount opening comprising the shape of a notched circle comprising an irregular circumference part and projection shaped by a truncated wedge-shaped notch. In some embodiments, the at least one female indexing feature comprises or is provided by the shaft or flange, the shaft or flange comprises an irregular cylinder having an irregularly shaped circumference comprising a recess, the at least one male indexing feature comprises or is provided by the retainer mount opening comprising the shape of a notched circle comprising an irregular circumference part and projection shaped by a truncated wedge-shaped notch, wherein: the recess provides a first female formation of the at least one female indexing feature; the projection provides a first male formation of the at least one male indexing feature; and, the first male formation rocks, oscillates or rotates within the first female formation. In some embodiments, the at least one female indexing feature comprises or is provided by the shaft or flange, the shaft or flange comprises an irregular cylinder having an irregularly shaped circumference comprising a recess, and the at least one male indexing feature comprises or is provided by the retainer mount opening comprising the shape of a notched circle comprising a projection shaped by a notch. In some embodiments, the at least one female indexing feature comprises or is provided by the shaft or flange, the shaft or flange comprises an irregular cylinder having an irregularly shaped circumference comprising a recess, the at least one male indexing feature comprises or is provided by the retainer mount opening comprising the shape of a notched circle comprising a projection shaped by a notch,

wherein: the recess provides a first female formation of the at least one female indexing feature; the projection provides a first male formation of the at least one male indexing feature; and, the first male formation rocks, oscillates or rotates within the first female formation. In some embodiments, the at least one female indexing feature comprises or is provided by the shaft or flange, the shaft or flange comprises an irregular cylinder having an irregularly shaped circumference comprising a recess in the shape of a sector of a circular annulus, the at least one male indexing feature comprises or is provided by the retainer mount opening comprising the shape of a notched circle comprising a projection in the shape of a sector of a circular annulus shaped by a notch. In some embodiments, the at least one female indexing feature comprises or is provided by the shaft or flange, the shaft or flange comprises an irregular cylinder having an irregularly shaped circumference comprising a recess in the shape of a sector of a circular annulus, the at least one male indexing feature comprises or is provided by the retainer mount opening comprising the shape of a notched circle comprising a projection in the shape of a sector of a circular annulus shaped by a notch, wherein: the recess provides a first female formation of the at least one female indexing feature; the projection provides a first male formation of the at least one male indexing feature; and, the first male formation rocks, oscillates or rotates within the first female formation.

[132] In some embodiments, the first male formation is positioned closer to a top of the post than the rotational axis. In some embodiments, the first female formation is positioned closer to a top of the post than the rotational axis. In some embodiments, the first male formation and the first female formation are positioned closer to a top of the post than the rotational axis.

[133] In some embodiments, the male indexing feature is associated with, connected to, a feature of, or of integral construction with, the retainer assembly, retainer, retainer body, mount or mount shaft, and the female indexing feature is associated with, connected to, a feature of, or of integral construction with, the post, at least one arm, or section.

[134] In some embodiments, the female indexing feature comprises or is provided by an opening in the post, at least one arm, or section (hereafter 'post, arm or section opening'). The post, arm or section opening can be of any suitable shape and size. In some embodiments, the post, arm or section opening is circular, substantially circular, generally circular, ovate, a groove, a cutout, a slit or slot, a linear slit or slot, a curvilinear slit or slot, an arcuate slit or slot, or a curved slit or slot.

[135] In some embodiments, the male indexing feature comprises or is provided by projection from the retainer or retainer body or of the retainer or retainer body which locates within the female indexing feature. In some embodiments, the projection extends from the retainer or retainer body into the female indexing feature. In some embodiments, the projection is a tab extending from the retainer or retainer body into the female indexing feature. In some embodiments, the projection is in the shape of a hook extending from the retainer or retainer body into the female indexing feature. In some embodiments, the projection and retainer or retainer body are of unitary construction.

[136] In some embodiments, the male indexing feature comprises or is provided by the mount or mount shaft which locates within or extends through the female indexing feature. In some embodiments, the mount or shaft extends from the retainer or retainer body or retainer bodies into the female indexing feature. In some embodiments, the mount or shaft pins one or two retainer bodies alongside a face or faces of the at least one arm or section, and the shaft is slideable within the female indexing feature, but not rotatable within the female indexing feature.

[137] In some embodiments, the female indexing feature is associated with, connected to, a feature of, or of integral construction with, the retainer assembly, retainer, retainer body, mount or shaft, and the male indexing feature is associated with, connected to, a feature of, or of integral construction with, the post, at least one arm, or section.

[138] In some embodiments, the female indexing feature comprises or is provided by a female indexing feature opening in the retainer or retainer body. In some embodiments, the female indexing feature opening is independent, separate or spaced from the retainer mount opening.

[139] The female indexing feature opening can be of any suitable shape and size. In some embodiments, the female indexing feature opening is circular, substantially circular, generally circular, ovate, a groove, a cutout, a slit or slot, a linear slit or slot, a curvilinear slit or slot, an arcuate slit or slot, or a curved slit or slot.

[140] In some embodiments, the male indexing feature comprises or is provided by projection from or of the post, at least one arm, or section which locates within the female indexing feature. In some embodiments, the projection extends from the post, at least one arm, or section into the female indexing feature. In some embodiments, the projection is a tab extending from the post, at least one arm, or section into the female indexing feature. In some embodiments, the projection is in the shape of a hook, extending from the post, at least one arm, or section into the female indexing feature. In some embodiments, the projection and the post, at least one arm, or section are of unitary construction.

[141] In some embodiments, the male indexing feature is not provided by a projection that extends generally radially or outwardly from the mount, mount shaft, pin shaft, flange or central axis. In some embodiments, the male indexing feature is not provided by a projection that extends horizontally from the mount, mount shaft, pin shaft, flange or central axis, or at a right angle relative to the central longitudinal axis of the post. In some embodiments, the male indexing feature is not provided by a flange, collar or shoulder that extends around and proud of the mount, mount shaft or pin shaft.

[142] In some embodiments, the indexing mechanism: is associated with, connected to, a feature of, or of integral construction with the retainer assembly and the at least one arm or section; or is associated with, connected to, a feature of, or of integral construction with the mount and the at least one arm or section. In some embodiments, the indexing mechanism is configured to limit movement of the retainer: along a linear path; in an oscillatory motion; or, in a reciprocating motion. In some

embodiments, the indexing features comprise at least one male indexing feature and at least one female indexing feature, and the at least one male indexing feature is able to oscillate or reciprocate within, movable within, slidable within, located within, extends within, oscillates or reciprocates within or relative to, moves within or relative to, or slides within or relative to the at least one female indexing feature.

[143] In some embodiments, the at least one male indexing feature is associated with, connected to, a feature of, or of integral construction with the mount, and the at least one female indexing feature is associated with, connected to, a feature of, or of integral construction with, the at least one arm or section. In some embodiments, the mount comprises a shaft and the retainer is connected to the shaft.

[144] In some embodiments, the at least one male indexing feature comprises or is provided by the mount or the shaft. In some embodiments, the at least one male indexing feature comprises or is provided by the shaft. In some embodiments, the at least one male indexing feature comprises or is provided by the shaft and the shaft is not rotatable relative to the female indexing feature. In some embodiments, the at least one male indexing feature comprises or is provided by the shaft, the shaft is connected to the retainer, and the shaft is not rotatable relative to the retainer.

[145] In some embodiments, the at least one female indexing feature comprises or is provided by the at least one arm or section. In some embodiments, the at least one female indexing feature comprises or is provided by an opening in the at least one arm or section. In some embodiments, the at least one female indexing feature comprises or is provided by an elongated opening in the at least one arm or section. In some embodiments, the at least one female indexing feature comprises or is provided by an elongated opening in the at least one arm or section that extends perpendicularly of the longitudinal edge. In some embodiments, the at least one female indexing feature comprises or is provided by a slot or slit in the at least one arm or section that extends diagonally relative to the longitudinal edge. In some embodiments, the at least one female indexing feature comprises or is provided by a slot or slit in the at least one arm or section. In some embodiments, the at least one female indexing feature comprises or is provided by a slot or slit in the at least one arm or section that extends perpendicularly of the longitudinal edge. In some embodiments, the at least one female indexing feature comprises or is provided by a slot or slit in the at least one arm or section that extends diagonally relative to the longitudinal edge. In some embodiments, the at least one female indexing feature comprises or is provided by a slot or slit in the at least one arm or section that extends curvilinearly relative to the longitudinal edge.

[146] In some embodiments, the at least one male indexing feature comprises or is provided by the mount or shaft, and the at least one female indexing feature comprises or is provided by the at least one arm or section. In some embodiments, the at least one male indexing feature comprises or is provided by the shaft, and the at least one female indexing feature comprises or is provided by a slot or slit in the at least one arm or section. In some embodiments, the at least one male indexing feature

comprises or is provided by the shaft, the at least one female indexing feature comprises or is provided by a slot or slit in the at least one arm or section, and the shaft extends through the slot or slit and is slidable within the slot or slit. In some embodiments, the at least one male indexing feature comprises or is provided by the shaft, and the at least one female indexing feature comprises or is provided by a slot or slit in the at least one arm or section that extends perpendicularly of, or diagonally relative to, the longitudinal edge. In some embodiments, the at least one male indexing feature comprises or is provided by the shaft, the at least one female indexing feature comprises or is provided by a slot or slit in the at least one arm or section that extends perpendicularly of, or diagonally relative to, the longitudinal edge, and the shaft extends through the slot or slit and is slidable within the slot or slit. In some embodiments, the at least one male indexing feature comprises or is provided by the shaft, the at least one female indexing feature comprises or is provided by a slot or slit in the at least one arm or section that extends perpendicularly of, or diagonally relative to, or curvilinearly to the longitudinal edge, and the shaft extends through the slot or slit and is slidable within the curvilinear slot or slit.

[147] In some embodiments, the retainer comprises at least one retainer body connected to the mount or shaft. In some embodiments, the at least one retainer body extends alongside a face of the at least one arm or section. In some embodiments, the retainer comprises two retainer bodies connected to the mount or shaft, and each said retainer body extends alongside a face of the at least one arm or section.

[148] In some embodiments, the at least one keeper or the retainer assembly comprises an urger or biasing mechanism for urging or biasing the retainer to the slit blocking position. In some embodiments, the urger or biasing mechanism comprises a spring extending between the mount or shaft and the at least one arm or section. In some embodiments, the spring comprises an arm or section-engaging end and a mount-engaging end. In some embodiments, the spring extends within an elongated opening, slot or slit in the at least one arm or section.

[149] Preferred embodiments of the invention are defined in paragraphs numbered 1-16 below.

[150] 1. A post assembly capable of securing at least one post accessory, comprising:

a post comprising at least one longitudinally extending arm or section having a longitudinal edge; and

at least one keeper capable of securing at least one post accessory within the at least one arm or section, wherein the at least one keeper comprises:

a slit extending within the at least one arm or section from the longitudinal edge, capable of receiving the at least one post accessory;

a retainer assembly comprising:

a retainer; and

a mount securing the retainer adjacent to the at least one arm or section; and

an indexing mechanism configured to limit movement of the retainer relative to the at least one arm or section between a slit blocking position whereby the retainer extends across the slit, and a slit unblocking position whereby the retainer does not extend across the slit.

[151] 2. The post assembly of paragraph 1, wherein the indexing mechanism is configured to limit movement of the retainer: along a linear or curvilinear path; in an oscillatory motion; or, in a reciprocating motion.

[152] 3. The post assembly of paragraph 1 or paragraph 2, wherein the indexing mechanism:

[153] is associated with, connected to, a feature of, or of integral construction with the retainer assembly and the at least one arm or section; or

[154] is associated with, connected to, a feature of, or of integral construction with the mount and the at least one arm or section.

[155] 4. The post assembly of paragraph 3, wherein the indexing mechanism comprises operatively connected indexing features.

[156] 5. The post assembly of paragraph 4, wherein the indexing features comprise at least one male indexing feature and at least one female indexing feature, and the at least one male indexing feature is able to oscillate or reciprocate within, movable within, slidable within, located within, extends within, oscillates or reciprocates within or relative to, moves within or relative to, or slides within or relative to the at least one female indexing feature.

[157] 6. The post assembly of paragraph 5, wherein the at least one male indexing feature is associated with, connected to, a feature of, or of integral construction with the mount, and the at least one female indexing feature is associated with, connected to, a feature of, or of integral construction with, the at least one arm or section.

[158] 7. The post assembly of paragraph 6, wherein the mount comprises a shaft and the retainer is connected to the shaft.

[159] 8. The post assembly of paragraph 7, wherein:

[160] (1) the at least one male indexing feature comprises or is provided by the mount or the shaft; or

[161] (2) the at least one male indexing feature comprises or is provided by the shaft; or

[162] (3) the at least one male indexing feature comprises or is provided by the shaft and the shaft is not rotatable relative to the female indexing feature; or

[163] (4) the at least one male indexing feature comprises or is provided by the shaft, the shaft is connected to the retainer, and the shaft is not rotatable relative to the retainer; or

[164] (A) the at least one female indexing feature comprises or is provided by the at least one arm or section; or

[165] (B) the at least one female indexing feature comprises or is provided by an opening in the at least one arm or section; or

[166] (C) the at least one female indexing feature comprises or is provided by an elongated opening in the at least one arm or section; or

[167] (D) the at least one female indexing feature comprises or is provided by an elongated opening in the at least one arm or section that extends perpendicularly of the longitudinal edge; or

[168] (E) the at least one female indexing feature comprises or is provided by an elongated opening in the at least one arm or section that extends diagonally relative to the longitudinal edge; or

[169] (F) the at least one female indexing feature comprises or is provided by an elongated opening in the at least one arm or section that extends curvilinearly relative to the longitudinal edge; or

[170] (G) the at least one female indexing feature comprises or is provided by a slot or slit in the at least one arm or section; or

[171] (H) the at least one female indexing feature comprises or is provided by a slot or slit in the at least one arm or section that extends perpendicularly of the longitudinal edge; or

[172] (I) the at least one female indexing feature comprises or is provided by a slot or slit in the at least one arm or section that extends curvilinearly relative to the longitudinal edge; or

[173] (J) the at least one female indexing feature comprises or is provided by a slot or slit in the at least one arm or section that extends diagonally relative to the longitudinal edge; or

[174] (K) the at least one female indexing feature comprises or is provided by a slot or slit in the at least one arm or section that extends curvilinearly relative to the longitudinal edge; or

[175] (L) the at least one female indexing feature comprises or is provided by an elongated opening in the at least one arm or section that extends curvilinearly relative to the longitudinal edge; or

[176] (1) the at least one male indexing feature comprises or is provided by the mount or shaft, and the at least one female indexing feature comprises or is provided by the at least one arm or section; or

[177] (2a) the at least one male indexing feature comprises or is provided by the shaft, and the at least one female indexing feature comprises or is provided by a slot or slit in the at least one arm or section; or

[178] (2b) the at least one male indexing feature comprises or is provided by the shaft, the at least one female indexing feature comprises or is provided by a slot or slit in the at least one arm or section, and the shaft extends through the slot or slit and is slidable within the slot or slit; or

[179] (3a) the at least one male indexing feature comprises or is provided by the shaft, and the at least one female indexing feature comprises or is provided by a slot or slit in the at least one arm or section that extends perpendicularly of, diagonally, or curvilinearly relative to, the longitudinal edge; or

[180] (3b) the at least one male indexing feature comprises or is provided by the shaft, the at least one female indexing feature comprises or is provided by a slot or slit in the at least one arm or section

that extends perpendicularly of, diagonally, or curvilinearly relative to, the longitudinal edge, and the shaft extends through the slot or slit and is slidable within the slot or slit.

[181] 9. The post assembly of paragraph 7 or paragraph 8, wherein the retainer comprises at least one retainer body connected to the mount or shaft.

[182] 10. The post assembly of paragraph 9, wherein the at least one retainer body extends alongside a face of the at least one arm or section.

[183] 11. The post assembly of paragraph 9, wherein the retainer comprises two retainer bodies connected to the mount or shaft, and each said retainer body extends alongside a face of the at least one arm or section.

[184] 12. The post assembly of any one of paragraphs 1 to 11, wherein the at least one keeper or the retainer assembly comprises an urger or biasing mechanism for urging or biasing the retainer to the slit blocking position.

[185] 13. The post assembly of paragraph 12, wherein the urger or biasing mechanism comprises a spring extending between the mount or shaft and the at least one arm or section.

[186] 14. The post assembly of paragraph 13, wherein the spring comprises an arm or section-engaging end and a mount-engaging end.

[187] 15. The post assembly of paragraph 13 or paragraph 14, wherein the spring extends within an elongated opening, slot or slit in the at least one arm or section through which opening, slot or slit the shaft extends.

[188] 16. The post assembly of any one of paragraphs 1 to 15, wherein:

[189] the indexing mechanism obviates the need for a travel limiter or travel stop for limiting movement of the retainer between the slit blocking and slit unblocking positions; or

[190] other than the indexing mechanism, the post assembly lacks a further travel limiter or travel stop for limiting movement of the retainer between the slit blocking and slit unblocking positions.

[191] In some embodiments, the indexing mechanism, male indexing feature/s, female indexing feature/s, male formation/s and/or female formations are as shown or substantially as shown, or function as shown or substantially as shown in the Figures, especially Figure 30 or Figures 57 to 60.

[192] In some embodiments, the indexing mechanism or male and female indexing features, are in the form of a key and keyway arrangement. Features and properties described herein in respect of a male indexing feature are applicable to a key, and features described herein in respect of a female indexing feature are applicable to a keyway.

[193] In some embodiments, at least one key is associated with, connected to, a feature of, or of integral construction with, the mount, mount shaft, pin shaft or flange, and at least one keyway is associated with, connected to, a feature of, or of integral construction with, the retainer, retainer body or retainer mount opening.

[194] In some embodiments, the at least one key comprises or is provided by a keyed mount, keyed mount shaft, keyed pin shaft or keyed flange. In some embodiments, the keyed shaft or keyed flange has a circumference of an irregular circle. In some embodiments, the key is provided by an irregularly shaped circular circumference of the mount, shaft or flange. In some embodiments, part of the circumference is flattened, preferably D-shaped (when viewed on end). In some embodiments, the key is provided by a flange or collar that extends around and proud of the mount or pin shaft. In some embodiments, part of the circumference comprises a projection. In some embodiments, the key is provided by a projection that extends generally radially from the mount, shaft, flange or central axis of the shaft.

[195] In some embodiments, the at least one keyway is associated with, connected to, a feature of, or of integral construction with, the retainer or retainer body. In some embodiments, the at least one keyway comprises or is provided by an opening or part of an opening in the retainer or retainer body within which extends the at least one key. In some embodiments, the at least one keyway comprises or is provided by the retainer mount opening or shape of the retainer mount opening.

[196] In some embodiments, the at least one keyway comprises or is provided by the retainer mount opening or part of the retainer mount opening. In some embodiments, the keyway has an irregular shape, contour, edge, circumference, circumference part, perimeter, or perimeter part, such as a generally circular opening lacking a sector or half of a minor segment, or shaped as a notched circle - within which extends the key. In some embodiments, the irregularly shaped edge, circumference, circumference part, perimeter or perimeter part comprises a recess or other female formation that receives the key.

[197] In some embodiments, at least one keyway is associated with, connected to, a feature of, or of integral construction with, the mount, mount shaft, pin shaft or flange, and at least one key is associated with, connected to, a feature of, or of integral construction with, the retainer, retainer body or retainer mount opening.

[198] In some embodiments, the keyway is provided by the mount, or the shaft of the mount or pin. In some embodiments, the keyway is provided by an irregularly shaped circumference of the shaft of the mount or pin. In some embodiments, part of the circumference comprises a recess or other female formation. In some embodiments, the keyway is provided by a projection that extends generally radially from the shaft of the mount or pin but which also comprises a recess or other female formation within the projection. In some embodiments, the keyway is provided by a flange or collar that extends around and proud of the shaft of the mount or pin and which also comprises a recess or other female formation within the flange or collar.

[199] In some embodiments, the key is provided by projection from the retainer or of the retainer which locates within the keyway. In some embodiments, the key is provided by an opening in the retainer. In some embodiments, the key is provided by an opening in the retainer that comprises an

irregularly shaped circumference. In some embodiments, the irregularly shaped circumference comprises a projection or other male formation that locates within the keyway. In some embodiments, the irregularly shaped circumference comprises a projection or other male formation that extends towards a centre of the opening in the retainer.

[200] In some embodiments, the key and keyway arrangement is as shown or substantially as shown, or functions analogously as shown or substantially as shown in the Figures.

[201] In some embodiments, the key is associated with, a feature of, or of integral construction with, the retainer assembly, retainer, mount or mount shaft, and the keyway is associated with, a feature of, or of integral construction with, the post, at least one arm, or section.

[202] In some embodiments, the keyway is provided by the post, at least one arm, or section. In some embodiments, the keyway is provided by an opening in the post, at least one arm, or section. In some embodiments, the opening is in the shape of a slit, slot or groove. In some embodiments, the opening, slit, slot or groove follows a linear, arcuate or curved path.

[203] In some embodiments, the key is provided by projection from the retainer or of the retainer which locates within the keyway. In some embodiments, the key is provided by the mount or shaft which locates within the keyway.

[204] The post, at least one arm or section can be of any suitable size, shape and construction, and can be made of any suitable material or materials. The nature of the post will depend on the type of barrier that is to be constructed, such as a fence or roadside barrier, for example. In some embodiments, the post is a barrier post. In some embodiments, the post is a fence post.

[205] In some embodiments, the term 'post' as used herein excludes a beam or girder for use in building construction. In some embodiments, the term 'post' as used herein includes posts for use in constructing barriers, particularly fences, but which lack strength for use as a beam or girder in building construction. In some embodiments, the term 'post' as used herein includes a beam or girder for use in building construction.

[206] The post (eg. fence post) can be, for example, a stake or a picket. The post can be substantially Z, Y-shaped or T-shaped when viewed on end. In some embodiments, the post comprises a central longitudinal axis. In some embodiments, the post comprises two, three, four or more longitudinally extending arms or sections. In some embodiments, the post comprises three longitudinally extending arms or sections, each extending generally radially from a central longitudinal axis of the post. The post can be made of polymers, composites, alloys, metal, plastics material or wood. The post can be a composite/hybrid of different materials, such as metal and plastics material. Preferably, the post is made of steel, stainless steel, more preferably, galvanised and/or coated steel. Preferably, the post is a fence post. Preferably, the post is a fence post, not structurally suited to be a beam or girder for use in building construction.

[207] The post can have a top and a bottom. In some embodiments, the bottom corresponds with an end of the post that is anchored or otherwise secured to or within a support surface or ground or substrate. In some embodiments, the bottom corresponds with a ground-anchoring or ground-securing end of the post, in which case the post will extend in an upwards or substantially vertical manner. In some embodiments, the bottom is driven into the ground or anchored within the ground, or adapted to be driven or anchored within the ground.

[208] In some embodiments, the post has a length of between about 400 mm to 4200 mm (inclusive of about 400, 450, 500, 550, 600, 650, 700, 750, 800, 850, 900, 950, 1000, 1050, 1100, 1150, 1200, 1250, 1300, 1350, 1400, 1450, 1500, 1550, 1600, 1650, 1700, 1750, 1800, 1850, 1900, 1950, 2000, 2050, 2100, 2150, 2200, 2250, 2300, 2350 and 2400 mm), preferably, about 1.65 meters to 2.4 meters (inclusive of about 1.65, 1.7, 1.75, 1.8, 1.85, 1.9, 1.95, 2.0, 2.05, 2.1, 2.15, 2.2, 2.25, 2.3, 2.35 and 2.4 m).

[209] In some embodiments, the indexing mechanism obviates the need for a travel limiter or travel stop for limiting movement of the retainer between the slit blocking and slit unblocking positions. In some embodiments, other than the indexing mechanism, the post assembly lacks a further travel limiter or travel stop for limiting movement of the retainer between the slit blocking and slit unblocking positions.

[210] In some embodiments, the at least one keeper or the retainer assembly comprises an urger or biasing mechanism for urging or biasing the retainer to the slit blocking position. In some embodiments, the urger or biasing mechanism comprises a spring that urges or biases the retainer to the slit blocking position.

[211] According to a second aspect of the present invention, there is provided a retainer assembly for securing a post accessory, comprising:

a retainer comprising at least one indexing feature of an indexing mechanism; and

a mount adapted to secure the retainer adjacent to a longitudinally extending arm or section of a post comprising a slit extending within the arm or section from a longitudinal edge of the arm or section that is capable of receiving the post accessory,

wherein the indexing mechanism is configured to allow limited movement of the retainer relative to the arm or section between a slit blocking position whereby the retainer extends across the slit, and a slit unblocking position whereby the retainer does not extend across the slit.

[212] The second aspect of the invention can have one or more features as described for the first aspect of the invention and as described hereafter.

[213] In some embodiments, the mount comprises at least one other (second) indexing feature of the indexing mechanism operatively connected to the at least one (first) indexing feature, or the arm or section of the post comprises at least one second indexing feature of the indexing mechanism operatively connected to the at least one first indexing feature.

[214] In some embodiments, the retainer is rotatable about a rotational axis. In some embodiments, the at least one second indexing feature is a male indexing feature comprising a first male formation. In some embodiments, the at least one first indexing feature is a female indexing feature comprising a first female formation. In some embodiments, the first male formation and the first female formation are positioned closer to a top of the post than the rotational axis.

[215] According to a third aspect of the present invention, there is provided a retainer assembly adapted to secure a post accessory, comprising:

- a retainer rotatable about a rotational axis, and comprising a first indexing feature of an indexing mechanism;

- a mount comprising a central axis and a second indexing feature of the indexing mechanism, wherein the mount is adapted to secure the retainer adjacent to a longitudinally extending arm or section of a post, and the post comprises a top, a bottom and a slit extending within the arm or section from a longitudinal edge of the arm or section that is capable of receiving the post accessory; and

- a spring engaging both the mount and the retainer,

- wherein the indexing mechanism is configurable to allow limited rotation of the retainer relative to the arm or section between a slit blocking position whereby the retainer extends across the slit, and a slit unblocking position whereby the retainer does not extend across the slit, and wherein the spring urges the retainer to the slit blocking position.

[216] The third aspect of the invention can have one or more features as described for the first and second aspects of the invention and as described hereafter.

[217] In some embodiments, the spring extends between the retainer (or retainer body) and the arm or the section of the post as well as at least partway around a shaft of the mount. In some embodiments, the spring comprises a retainer-engaging end that is connected to or engages the retainer (or retainer body). In some embodiments, the spring comprises a mount-engaging end that is connected to or engages the mount or shaft.

[218] In some embodiments, the second indexing feature is a male indexing feature comprising a first male formation. In some embodiments, the first indexing feature is a female indexing feature comprising a first female formation. In some embodiments, the first male formation and the first female formation are positionable closer to a top of the post than the rotational axis. In some embodiments, the first male formation and the first female formation are positionable in close proximity of the rotational axis.

[219] According to a fourth aspect of the present invention, there is provided the retainer assembly according to the second or third aspect for use or when used with a post, preferably a fence post.

[220] The fourth aspect of the invention can have one or more features as described for other aspects of the invention and as described hereafter.

[221] According to a fifth aspect of the present invention, there is provided a method of constructing a barrier, said method comprising the steps of:

securing at least one post assembly to a surface, wherein the at least one post assembly is as defined according to the first aspect of the invention; and

engaging at least one post accessory with at least one keeper of the at least one post assembly such that the at least one keeper secures the at least one post accessory relative to the post of the at least one post assembly, to thereby construct a barrier.

[222] In some embodiments, the barrier is a fence, such as a rural fence, such as a steel post fence or steel picket fence.

[223] The fifth aspect of the invention can have one or more features as described for the first, second, third and fourth aspects of the invention, and as described hereafter.

[224] According to a sixth aspect of the present invention, there is provided a post accessory when used with the post assembly according to the first aspect of the invention, or when used with the retainer assembly according to the second or third aspect of the invention, or when used in the method according to the fifth aspect of the invention.

[225] In some embodiments, the post accessory is a plain fencing wire, fencing wire, barbed wire, multistranded cable, or mesh. In some embodiments, the post accessory is an insulator, a reflector, a bracket, a rain gauge or other type of accessory that may usually be found connected to or otherwise associated with a barrier such as a fence, roadside barrier or security perimeter. The post accessory can be an accessory that is not usually connected to or otherwise associated with a barrier such as a fence. In some embodiments, the post accessory is a plain wire, cable, barbed wire, mesh panel, insulator, bracket, rain gauge or signage.

[226] In some embodiments, the phrase 'post assembly capable of securing at least one post accessory' means that the post assembly is capable of holding, gripping, carrying, supporting, keeping, retaining, trapping, containing, attaching to, connecting to, or engaging with the at least one post accessory or part / region thereof.

[227] In some embodiments, the phrase 'a slit extending within the at least one arm or section from the longitudinal edge, capable of receiving the at least one post accessory' means that the slit is sized to receive the at least one post accessory or part /region thereof. For example, a fencing wire can extend through the slit and the at least one arm or section.

[228] The post assembly can be anchored or otherwise secured to any suitable surface, such that the post extends vertically, horizontally or at any other desired angle. That is, the post could extend at any suitable angle from, say, a bridge or building or rockface. Preferably, the post is anchored to a ground surface by way of being partially driven into the ground or held securely to a surface by other anchoring methods such as but not limited to, plates, screw anchors, expanding fasteners, and chemical anchors. Preferably, the post comprises a ground anchoring region.

[229] In some embodiments, the method comprises the additional step of straining (tensioning) the post accessory once, or before, it is held relative to the post.

[230] According to a seventh aspect of the present invention, there is provided a post assembly or a retainer assembly as shown or substantially as shown in any one or more of the accompanying Figures or as described or substantially described in the Best Modes for Carrying Out the Invention section of this specification. Preferably, there is provided a fence post assembly or fence post.

[231] According to an eighth aspect of the present invention, there is provided a method of constructing a barrier such as a fence as described or substantially described in the Best Modes for Carrying Out the Invention section of this specification.

[232] According to a ninth aspect of the present invention, there is provided a post assembly or a retainer assembly as shown or substantially as shown in Figures 57 to 60.

[233] Features described in respect of products such as the post assembly or retainer assembly may also relate to features of methods/uses and vice-versa, context permitting.

[234] The first to ninth aspects of the present invention can have one or more features as described in the Best Modes for Carrying Out the Invention section of this specification.

[235] Preferred embodiments of the invention will now be described by way of example with reference to the accompanying figures.

[236] **Brief Description of the Figures**

[237] Figure 1 is a side elevation view of a fence post assembly, according to an embodiment of the present invention.

[238] Figure 2 is a front side perspective view of the fence post assembly shown in Figure 1.

[239] Figure 3 is a front side perspective view of a keeper of the fence post assembly shown in Figure 1, in a slit blocking position.

[240] Figure 4 is a front side view of the keeper shown in Figure 3.

[241] Figure 5 is a rear side view of the keeper shown in Figure 3.

[242] Figure 6 is a rear side perspective view of the keeper shown in Figure 3.

[243] Figure 7 is a front end elevation view of the keeper shown in Figure 3.

[244] Figure 8 is a rear side elevation view of part of a retainer assembly of the keeper shown in Figure 3.

[245] Figure 9 is a rear side perspective view of part of the retainer assembly shown in Figure 8.

[246] Figure 10 is a rear side elevation view of part of the retainer assembly shown in Figure 3, further showing the limits of rotation / rocking angle.

[247] Figure 11 is a detailed front side elevation view of the keeper shown in Figure 3, holding / securing a plain fencing wire (post accessory).

[248] Figure 12 is a detailed front side elevation view of the keeper shown in Figure 3 but in a slit unblocking position.

[249] Figure 13 is a front side perspective view of the keeper shown in Figure 12 but receiving a plain fencing wire.

[250] Figure 14 is a rear side elevation view of part of a retainer assembly of a keeper of a fence post assembly, according to another embodiment of the present invention.

[251] Figure 15 is a rear side elevation view of part of a retainer assembly of a keeper of a fence post assembly, according to another embodiment of the present invention.

[252] Figure 16 is a rear side perspective view of the retainer assembly part shown in Figure 15.

[253] Figure 17 is a detailed front side elevation view of part of a keeper comprising the retainer assembly part shown in Figure 16, in a slit blocking position.

[254] Figure 18 is the same as Figure 17, but in a slit unblocking position.

[255] Figure 19 is a rear side elevation view of part of a retainer assembly of a keeper of a fence post assembly, according to another embodiment of the present invention.

[256] Figure 20 is a rear side perspective view of the retainer assembly part shown in Figure 19.

[257] Figure 21 is a detailed front side elevation view of part of a keeper comprising the retainer assembly part shown in Figure 19, in a slit blocking position.

[258] Figure 22 is the same as Figure 21, but in a slit unblocking position.

[259] Figure 23 is a front side perspective view of a keeper of a fence post assembly in a slit blocking position and holding / securing a plain fencing wire.

[260] Figure 24 is a rear side perspective view of the keeper shown in Figure 23.

[261] Figure 25 is a detailed rear side view of the keeper shown in Figure 23 in a slit blocking position.

[262] Figure 26 is a rear side elevation view of part of a retainer assembly of the keeper shown in Figure 23.

[263] Figure 27 is a rear side perspective view of the retainer assembly part shown in Figure 26.

[264] Figure 28 is a detailed front side elevation view of part of the keeper shown in Figure 23 (omitting the biasing mechanism for greater clarity), in a slit blocking position.

[265] Figure 29 is the same as Figure 28, but in a slit unblocking position.

[266] Figure 30 depicts various indexing mechanisms wherein: (A) depicts a retainer comprising a male indexing feature and a mount shaft comprising a female indexing feature; (B) depicts a mount shaft having a male indexing feature and a retainer comprising a female indexing feature; (C) depicts a mount shaft comprising a male indexing feature and a retainer comprising a female indexing feature; and, (D) depicts a mount shaft comprising a male indexing feature and a retainer comprising a female indexing feature, according to embodiments of the present invention.

[267] Figure 31 is a front side perspective view of a keeper of a barrier or fence post assembly in a slit blocking position, according to another embodiment of the present invention.

[268] Figure 32 is a front end elevation view of the keeper shown in Figure 31.

[269] Figure 33 is a detailed rear side view of the keeper shown in Figure 31 in a slit blocking position.

[270] Figure 34 is the same as Figure 33, but in a slit unblocking position.

[271] Figure 35 is a front side perspective view of a keeper of a fence post assembly in a slit blocking position, according to another embodiment of the present invention.

[272] Figure 36 is a front end elevation view of the keeper shown in Figure 35.

[273] Figure 37 depicts various views of parts of a retainer assembly of the keeper shown in Figure 35, including (A) a rear side perspective view, (B) a front side perspective view, (C) a front side elevation view, and (D) a rear side elevation view.

[274] Figure 38 is a detailed rear side view of the keeper shown in Figure 35 in a slit blocking position.

[275] Figure 39 is the same as Figure 38, but in a slit unblocking position.

[276] Figure 40 is a front side elevation view of a keeper of a fence post assembly in a slit blocking position, according to another embodiment of the present invention.

[277] Figure 41 is a front side perspective view of the keeper shown in Figure 40 in a slit blocking position.

[278] Figure 42 is a rear side perspective view of the keeper shown in Figure 40 in a slit blocking position.

[279] Figure 43 is a front end elevation view of the keeper shown in Figure 40 in a slit blocking position.

[280] Figure 44 is a detailed rear side view of the keeper shown in Figure 40 in a slit blocking position.

[281] Figure 45 is a rear side perspective view of parts of a retainer assembly of the keeper shown in Figure 40.

[282] Figure 46 is a detailed rear side view of the keeper shown in Figure 40 in a slit blocking position.

[283] Figure 47 is the same as Figure 46, but in a slit unblocking position.

[284] Figure 48 is a front side elevation view of a keeper of a fence post assembly in a slit blocking position, according to another embodiment of the present invention.

[285] Figure 49 is a front side perspective view of the keeper shown in Figure 48 in a slit blocking position.

[286] Figure 50 is a rear side view of the keeper shown in Figure 48 in a slit blocking position.

[287] Figure 51 is a rear side perspective view of the keeper shown in Figure 48 in a slit blocking position.

[288] Figure 52 is a front end elevation view of the keeper shown in Figure 48 in a slit blocking position.

[289] Figure 53 is a detailed rear side view of the keeper shown in Figure 48 in a slit blocking position.

[290] Figure 54 is a rear side perspective view of parts of a retainer assembly of the keeper shown in Figure 48.

[291] Figure 55 is a detailed rear side view of the keeper shown in Figure 48 in a slit blocking position.

[292] Figure 56 is the same as Figure 55 but in a slit unblocking position.

[293] Figure 57 is a front perspective view of a retainer assembly of a keeper according to another embodiment of the present invention.

[294] Figure 58 is a rear perspective view of the retainer assembly shown in Figure 57.

[295] Figure 59 is a front side perspective view of the keeper shown in Figure 57 in a slit blocking position.

[296] Figure 60 is a rear side view of the keeper shown in Figure 58 in a slit blocking position.

[297] Figure 61 is a detailed rear side view of a keeper in a slit blocking position, according to another embodiment of the present invention.

[298] Figure 62 is a rear side view of the keeper shown in Figure 61 in a slit unblocking position.

[299] Figure 63 is a front end elevation view of the keeper shown in Figure 61.

[300] Figure 64 (A) is a detailed rear side perspective view of the keeper shown in Figure 61 in a slit blocking position, and (B) is a detailed rear side perspective view of the keeper shown in Figure 61 in a slit unblocking position.

[301] Figure 65 is a front side perspective view of a keeper in a slit unblocking position, according to another embodiment of the present invention.

[302] Figure 66 is a rear side perspective view of the keeper shown in Figure 65 in a slit blocking position.

[303] Figure 67 is a front side perspective view of a retainer assembly of the keeper shown in Figure 65.

[304] Figure 68 is a front side exploded perspective view of the retainer assembly shown in Figure 67.

[305] Figure 69 is a front side perspective view of a keeper in a slit unblocking position, according to another embodiment of the present invention.

[306] Figure 70 is a rear side perspective view of the keeper shown in Figure 69 in a slit blocking position.

[307] Figure 71 is a front side perspective view of a retainer assembly of the keeper shown in Figure 69.

[308] Figure 72 is a front side exploded perspective view of the retainer assembly shown in Figure 71.

[309] Figure 73 is a front side perspective view of a keeper in a slit unblocking position, according to another embodiment of the present invention.

[310] Figure 74 is a rear side perspective view of the keeper shown in Figure 73 in a slit blocking position.

[311] Figure 75 is a front side perspective view of a retainer assembly of the keeper shown in Figure 73.

[312] Figure 76 is a front side exploded perspective view of the retainer assembly shown in Figure 75.

[313] Figure 77 is a front side perspective view of a keeper in a slit unblocking position, according to another embodiment of the present invention.

[314] Figure 78 is a rear side perspective view of the keeper shown in Figure 77 in a slit blocking position.

[315] Figure 79 is a front side perspective view of a retainer assembly of the keeper shown in Figure 77.

[316] Figure 80 is a front side exploded perspective view of the retainer assembly shown in Figure 79.

[317] Figure 81 is a front side perspective view of a keeper in a slit unblocking position, according to another embodiment of the present invention.

[318] Figure 82 is a rear side perspective view of the keeper shown in Figure 81 in a slit blocking position.

[319] Figure 83 is a front side perspective view of a retainer assembly of the keeper shown in Figure 81.

[320] Figure 84 is a front side exploded perspective view of the retainer assembly shown in Figure 83.

[321] **Best Modes for Carrying Out the Invention**

[322] In the Figures like reference numerals refer to like features.

[323] Figures 1 and 2 show a fence post assembly 10 for securing post accessories 11 such as plain fencing wires. The fence post assembly 10 includes a fence post 2 and keepers 4 (only some of which have been labelled). Figures 11 and 13 each show an example of a post accessory 11, namely, a plain fencing wire 11.

[324] The fence post 2 includes three longitudinally extending arms (or sections) 20, 21, 22 each of which extends radially from a central longitudinal axis 23 of the fence post 2. Each longitudinally extending arm 20, 21, 22 has a longitudinal edge 24. One of the arms 20 has keepers 4 spaced along its length. A ground anchoring end 25 of the fence post 2 is pointed and corresponds to a bottom 25

of the fence post 2. The fence post 2 also has a top 27. The fence post 2 is made of galvanised steel. Each keeper 4 is capable of securing / holding a post accessory 11 within the arm 20.

[325] Referring now to Figures 3 to 7, each keeper 4 includes a slit 40 extending within the arm 20 from the longitudinal edge 24. Each slit 40 has an inlet 41, a bend 42 and a blind end 43 capable of receiving the post accessory 11 (see Figures 11 and 13). The slit 40 is in the shape of an upside down 'L' or 'J'.

[326] Each keeper 4 includes a retainer assembly 5. The retainer assembly 5 includes a retainer / retainer body 50, a mounting pin 6, an indexing mechanism comprising operatively connected male 70 and female 75 indexing features (which can also be described as a key 70 and keyway 75 arrangement, but where the key 70 and keyway 75 allow for relative movement), and a biasing mechanism 8 or urger in the form of a spring 8.

[327] The retainer 50 / retainer body 50 is mounted for rotation relative to the arm 20 about a rotational axis 57 (see Figure 7). The retainer 50 includes a post mounting region 51 having a mostly circular opening 52 (see Figures 8, 9 and 10), a slit-blocking region 53, an actuator 54, and a spring-retaining hole 56. The post mounting region 51 and slit-blocking region 53 extend alongside the arm 20.

[328] The post mounting region 51 and the slit-blocking region 53 extend in the same plane. A contour 58 of the slit-blocking region 53 matches that of the slit 40 (see Figures 12 and 14). The actuator 54 provides a finger grip for rotating the retainer 50 from its resting slit 40 blocking position. The retainer 50 is a galvanised steel plate.

[329] The retainer assembly 5 includes a mounting pin 6 for mounting the retainer 50 for rotation relative to the arm 20. The mounting pin 6 includes a pin shaft 60 that extends through the opening 52 in the post mounting region 51. The pin shaft 60 / mounting pin 6 has a central axis 65 (see Figure 7).

[330] The mounting pin 6 includes a substantially round enlarged pin head 61 that sandwiches the post mounting region 51 between the arm 20 and the pin head 61, and allows limited rotation of the retainer 50 relative to the pin shaft 60 and the arm 20 between a slit 40 blocking position (as seen in Figures 1, 2, 3, 4, 5, 6, 7 and 11) and slit 40 unblocking position (as seen in Figures 12 and 13).

[331] The pin shaft 60 includes a post mounting end 62 that is D-shaped when viewed on end. The arm 20 includes a D-shaped aperture 26 located above the slit 40 (as seen in Figure 5), and the post mounting end 62 friction-fits within the aperture 26.

[332] The male indexing feature 70 is located on the pin shaft 60 between the post mounting end 62 and pin head 61. The male indexing feature 70 is provided by a mostly circular flange 710 (or collar or shoulder) that extends around and proud of the pin shaft 60. A circumference of the flange 710 is in the shape of an irregular circle which has a flattened part / irregular circumference part 700 (D-shaped, or a major segment of a circle having a chord 700, or circular but lacking a minor segment

when viewed on end), as seen in Figures 8, 9, 11 and 12. The flange 710 is in the shape of a truncated cylinder having an irregular circumference comprising a flattened part 700. The flattened part / irregular circumference part / chord 700 provides a first male formation 700 of the male indexing feature 70. A circumference of the flange 710, excluding the first male formation 700, provides a second male formation 701 of the male indexing feature 70.

[333] The mostly circular opening 52 in the retainer 50 (the retainer mount opening 52) functions as the female indexing feature 75. A circumference of the retainer mount opening 52 is in the shape of an irregular circle and an irregular pie-shaped notched portion 59 extends inwardly towards the circle's centre (relative to the circumference of the regular circle portion thereof) to provide the opening 52 with the appropriate shape, as best seen in Figures 8, 9, 10, 11 and 12, especially Figure 10. See also Figure 30 (D). That is, the retainer mount opening 52 is shaped as a notched circle comprising an irregular circumference part 751 that includes a recess 750 shaped by the notch 59. The recess 750 provides a first female formation 750 of the female indexing feature 75. An open area 753 bordered by a circumference 752 of the retainer mount opening 52, excluding the first female formation 750, provides a second female formation 753 of the female indexing feature 75. That is, the recess 750 (first female formation 750) and the area 753 (second female formation 753) together provide the female indexing feature 75 in this embodiment.

[334] The male indexing feature 70 and female indexing feature 75 allow limited rotation (rocking or oscillation) of the retainer 50 relative to the arm 20, through an angle of 32.76 degrees (as seen in Figure 10), between a slit blocking position (as seen in Figure 11) whereby the retainer 50 extends across the slit 40 and prevents unintentional removal of the post accessory 11 via the inlet 41, and a slit unblocking position (as seen in Figures 12 and 13) whereby the retainer 50 does not extend across the slit 40 and enables movement of the post accessory 11 into and out of the slit 40 via the inlet 41. More particularly, the first male formation 700 rotates, rocks or oscillates into and out of the first female formation / recess 750.

[335] The spring biasing mechanism 8 biases the retainer 50 into the slit 40 blocking position. As seen in Figures 11 and 12, the spring biasing mechanism 8 is a leaf (flat) spring 80 having a retainer-engaging end 81, a mounting pin-engaging end 82, a kink 84 and a hinge 83 located between the retainer-engaging end 81 and the mounting pin-engaging end 82. The spring 80 extends mostly between the retainer 50 and arm 20, as seen in Figure 7. The mounting pin-engaging end 82 extends partway around the pin shaft 60. The retainer-engaging end 81 extends through the spring-retaining hole 56 and functions as the actuator 54. Alternatively, or additionally, the spring-retaining hole 56 can function as an actuator, being sized to accept a hand tool. The spring 80 is made of stainless steel.

[336] Moving the retainer 50 from the slit 40 blocking position works against the force of the spring 80, primarily causing the hinge 83 to flex and for the mounting pin-engaging end 82 to grab onto the pin shaft 60, as seen in Figure 12.

[337] In order to manufacture the fence post assembly 10, the fence post 2 is manufactured to include the slits 40 and apertures 26. The retainers 50 are then pinned to the fence post 2 using the mounting pins 6. The springs 80 are connected to the retainers 50 and wrapped around the pin shafts 60.

[338] Referring now to Figure 14, there is shown part of a retainer assembly 5A of a keeper, according to another embodiment of the present invention. The retainer assembly 5A includes a retainer 50A, a mounting pin 6A, an indexing mechanism comprising operatively connected male 70A and female 75A indexing features, and a biasing mechanism 8A.

[339] The retainer 50A is mounted for rotation relative to a post arm (not shown), substantially as described for the earlier embodiment. The retainer 50A includes a post mounting region 51A having a mostly circular opening 52A, a slit-blocking region 53A, an actuator 54A, a spring-locating groove 55A, and a spring-retaining hole 56A. The post mounting region 51A and slit-blocking region 53A extend alongside the arm in the same plane. The actuator 54A extends outwardly from that plane and provides a finger grip for rotating the retainer 50A from its resting slit blocking position (not shown).

[340] The retainer assembly 5A includes a mounting pin 6A for mounting the retainer 50A for rotation relative to the arm. The mounting pin 6A includes a pin shaft 60A that extends through the opening 52A in the post mounting region 51A.

[341] The mounting pin 6A includes a substantially round pin head (not clearly visible) that sandwiches the post mounting region 51A between the arm and the pin head, and allows limited rotation of the retainer 50A relative to the pin shaft 60A and the arm between a slit blocking position and slit unblocking position.

[342] The pin shaft 60A includes a post mounting end 62A (D-shaped when viewed on end) that friction fits within a D-shaped aperture (not shown) located above the slit (not shown), as described for the earlier embodiment.

[343] The male indexing feature 70A is located on the pin shaft 60A between the post mounting end 62A and pin head. The male indexing feature 70A is provided by a mostly circular flange 710A (or collar or shoulder) that extends around and proud of the pin shaft 60A. A circumference of the flange 710A is in the shape of an irregular circle (D-shaped or circular but lacking a minor segment) which has a flattened part 700A that provides a first male formation 700A, and a circular part 701A, that provides a second male formation 701A, as described for the earlier embodiment.

[344] The mostly circular opening 52A in the retainer 50A (the retainer mount opening 52A) functions as a female indexing feature 75A, as described for the earlier embodiment. A circumference of the retainer mount opening 52A is in the shape of an irregular circle and an irregular pie-shaped notched portion 59A extends inwardly (relative to the circumference of the regular circle portion thereof) to provide the opening 52A with the appropriate female indexing feature 75A shape. That is, the retainer mount opening 52A is shaped as a notched circle comprising an irregular circumference

part 751A that includes a recess 750A shaped by the notch 59A. The recess 750A provides a first female formation 750A of the female indexing feature 75A. An open area 753A bordered by a circumference 752A of the retainer mount opening 52A, excluding the first female formation 750A, provides a second female formation 753A of the female indexing feature 75A. That is, the recess 750A (first female formation) and the area 753A (second female formation) together provide the female indexing feature 75A.

[345] The male indexing feature 70A and female indexing feature 75A allow limited rotation (rocking) of the retainer 50A relative to the arm through an angle of 30.75 degrees, between a slit blocking position whereby the retainer 50A extends across the slit and prevents unintentional removal of a post accessory via the slit's inlet (not shown) from a blind end of the slit, and a slit unblocking position whereby the retainer 50A does not extend across the slit and enables movement of the post accessory into and out of the slit 40 via the slit's inlet 41. More particularly, the first male formation 700A rotates, rocks or oscillates into and out of the first female formation / recess 750A.

[346] The spring biasing mechanism 8A biases the retainer 50A into the slit blocking position. The spring biasing mechanism 8A is a leaf (flat) spring 80A having a retainer-engaging end 81A, a mounting pin-engaging end 82A, a kink 84A and a hinge 83A located between the retainer-engaging end 81A and the mounting pin-engaging end 82A. The spring 80A extends mostly between the retainer 50A and arm. The mounting pin-engaging end 82A wraps partway around the pin shaft 60A. The retainer-engaging end 81A extends around a periphery of the retainer 50A via the spring-locating groove 55A and locates within the spring-retaining hole 56A.

[347] Moving the retainer 50A from the slit blocking position works against the force of the spring 80A, primarily causing the hinge 83A to flex and for the mounting pin-engaging end 82A to grab onto the pin shaft 60A, as described for the earlier embodiment.

[348] In the slit blocking position, the slit-blocking region 53A extends across the slit. In the slit unblocking position, the slit-blocking region 53A is located adjacent to the slit. A contour 58A or periphery 58A of the slit-blocking region 53A matches that of the slit.

[349] Referring now to Figures 15, 16, 17, and 18, there is shown part of a fence post assembly for securing post accessories such as fencing wires (not shown). The fence post assembly includes a fence post 2B and keepers 4B, only one of which is shown. The keepers 4B are substantially the same as those shown in Figures 1 to 13, except that the male indexing feature 70B and female indexing feature 75B differ.

[350] Each keeper 4B includes a slit 40B extending within the arm 20B from the longitudinal edge 24B. The slit 40B is in the shape of an upside down 'L' or 'J'.

[351] The retainer assembly 5B includes a retainer 50B, a mounting pin 6B, and an indexing mechanism comprising a male indexing feature 70B and female indexing feature 75B. The retainer

assembly 5B also includes a spring biasing mechanism (not shown) like that described for the earlier embodiment.

[352] The retainer 50B is mounted for rotation relative to the arm, as shown in Figures 17 and 18. The retainer 50B includes a post mounting region 51B having a mostly circular opening 52B, a slit-blocking region 53B, and a spring-retaining hole 56B.

[353] The mounting pin 6B includes a pin shaft 60B that extends through the opening 52B in the post mounting region 51B. The mounting pin 6B includes a substantially round pin head 61B that sandwiches the post mounting region 51B between the arm 20B and the pin head 61B, and allows limited rotation of the retainer 50B relative to the pin shaft 60B and the arm 20B between a slit 40B blocking position (as seen in Figure 17) and slit 40B unblocking position (as seen in Figure 18).

[354] See also Figure 30 (A). The female indexing feature 75B is located on the pin shaft 60B between the post mounting end 62B and pin head 61B. The female indexing feature 75B is provided by a notch / recess 77B in a mostly circular flange 710B (or collar or shoulder) that extends around and proud of the pin shaft 60B. The notch / recess 77B provides a first female formation 77B of the female indexing feature 75B.

[355] The mostly circular opening 52B in the retainer 50B provides the male indexing feature 70B. A circumference of the opening 52B is in the shape of an irregular circle whereby a tooth-like projection 71B extends inwardly of the circumference to provide a first male formation 71B of the male indexing feature 70B. That projection 71B / male indexing feature 70B is located within the notch / recess 77B / female indexing feature 75B, and that indexing mechanism allows limited rotation (rocking or oscillation) of the retainer 50B relative to the arm 20B through an angle of 32.48 degrees, between a slit 40B blocking and a slit 40B unblocking position. The projection 71B and notch / recess 77B are each in the shape of a sector of a circular annulus, or in the shape of a truncated wedge.

[356] Referring now to Figures 19, 20, 21 and 22, there is shown part of a fence post assembly for securing post accessories such as fencing wires (not shown). The fence post assembly includes a fence post 2C and keepers 4C, only one of which is shown. The keepers 4C are substantially the same as those shown in Figures 1 to 13, except that the male indexing feature 70C and female indexing feature 75C differ. Each keeper 4C includes a slit 40C extending within the arm 20C.

[357] The retainer assembly 5C includes a retainer 50C, a mounting pin 6C, and an indexing mechanism comprising a male indexing feature 70C and a female indexing feature 75C. The retainer assembly 5C also includes a spring biasing mechanism (not shown) like that described for the earlier embodiment.

[358] The retainer 50C is mounted for rotation relative to the arm 20C, as shown in Figures 21 and 22. The retainer 50C includes a post mounting region 51C having a generally circular opening 52C, a slit-blocking region 53C, and a spring-retaining hole 56C.

[359] The mounting pin 6C includes a pin shaft 60C that extends through the opening 52C in the post mounting region 51C. The mounting pin 6C includes a substantially round pin head 61C that sandwiches the post mounting region 51C between the arm 20C and the pin head 61C, and allows limited rotation of the retainer 50C relative to the pin shaft 60C and the arm 20C between a slit blocking position (as seen in Figure 21) and slit unblocking position (as seen in Figure 22).

[360] See also Figure 30 (B). The male indexing feature 70C is located on the pin shaft 60C between the post mounting end 62C and pin head 61C. The male indexing feature 70C is provided by a mostly circular flange 710C (or collar or shoulder) that extends around and proud of the pin shaft 60C, and which has an outwardly extending tooth-like projection 71C in the shape of a sector of a circular annulus. The projection 71C provides a first male formation 71C, and a circular part of the flange 710C that excludes the projection 71C provides a second male formation 705C.

[361] The mostly circular opening 52C in the retainer 50C (the retainer mount opening 52C) functions as the female indexing feature 75C. A circumference of the opening 52C is in the shape of an irregular circle which has a notch / recess 77C in the shape of a sector of a circular annulus. That is, the retainer mount opening 52C is shaped as a notched circle comprising an irregular circumference part that includes the recess 77C shaped by the notch 77C. The recess 77C provides a first female formation 77C of the female indexing feature 75C. An open area 755C bordered by a regular circumference of the retainer mount opening 52C, excluding the first female formation 77C, provides a second female formation 755C of the female indexing feature 75C. That is, the recess 77C (first female formation) and the area 755C (second female formation) together provide the female indexing feature 75C.

[362] The projection 71C of the male indexing feature 70C is located within the recess 77C of the female indexing feature 75C and that operative connection allows limited rotation (rocking or oscillation) of the retainer 50C relative to the arm 20C through an angle of 64.95 degrees, between a slit 40C blocking and a slit 40C unblocking position.

[363] Referring now to Figures 23, 24, 25, 26, 27, 28 and 29, there is shown part of a fence post assembly for securing post accessories 11D such as fencing wires. The fence post assembly includes a fence post 2D and keepers 4D, only one of which is shown.

[364] The fence post 2D includes three longitudinally extending arms (or sections) 20D, 21D, 22D as described for other embodiments.

[365] Each keeper 4D includes a slit 40D extending within the arm 20D, capable of receiving the post accessory 11D. The slit 4D is in the shape of an upside down 'L' or 'J', as described for other embodiments

[366] Each keeper 4D includes a retainer assembly 5D. The retainer assembly 5D includes a retainer 50D, a mounting pin 6D, an indexing mechanism comprising a male indexing feature 70D and a female indexing feature 75D, and a spring biasing mechanism 8D.

[367] The retainer 50D is mounted for rotation relative to the arm 20D. The retainer 50D includes a post mounting region 51D having a generally circular opening 52D (see Figures 26, 27, 28 and 29), a slit-blocking region 53D, and a spring-retaining groove 56D. The post mounting region 51D and slit-blocking region 53D extend in the same plane and extend alongside the arm 20D. The retainer 50D is a galvanised steel plate.

[368] The retainer assembly 5D includes a mounting pin 6D for mounting the retainer 50D for rotation relative to the arm 20D. The mounting pin 6D includes a pin shaft 60D that extends through the opening 52D in the post mounting region 51D.

[369] The mounting pin 6D includes a substantially round pin head 61D that sandwiches the post mounting region 51D between the arm 20D and the pin head 61D, and allows limited rotation of the retainer 50D relative to the pin shaft 60D and the arm 20D between a slit 40D blocking position (as seen in Figures 23, 24, 25 and 28) and slit 40D unblocking position (as seen in Figure 29). The pin head 61D includes a spring-retaining groove 64D.

[370] The pin shaft 60D includes a post mounting end 62D. The arm 20D includes a D-shaped aperture 26D located below the slit 40D (as seen in Figures 24 and 28), and the post mounting end 62D friction-fits within the aperture 26D.

[371] See also Figure 30 (C). The male indexing feature 70D is located on the pin shaft 60D between the post mounting end 62D and pin head 61D. The male indexing feature 70D is provided by a mostly circular flange 710D (or collar or shoulder) that extends around and proud of the pin shaft 60D. A circumference of the flange 710D is in the shape of an irregular circle which has a flattened part 700D (D-shaped or circular but lacking a minor segment, when viewed on end), largely as described for the embodiment of Figures 1-13. The flattened part 700D provides a first male formation 700D, and a circular part 701D provides a second male formation 701D, as described for the earlier embodiment.

[372] The mostly circular opening 52D in the retainer 50D functions as the female indexing feature 75D. That is, a circumference of the opening 52D is in the shape of an irregular circle and an irregular pie-shaped portion 59D extends inwardly towards the circle's centre (relative to the circumference of the regular circle portion thereof) to provide the opening 52D with the appropriate female indexing feature 75D shape, largely as described for the embodiment of Figures 1-13. That is, the retainer mount opening 52D is shaped as a notched circle comprising an irregular circumference part 751D that includes a recess 750D shaped by the notch 59D. The recess 750D provides a first female formation 750D of the female indexing feature 75D. An open area 753D bordered by a circumference 752D of the retainer mount opening 52D, excluding the first female formation 750D, provides a second female formation 753D of the female indexing feature 75D.

[373] The indexing mechanism 70D, 75D enables limited rotation (rocking) of the retainer 50D relative to the at least one arm 20D, through an angle of 32.48 degrees, between a slit blocking position (as seen in Figure 21) whereby the retainer 50D extends across the slit 40D and prevents

unintentional removal of the post accessory 11D from the blind end 43D of the slit 40D, and a slit unblocking position (as seen in Figure 22) whereby the retainer 50D does not extend across the slit 40D and enables movement of the post accessory 11D into and out of the slit 40D.

[374] The biasing mechanism 8D biases the retainer 50D into the slit 40D blocking position and includes a coil spring 80D having a retainer-engaging end 81D and a mounting pin-engaging end 82D. The mounting pin-engaging end 8D2 wraps around the pin shaft 60D and locates within the spring-retaining groove 64D. The retainer-engaging end 81D locates within the spring-retaining groove 56D. Moving the retainer 50D from the slit 40D blocking position works against the force of the coil of the spring 80D. The spring 80D is made of stainless steel.

[375] Figures 31-34 show part of a post assembly for securing post accessories such as wires, wire mesh or cables. The post assembly includes a post 2E and keepers 4E, only one of which is shown.

[376] The post 2E includes three longitudinally extending arms (or sections) 20E, 21E, 22E as described for other embodiments.

[377] Each keeper 4E includes a slit 40E extending within the arm 20E, capable of receiving the post accessory. The slit 40E is in the shape of an upside down 'L' or 'J', as described for other embodiments

[378] Each keeper 4E includes a retainer assembly 5E. The retainer assembly 5E includes a retainer 50E, a mounting pin 6E, an indexing mechanism comprising a male indexing feature 70E and a female indexing feature 75E. Gravitational force provides a biasing mechanism. Otherwise, a spring may be used.

[379] The retainer 50E is mounted for linear movement / sliding (as opposed to rotation about a pin shaft) relative to the arm 20E. The retainer 50E includes a post mounting region 51E having a linear slot opening 52E and a slit-blocking region 53E. The post mounting region 51E and slit-blocking region 53E extend in the same plane and extend alongside the arm 20E. The retainer 50E is a galvanised steel plate.

[380] The retainer assembly 5E includes a mounting pin 6E for mounting the retainer 50E for movement relative to the arm 20E. The mounting pin 6E includes a pin shaft 60E that extends through the linear slot opening 52E in the post mounting region 51E.

[381] The mounting pin 6E includes an ovate pin head 61E that sandwiches the post mounting region 51E between the arm 20E and the pin head 61E, and allows for limited sliding movement of the retainer 50E relative to the pin shaft 60E and the arm 20E between a slit 40E blocking position (as seen in Figures 31 and 33) and slit 40E unblocking position (as seen in Figure 34).

[382] The pin shaft 60E includes a post mounting end 62E, essentially as described for other embodiments.

[383] The male indexing feature 70E is provided by the pin shaft 60E between the post mounting end 62E and pin head 61E. The linear slot opening 52E in the retainer 50E provides the female indexing feature 75E.

[384] The indexing mechanism 70E, 75E enables limited linear sliding of the retainer 50E relative to the at least one arm 20E between a slit blocking position (as seen in Figures 31-33) whereby the retainer 50E extends across the slit 40E and prevents unintentional removal of the post accessory from the slit's 40E inlet 41E, and a slit unblocking position (as seen in Figure 34) whereby the retainer 50E does not extend across the slit 40E and enables movement of the post accessory into and out of the slit's 40E inlet 41E.

[385] Figures 35-39 show part of a post assembly for securing post accessories such as wires, wire mesh or cables. The post assembly includes a post 2F and keepers 4F, only one of which is shown.

[386] The post 2F includes three longitudinally extending arms (or sections) 20F, 21F, 22F as described for other embodiments.

[387] Each keeper 4F includes a slit 40F extending within the arm 20F, capable of receiving the post accessory. The slit 40F is in the shape of an upside down 'L' or 'J', as described for other embodiments

[388] Each keeper 4F includes a retainer assembly 5F. The retainer assembly 5F includes a retainer 50F, a mounting pin 6F, an indexing mechanism comprising a male indexing feature 70F and a female indexing feature 75F. Gravitational force provides a biasing mechanism. Otherwise, a spring may be used.

[389] The retainer 50F is mounted for curvilinear movement / sliding relative to the arm 20F. The retainer 50F includes a post mounting region 51F having a curvilinear slot opening 52F and a slit-blocking region 53F. The post mounting region 51F and slit-blocking region 53F extend in the same plane and extend alongside the arm 20F. The retainer 50F is a galvanised steel plate.

[390] The retainer assembly 5F includes a mounting pin 6F for mounting the retainer 50F for movement relative to the arm 20F. The mounting pin 6F includes a pin shaft 60F that extends through the curvilinear slot opening 52F in the post mounting region 51F.

[391] The mounting pin 6F includes an ovate pin head 61F that sandwiches the post mounting region 51F between the arm 20F and the pin head 61F, and allows for limited sliding movement of the retainer 50F relative to the pin shaft 60F and the arm 20F between a slit 40F blocking position (as seen in Figures 35, 36 and 38) and slit 40F unblocking position (as seen in Figure 39).

[392] The pin shaft 60F includes a post mounting end 62F, essentially as described for other embodiments.

[393] The male indexing feature 70F is provided by the pin shaft 60F between the post mounting end 62F and pin head 61F. The curvilinear slot opening 52F in the retainer 50F provides the female indexing feature 75F.

[394] The indexing mechanism 70F, 75F enables limited curvilinear sliding of the retainer 50F relative to the at least one arm 20F between a slit blocking position (as seen in Figures 35, 36 and 38) whereby the retainer 50F extends across the slit 40F and prevents unintentional removal of the post accessory from the slit's 40F inlet 41F, and a slit unblocking position (as seen in Figure 39) whereby the retainer 50F does not extend across the slit 40F and enables movement of the post accessory into and out of the slit's 40F inlet 41F.

[395] Figures 40-47 show part of a post assembly for securing post accessories such as wires, wire mesh or cables. The post assembly includes a post 2G and keepers 4G, only one of which is shown.

[396] The post 2G includes three longitudinally extending arms (or sections) 20G, 21G, 22G as described for other embodiments.

[397] Each keeper 4G includes a slit 40G extending within the arm 20G, capable of receiving the post accessory. The slit 40G is in the shape of an upside down 'L' or 'J', as described for other embodiments

[398] Each keeper 4G includes an indexing mechanism comprising a male indexing feature 70G and a female indexing feature 75G. The female indexing feature 75G is provided by a curvilinear slot 75F in the post arm 20G.

[399] Each keeper 4G includes a retainer assembly 5G. The retainer assembly 5G includes a retainer 50G, a mounting pin 6G, and the male indexing feature 70G. Gravitational force provides a biasing mechanism. Otherwise, a spring may be used.

[400] The retainer 50G is mounted for rotation relative to the arm 20G. The retainer 50G includes a post mounting region 51G having a round opening 52G, a slit-blocking region 53G, and an actuator 54G in the form of a hole for receiving a tool or fingertip. The post mounting region 51G and slit-blocking region 53G extend in the same plane and extend alongside the arm 20G. The retainer 50G is a galvanised steel plate.

[401] The retainer assembly 5G includes a mounting pin 6G for mounting the retainer 50G for rotation relative to the arm 20G. The mounting pin 6G includes a pin shaft 60G that extends through the round opening 52G in the post mounting region 51G.

[402] The mounting pin 6G includes a round pin head 61G that sandwiches the post mounting region 51G between the arm 20G and the pin head 61G, and allows for rotation of the retainer 50G about the pin shaft 60G and the arm 20G between a slit 40G blocking position (as seen in Figures 40, 41, 42, 43, 44 and 46) and slit 40G unblocking position (as seen in Figure 47).

[403] The pin shaft 60G includes a post mounting end 62G, essentially as described for other embodiments.

[404] The male indexing feature 70G is provided by a projection / hook 70G that extends from the post mounting region 51G into the curvilinear slot opening 75G in the arm 20G.

[405] The indexing mechanism 70G, 75G enables limited rotation of the retainer 50G relative to the at least one arm 20G between a slit blocking position (as seen in Figures 40, 41, 42, 43, 44 and 46) whereby the retainer 50G extends across the slit 40G and prevents unintentional removal of the post accessory from the slit's 40G inlet 41G, and a slit unblocking position (as seen in Figure 47) whereby the retainer 50G does not extend across the slit 40G and enables movement of the post accessory into and out of the slit's 40G inlet 41G.

[406] Figures 48-56 show part of a post assembly for securing post accessories such as wires, wire mesh or cables. The post assembly includes a post 2H and keepers 4H, only one of which is shown.

[407] The post 2H includes three longitudinally extending arms (or sections) 20H, 21H, 22H as described for other embodiments.

[408] Each keeper 4H includes a slit 40H extending within the arm 20H, capable of receiving the post accessory. The slit 40H is in the shape of an upside down 'L' or 'J', as described for other embodiments

[409] Each keeper 4H includes an indexing mechanism comprising a male indexing feature 70H and a female indexing feature 75H. The female indexing feature 75H is provided by a curvilinear slot 75H in the post arm 20H.

[410] Each keeper 4H includes a retainer assembly 5H. The retainer assembly 5H includes a retainer 50H, a mounting pin 6H, and the male indexing feature 70H. Gravitational force provides a biasing mechanism. Otherwise, a spring may be used.

[411] The retainer 50H is mounted for rotation relative to the arm 20H. The retainer 50H includes a post mounting region 51H having a round opening 52H, a slit-blocking region 53H, and an actuator 54H in the form of a hole for receiving a tool or fingertip. The post mounting region 51H and slit-blocking region 53H extend in the same plane and extend alongside the arm 20H. The retainer 50H is a galvanised steel plate.

[412] The retainer assembly 5H includes a mounting pin 6H for mounting the retainer 50H for rotation relative to the arm 20H. The mounting pin 6H includes a pin shaft 60H that extends through the round opening 52H in the post mounting region 51H.

[413] The mounting pin 6H includes a round pin head 61H that sandwiches the post mounting region 51H between the arm 20H and the pin head 61H, and allows for rotation of the retainer 50H about the pin shaft 60H and the arm 20H between a slit 40H blocking position (as seen in Figures 48, 49, 50, 51, 52, 53 and 55) and slit 40H unblocking position (as seen in Figure 56).

[414] The pin shaft 60H includes a post mounting end 62H, essentially as described for other embodiments.

[415] The male indexing feature 70H is provided by a projection / hook 70H that extends from the post mounting region 51H into the curvilinear slot opening 75H in the arm 20H.

[416] The indexing mechanism 70H, 75H enables limited rotation of the retainer 50H relative to the at least one arm 20H between a slit blocking position (as seen in Figures 48, 49, 50, 51, 52, 53 and 55) whereby the retainer 50H extends across the slit 40H and prevents unintentional removal of the post accessory from the slit's 40H inlet 41H, and a slit unblocking position (as seen in Figure 56) whereby the retainer 50H does not extend across the slit 40H and enables movement of the post accessory into and out of the slit's 40H inlet 41H.

[417] Figures 57-60 show a retainer assembly 5I of a post assembly 10I for securing post accessories such as wires, wire mesh or cables. The retainer assembly 5I is very similar to the retainer assembly 5 of Figures 1-13. See also Figure 30 (D).

[418] The retainer assembly 5I includes a retainer 50I, a mounting pin 6I, an indexing mechanism comprising operatively connected male 70I and female 75I indexing features, and a biasing mechanism 8I or urger in the form of a spring 8I. The retainer 50I rotates about its rotational axis 57I. The mounting pin 6I / pin shaft 60I has a central axis 65I.

[419] The male indexing feature 70I is located on the pin shaft 60I between the post mounting end 62I and pin head 61I. The male indexing feature 70I is provided by a mostly circular flange 710I (or collar or shoulder) that extends around and proud of the pin shaft 60I. A circumference of the flange 710I is in the shape of an irregular circle which has a flattened part / irregular circumference part 700I (D-shaped, or a major segment of a circle having a chord 700I, or circular but lacking a minor segment when viewed on end). The flange 710I is in the shape of a truncated cylinder having an irregular circumference comprising a flattened part 700I. The flattened part 700I provides a first male formation 700I of the male indexing feature 70I. A circumference of the flange 710I, excluding the first male formation 700I, provides a second male formation 701I of the male indexing feature 70I.

[420] The mostly circular opening 52I in the retainer 50I functions as the female indexing feature 75I. That is, a circumference of the opening 52I is in the shape of an irregular circle and an irregular pie-shaped (notched) portion extends inwardly towards the circle's centre (relative to the circumference of the regular circle portion thereof) to provide the opening 52I with the appropriate female indexing feature / recess 75I shape. That is, the retainer mount opening 52I is shaped as a notched circle comprising an irregular circumference part 751I that includes a recess 750I shaped by the notch 59I. The recess 750I provides a first female formation 750I of the female indexing feature 75I. An open area 753I bordered by a circumference 752I of the retainer mount opening 52I, excluding the first female formation 750I, provides a second female formation 753I of the female indexing feature 75I. That is, the recess 750I (first female formation 750I) and the area 753I (second female formation 753I) together provide the female indexing feature 75I in this embodiment.

[421] Figures 61-64 show part of a post assembly 10J for securing post accessories such as wires, wire mesh or cables. The post assembly 10J includes a post essentially as described for other embodiments, only one arm 20J (or section) of which is shown. The arm 20J has a longitudinal edge

24J as well as keepers 4J spaced along its length, only one of which is shown. Each keeper 4J includes a slit 40J extending within the arm 20J, capable of receiving the post accessory. The slit 40J is in the shape of an upside down 'L' or 'J', as described for other embodiments.

[422] Each keeper 4J includes an indexing mechanism comprising a male indexing feature 70J and a female indexing feature 75J. The female indexing feature 75J is provided by a linear slot 75J in the post arm 20J.

[423] Each keeper 4J includes a retainer assembly 5J. The retainer assembly 5J includes a retainer 50J in the form of a pair of retainer bodies 50J located each side of the arm 20J, a mounting pin 6J, and a compression spring 8J that provides a biasing mechanism.

[424] The retainer bodies 50J are mounted for linear movement / sliding (as opposed to rotation about a pin shaft) relative to the arm 20J. Each retainer body 50J includes a post mounting region 51J having a linear slot opening 52J and a slit-blocking region 53J. Each post mounting region 51J and slit-blocking region 53J extend in the same plane and extend alongside the arm 20J. Each retainer body 50J is a galvanised steel plate.

[425] The retainer assembly 5J includes a mounting pin 6J for mounting the retainer bodies 50J for sliding movement within the linear slot 75J relative to the arm 20J. The mounting pin 6J includes a pin shaft 60J that extends through the linear slot 75J and into the linear slot opening 52J in each post mounting region 51J, thereby pinning them together. The shaft 60J is sized and shaped so as to not rotate within the linear slot 75J.

[426] The compression spring 8J is housed in the linear slot 75J and extends between the retainer bodies 50J. One end of the spring 8J engages an end of the slot 75J and the other end engages the pin shaft 60J. The male indexing feature 70J is provided by the pin shaft 60J. This arrangement allows for limited sliding movement of the retainer bodies 50J relative to the linear slot 75J between a slit 40J blocking position as seen in Figures 61 and 64 (A), and slit 40J unblocking position as seen in Figures 62 and 64 (B). In use, the operator manually slides the retainer bodies 50J into the slit 40J unblocking position against the force of the spring 8J. Once a post accessory is placed within the slit 40J, the retainer bodies 50J are released and the spring 8J urges the retainer bodies 50J back into the slit 40J blocking position.

[427] Figures 65-68 show part of a post assembly 10K that is very similar to post assembly 10J. The post arm 20K has keepers 4K spaced along its length, only one of which is shown. Each keeper 4K includes a slit 40K, capable of receiving the post accessory. Each keeper 4K includes an indexing mechanism comprising a male indexing feature 70K and a female indexing feature 75K. The female indexing feature 75K is provided by a linear slot 75K in the post arm 20K.

[428] Each keeper 4K includes a retainer assembly 5K. The retainer assembly 5K includes a retainer 50K in the form of a pair of retainer bodies 50K located each side of the arm 20K, a mounting pin 6K, and a compression spring 8K that provides a biasing mechanism. The retainer bodies 50K are

mounted for linear movement / sliding movement (as opposed to rotation about a pin shaft) within the linear slot 75K relative to the arm 20K. To that end, the mounting pin 6K includes a pin shaft 60K that extends through the linear slot 75K and through a linear slot opening in each post mounting region of the retainer body 50K. The mounting pin 6K includes a pair of circlips 600K which locate within grooves 601K of the shaft 60K, and in this way holds the retainer bodies 50K in place.

[429] The compression spring 8K is housed in the linear slot 75K and extends between the retainer bodies 50K. One end of the spring 8K engages an end of the slot 75K and the other end engages the pin shaft 60K. The male indexing feature 70K is provided by the pin shaft 60K. This arrangement allows for limited sliding movement of the retainer bodies 50K relative to the linear slot 75K between a slit 40K blocking position as seen in Figure 66 and slit 40K unblocking position as seen in Figure 65. In use, the operator manually slides the retainer bodies 50K into the slit 40K unblocking position against the force of the spring 8K. Once a post accessory is placed within the slit 40K, the retainer bodies 50K are released and the spring 8K urges the retainer bodies 50K back into the slit 40K blocking position.

[430] Figures 69-72 show part of a post assembly 10L that is very similar to post assembly 10K. The post arm 20L has keepers 4L spaced along its length, only one of which is shown. Each keeper 4L includes a slit 40L, capable of receiving the post accessory. Each keeper 4L includes an indexing mechanism comprising a male indexing feature 70L and a female indexing feature 75L. The female indexing feature 75L is provided by a linear slot 75L in the post arm 20L.

[431] Each keeper 4L includes a retainer assembly 5L. The retainer assembly 5L includes a retainer 50L in the form of a pair of retainer bodies 50L located each side of the arm 20L, a mounting pin 6L, and a compression spring 8L that provides a biasing mechanism. The retainer bodies 50L are mounted for linear movement / sliding movement (as opposed to rotation about a pin shaft) within the linear slot 75L relative to the arm 20L. To that end, the mounting pin 6L includes a pin shaft 60L that extends through the linear slot 75L and through a linear slot opening in each post mounting region of the retainer body 50L. The mounting pin 6L, at one end, includes a circlip 600L which locates within a groove 601L of the shaft 60L. The mounting pin 6L, at the other end, includes an enlarged head 61L. The head 61L together with the circlip 600L hold the retainer bodies 50L in place in a non-rotatable manner.

[432] The compression spring 8L is housed in the linear slot 75L and extends between the retainer bodies 50L. One end of the spring 8L engages an end of the slot 75L and the other end engages the pin shaft 60L. The male indexing feature 70L is provided by the pin shaft 60L. This arrangement allows for limited sliding movement of the retainer bodies 50L relative to the linear slot 75L between a slit 40L blocking position as seen in Figure 70 and slit 40L unblocking position as seen in Figure 69. In use, the operator manually slides the retainer bodies 50L into the slit 40L unblocking position against the force of the spring 8L. Once a post accessory is placed within the slit 40L, the retainer

bodies 50L are released and the spring 8L urges the retainer bodies 50L back into the slit 40L blocking position.

[433] Figures 73-76 show part of a post assembly 10M that is very similar to post assembly 10L. The post arm 20M has keepers 4M spaced along its length, only one of which is shown. Each keeper 4M includes a slit 40M, capable of receiving the post accessory. Each keeper 4M includes an indexing mechanism comprising a male indexing feature 70M and a female indexing feature 75M. The female indexing feature 75M is provided by a linear slot 75M in the post arm 20M.

[434] Each keeper 4M includes a retainer assembly 5M. The retainer assembly 5M includes a retainer 50M in the form of a pair of retainer bodies 50M located each side of the arm 20M, a mounting pin 6M, and a compression spring 8M that provides a biasing mechanism. The retainer bodies 50M are mounted for linear movement / sliding movement (as opposed to rotation about a pin shaft) within the linear slot 75M relative to the arm 20M. To that end, the mounting pin 6M includes a pin shaft 60M that extends through the linear slot 75M and through a linear slot opening in each post mounting region of the retainer body 50M. The mounting pin 6M, at one end, friction fits to the retainer body 50M. The mounting pin 6M, at the other end, includes an enlarged head 61M. In this way, the retainer bodies 50M are held in place in a non-rotatable manner.

[435] The compression spring 8M is housed in the linear slot 75M and extends between the retainer bodies 50M. One end of the spring 8M engages an end of the slot 75M and the other end engages the pin shaft 60M. The male indexing feature 70M is provided by the pin shaft 60M. This arrangement allows for limited sliding movement of the retainer bodies 50M relative to the linear slot 75M between a slit 40M blocking position as seen in Figure 74 and slit 40M unblocking position as seen in Figure 73. In use, the operator manually slides the retainer bodies 50M into the slit 40M unblocking position against the force of the spring 8M. Once a post accessory is placed within the slit 40M, the retainer bodies 50M are released and the spring 8M urges the retainer bodies 50M back into the slit 40M blocking position.

[436] Figures 77-80 show part of a post assembly 10N that is very similar to post assembly 10L. The post arm 20N has keepers 4N spaced along its length, only one of which is shown. Each keeper 4N includes a slit 40N, capable of receiving the post accessory. Each keeper 4N includes an indexing mechanism comprising a male indexing feature 70N and a female indexing feature 75N. The female indexing feature 75N is provided by a linear slot 75N in the post arm 20N.

[437] Each keeper 4N includes a retainer assembly 5N. The retainer assembly 5N includes a retainer / retainer body 50N located on one side of the arm 20N, a mounting pin 6N, and a compression spring 8N that provides a biasing mechanism. The retainer 50N is mounted for linear movement / sliding movement (as opposed to rotation about a pin shaft) within the linear slot 75N relative to the arm 20N. To that end, the mounting pin 6N includes a pin shaft 60N that extends through the linear slot 75N and through a linear slot opening in a post mounting region of the retainer 50L. The mounting

pin 6N, at one end, includes a circlip 600N which locates within a groove 601N of the shaft 60N. The mounting pin 6N, at the other end, includes an enlarged head 61N. The head 61N together with the circlip 600N hold the retainer 50N in place in a non-rotatable manner.

[438] The compression spring 8N is housed in the linear slot 75N and extends between the retainer 50N and circlip 600N. One end of the spring 8N engages an end of the slot 75N and the other end engages the pin shaft 60N. The male indexing feature 70N is provided by the pin shaft 60N. This arrangement allows for limited sliding movement of the retainer 50N relative to the linear slot 75N between a slit 40N blocking position as seen in Figure 78 and slit 40N unblocking position as seen in Figure 77. In use, the operator manually slides the retainer 50N into the slit 40N unblocking position against the force of the spring 8N. Once a post accessory is placed within the slit 40N, the retainer 50N is released and the spring 8N urges the retainer 50N back into the slit 40N blocking position.

[439] Figures 81-84 show part of a post assembly 10P that is very similar to post assembly 10N. The post arm 20P has keepers 4P spaced along its length, only one of which is shown. Each keeper 4P includes a slit 40P, capable of receiving the post accessory. Each keeper 4P includes an indexing mechanism comprising a male indexing feature 70P and a female indexing feature 75P. The female indexing feature 75P is provided by a diagonally extending linear slot 75P in the post arm 20P.

[440] Each keeper 4P includes a retainer assembly 5P. The retainer assembly 5P includes a retainer 50P located on one side of the arm 20P, a mounting pin 6P, and a compression spring 8P that provides a biasing mechanism. The retainer 50P is mounted for linear movement / sliding movement (as opposed to rotation about a pin shaft) within the linear slot 75P relative to the arm 20P. To that end, the mounting pin 6P includes a pin shaft 60P that extends through the linear slot 75P and through a linear slot opening in a post mounting region of the retainer 50P. The mounting pin 6P, at one end, includes a circlip 600P which locates within a groove 601P of the shaft 60P. The mounting pin 6P, at the other end, includes an enlarged head 61P. The head 61P together with the circlip 600P hold the retainer 50P in place in a non-rotatable manner.

[441] The compression spring 8P is housed in the linear slot 75P and extends adjacent to the retainer 50P. One end of the spring 8P engages an end of the slot 75P and the other end engages the pin shaft 60P. The male indexing feature 70P is provided by the pin shaft 60P. This arrangement allows for limited sliding movement of the retainer 50P relative to the linear slot 75P between a slit 40P blocking position as seen in Figure 82 and slit 40P unblocking position as seen in Figure 81. In use, the operator manually slides the retainer 50P downwardly into the slit 40P unblocking position against the force of the spring 8P. Once a post accessory is placed within the slit 40P, the retainer 50P is released and the spring 8P urges the retainer 50P upwardly back into the slit 40P blocking position.

[442] In order to construct a fence, fence posts 2 of the fence post assemblies 10 are anchored in the ground at the required spacing. Fencing accessories 11 such as wires are inserted into the slits 40 of the keepers 40 via the slit openings 41, at which time the retainers 50 are forced by the fencing

accessories 11 to temporarily move from the slit 40 blocking position to the slit 40 unblocking position. (Or a leading end of each wire can be threaded into a slit 40 from the side, thereby not engaging the retainer 50.) Once located within or near to the blind ends 43, the retainers 50 move back into the slit 40 blocking position under the force of the springs 80 or gravity. The wires 11 are then tensioned and tied-off, as required.

[443] In order to remove the fencing accessories 11 from within the slits 40 via the slit openings 41, the actuators 54 (or other parts of the retainers 50 or spring 8 ends) may be used to move the retainers 50 from the slit 40 blocking position to the slit 40 unblocking position, and the fencing accessories 11 are then removed from engagement with the fence post 2 via the slit openings 41.

[444] The male indexing feature 70 and female indexing features 75 are shaped such that the slit-blocking region 53 can undergo limited movement between the slit 40 blocking position to the slit 40 unblocking position.

[445] An advantage of the present invention is that fencing wires and mesh panels (fencing accessories) can be readily attached to fence posts of the fence post assemblies in one simple operation. The fencer need not thread wires through holes of Y- or T-shape picket / fence posts. The fencer can run out all of the fencing wires at once along the whole length of the fence and readily attach the wires to the fence posts 2. In this way, several trips along a length of the fence by the fencer may be avoided.

[446] Where mesh panel fencing is required, this can be pre-fabricated, and the entire fence can be run out, tied off and strained by the fencer, then brought into engagement with the keepers and then finally strained and tied off, if required. This saves the fencer having to first thread plain wires through the holes of each post, then straining those wires, then attaching the mesh panel, and then having to strain the mesh panel.

[447] Another advantage of the present invention is that fence post assemblies can be readily added to, or removed from, an existing fence without having to cut any wires. A new fence post assembly is driven into the appropriate place and the wires are simply inserted into the slits of the keepers. Likewise, when removing a fence post, the wires are released from the post and the post is then removed.

[448] Also, in the event that a fence needs to be dismantled, the wires are simply released from the fence posts, unstrained and laid on the ground and rolled up. There is no need to cut any wires or need to feed them back along the entire length of fence through each hole in each post - often an impossible task on older fences and rarely undertaken due to time costs.

[449] Yet another advantage is that the fence can be readily relocated or recycled in that the wires or wire mesh panel can be easily detached from the posts without first cutting those wires.

[450] **Other Technical Advantages**

[451] The present invention provides significant technical advantages over prior art fence post assemblies. The indexing mechanism in its various embodiments, comprising operatively connected (male and female) indexing features, allows precise control of the retainer's movement along various different types of paths (e.g., linear, non-linear, curvilinear, arcuate, and rotational) – not just a rotational path – as well as specific angular ranges (e.g., 25 to 70 degrees), offering greater flexibility than the rotation-only mechanisms of prior art, such as US8540217. Also, by eliminating the need for separate travel limiters or stop pins, the present invention reduces the number of components, lowering manufacturing costs and complexity. Additionally, the inclusion of a biasing mechanism or urger, such as a spring, ensures the retainer automatically returns to the slit-blocking position, enhancing security and ease of use for assembling and disassembling barriers like fences. These improvements provide a more efficient, cost-effective, and versatile solution for securing post accessories.

[452] For some embodiments, such as for the post assembly 10I, keeper 4I and retainer assembly 5I of Figures 57 to 60, these deliver more than fifty percent greater strength than known post assemblies in that the retainer assembly 5I has a greater diameter pin shaft 60I, flange 710I and male indexing feature 70I. Also, with the indexing mechanism / indexing features being located above and very close to the rotational axis 57I of the retainer 50I and the central axis 65I of the pin shaft 6I, this positioning adds significant strength in that there are significantly less shearing forces through there being less leverage at play. Moreover, the aperture in the post serves not merely as a mounting hole, but as a functional female indexing feature, cooperating with the male features to establish a predefined orientation during assembly. This multi-feature system enhances positional accuracy, prevents over-rotation, and supports both manual and automated alignment without requiring visual inspection or external jigs. Advantageously, the shaft 60I and flange 710I (ie. shaft shoulder) extend co-axially, with each sharing an identical cross-sectional shape and angular orientation, differing only in diameter and axial length. The flange (shaft shoulder) 710I is of greater diameter than the shaft 60I and is the primary locating portion of the mount 6I, being sized to engage a face of the post arm 20I or section. The flange 710I controls the axial insertion depth of the retainer assembly 5I into the post arm 20I, ensuring geometry and physical features that enable consistent and repeatable automated mounting. The stepped profile provided by the flange 710I thus serves as a mechanical stop, fixing the retainer's 50I operative position relative to the slit 40I, while also defining the rotational axis 57I (pivot axis) for controlled movement. The smaller diameter shaft 6I extends from the opposite side of the retainer 50I and may support additional functional elements such as indexing stops, spring interfaces, or retention tabs. The use of symmetrical mount /shaft / flange geometry with length and diameter variation only enables simplified tooling, mirrored installation capability, precision indexing, and positional control and high speed.

[453] Other advantages of the post assembly, keeper or retainer assembly as exemplified include:

[454] 1. That the indexing mechanism minimizes the number of pins and apertures needed in post assembly manufacture, hence simplifying manufacture.

[455] 2. That the keeper requires a single pin. This does away with the need for a separate travel stop pin as used in prior art keepers, which requires additional materials and an additional manufacturing step.

[456] 3. That the limited rotating action, rocking action, linear movement or curvilinear movement is controlled without the need for an independent travel stop pin.

[457] 4. That the spring design as shown in Figures 57 to 60, for example, simplifies its installation.

[458] The manufacture of fence post assembly, due to advantages 1-4, more readily lends itself to automation.

[459] 5. That delivers more than fifty percent greater strength than known post assemblies or retainer assemblies with fewer components and greater repeatability, and ease of automation and manufacturability.

[460] In the present specification, the word 'comprising' and its derivatives including 'comprises' and 'comprise' include each of the stated integers but does not exclude the inclusion of one or more further integers.

[461] The terms "about" and "approximately" denote an interval of accuracy that a person skilled in the art will understand to still ensure the technical effect of the feature in question. The term typically indicates a deviation from the indicated numerical value of $\pm 10\%$, preferably $\pm 5\%$, more preferably $\pm 2\%$, and even more preferably $\pm 1\%$.

[462] Reference in this specification to any number range includes all possible numbers/numerical values falling within that range, and further includes all possible subranges falling within that range, context permitting.

[463] The reference in this specification to any prior publication (or information derived from it), or to any matter which is known, is not, and should not be taken as an acknowledgment or admission or any form of suggestion that that prior publication (or information derived from it) or known matter forms part of the common general knowledge in the field of endeavour to which this specification relates.

[464] Reference throughout this specification to 'one embodiment' or 'an embodiment' means that a particular feature, structure, or characteristic described in connection with the embodiment is included in at least one embodiment of the present invention. Thus, the appearance of the phrases 'in one embodiment' or 'in an embodiment' in various places throughout this specification are not necessarily all referring to the same embodiment. Furthermore, the particular features, structures, or characteristics may be combined in any suitable manner in one or more combinations.

[465] In compliance with the statute, the invention has been described in language more or less specific to structural or methodical features. It is to be understood that the invention is not limited to

specific features shown or described since the means herein described comprises preferred forms of putting the invention into effect. The invention is, therefore, claimed in any of its forms or modifications within the proper scope of the appended claims appropriately interpreted by those skilled in the art.

[466] It will be appreciated by those skilled in the art that various modifications and variations can be made in the present invention without departing from the scope of the invention. The invention is not limited to the specific embodiments described herein but encompasses all equivalents and modifications that fall within the scope of the appended claims and their equivalents, including variations in the design of the indexing mechanism, the types of post accessories, and the materials used for the post and retainer assembly.

[467] Preferred embodiments of the invention are defined in the numbered paragraphs below.

1. A post assembly capable of securing at least one post accessory, comprising:

a post comprising at least one longitudinally extending arm or section having a longitudinal edge; and

at least one keeper capable of securing at least one post accessory within the at least one arm or section, wherein the at least one keeper comprises:

a slit extending within the at least one arm or section from the longitudinal edge, capable of receiving the at least one post accessory;

a retainer assembly comprising:

a retainer; and

a mount securing the retainer adjacent to the at least one arm or section; and

an indexing mechanism configured to limit movement of the retainer relative to the at least one arm or section between a slit blocking position whereby the retainer extends across the slit, and a slit unblocking position whereby the retainer does not extend across the slit.

2. The post assembly of paragraph 1, wherein the indexing mechanism is configured to limit movement of the retainer: (i) along a linear path; (ii) along a non-linear path; (iii) along a curvilinear path; (iv) along an arcuate path; (v) about a rotational axis; (vi) in a rocking or oscillatory motion; (vii) in a reciprocating motion; or, any combination of (i) to (vii).

3. The post assembly of paragraph 2, wherein the indexing mechanism is configured to limit movement of the retainer (v) about the rotational axis or (vi) in the rocking or oscillatory motion:

through an angle up to about 90 degrees relative to the at least one arm or section; or

through an angle up to about 70 degrees relative to the at least one arm or section; or

through an angle up to about 65 degrees relative to the at least one arm or section; or

through an angle of at least about 8 degrees relative to the at least one arm or section; or

through an angle of at least about 8 degrees and up to about 90, about 70 or about 65 degrees relative to the at least one arm or section; or

through an angle of at least about 25 degrees and up to about 90, about 70 or about 65 degrees relative to the at least one arm or section; or

through an angle of about 25 to about 70 degrees relative to the at least one arm or section; or

through an angle of about 30 to about 65 degrees relative to the at least one arm or section; or

through an angle of about 30.75 degrees, about 32.48 degrees, about 32.76 degrees, or about 64.95 degrees.

4. The post assembly of paragraph 2 or paragraph 3, wherein the indexing mechanism:

is associated with, connected to, a feature of, or of integral construction with the retainer and the mount; or

is associated with, connected to, a feature of, or of integral construction with the retainer assembly and the at least one arm or section; or

is associated with, connected to, a feature of, or of integral construction with the retainer and the at least one arm or section; or

is associated with, connected to, a feature of, or of integral construction with the mount and the at least one arm or section.

5. The post assembly of paragraph 4, wherein the indexing mechanism comprises operatively connected indexing features.

6. The post assembly of paragraph 5, wherein the indexing features comprise at least one male indexing feature and at least one female indexing feature, and the at least one male indexing feature is locatable within, partly locatable within, receivable within, extendible within, able to rock, oscillate or reciprocate within, rotatable within, movable within, slidable within, located within, partly located within, received within, extends within, rocks, oscillates or reciprocates within or relative to, rotates within or relative to, moves within or relative to, or slides within or relative to the at least one female indexing feature.

7. The post assembly of paragraph 6, wherein the at least one male indexing feature is associated with, connected to, a feature of, or of integral construction with the mount, and the at least one female indexing feature is associated with, connected to, a feature of, or of integral construction with, the retainer.

8. The post assembly of paragraph 7, wherein:

the mount comprises a shaft and a central axis extending through the shaft, the retainer comprises a retainer mount opening through which the shaft, central axis and rotational axis extend, and the retainer rotates, rocks or oscillates about the shaft or rotational axis; or

the mount comprises a shaft, a central axis extending through the shaft, and a flange extending around or from the shaft, the retainer comprises a retainer mount opening through which the shaft, central axis and rotational axis extend, the flange extends within the retainer mount opening, and the retainer rotates, rocks or oscillates about the flange or rotational axis.

9. The post assembly of paragraph 8, wherein:

(1) the at least one male indexing feature comprises or is provided by the mount, the shaft, the flange, a shape of the mount, a shape of the shaft, or a shape of the flange; or

(2) the at least one male indexing feature comprises or is provided by a shape of the shaft or flange; or

(3) the at least one male indexing feature comprises or is provided by a shape of the shaft or flange, and the shaft or flange has an irregularly shaped circular circumference; or

(4a) the at least one male indexing feature comprises or is provided by a shape of the shaft or flange, and the shaft or flange has an irregularly shaped circular circumference comprising an irregular circumference part; or

(4b) the at least one male indexing feature comprises or is provided by a shape of the shaft or flange, and the shaft or flange has an irregularly shaped circular circumference comprising an irregular circumference part, wherein the irregular circumference part provides a first male formation of the at least one male indexing feature, and the irregularly shaped circular circumference excluding the first male formation provides a second male formation of the at least one male indexing feature; or

(5) the at least one male indexing feature comprises or is provided by a shape of the shaft or flange, and the shaft or flange is substantially D-shaped when viewed from an end of the shaft; or

(6) the at least one male indexing feature comprises or is provided by a shape of the shaft or flange, and the shaft or flange is in the shape of a major segment of a circle when viewed from an end of the shaft; or

(7a) the at least one male indexing feature comprises or is provided by a shape of the shaft or flange, the shaft or flange is in the shape of a major segment of a circle when viewed from an end of the shaft, and the major segment comprises a chord; or

(7b) the at least one male indexing feature comprises or is provided by a shape of the shaft or flange, the shaft or flange is in the shape of a major segment of a circle when viewed from an end of the shaft, and the major segment comprises a chord, wherein the chord provides a first male formation of the at least one male indexing feature, and the shape of the major segment excluding the first male formation corresponds to a second male formation of the at least one male indexing feature; or

(8a) the at least one male indexing feature comprises or is provided by the shaft or flange, and the shaft or flange comprises a horizontal cylindrical segment having an irregularly shaped circumference comprising a flattened part; or

(8b) the at least one male indexing feature comprises or is provided by the shaft or flange, and the shaft or flange comprises a horizontal cylindrical segment having an irregularly shaped circumference comprising a flattened part, wherein the flattened part provides a first male formation

of the at least one male indexing feature, and the irregularly shaped circumference excluding the first male formation provides a second male formation of the at least one male indexing feature; or

(A) the at least one female indexing feature comprises or is provided by the retainer or a shape of the retainer; or

(B) the at least one female indexing feature comprises or is provided by the retainer mount opening or a shape of the retainer mount opening; or

(C) the at least one female indexing feature comprises or is provided by a shape of the retainer mount opening comprising an irregularly shaped circular circumference; or

(D1) the at least one female indexing feature comprises or is provided by a shape of the retainer mount opening comprising an irregularly shaped circular circumference comprising an irregular circumference part; or

(D2) the at least one female indexing feature comprises or is provided by a shape of the retainer mount opening comprising an irregularly shaped circular circumference comprising an irregular circumference part, wherein the irregular circumference part provides a first female formation of the at least one female indexing feature, and the irregularly shaped circular circumference excluding the first female formation provides a second female formation of the at least one female indexing feature; or

(E1) the at least one female indexing feature comprises or is provided by a shape of the retainer mount opening comprising an irregularly shaped circular circumference comprising an irregular circumference part that includes a recess; or

(E2) the at least one female indexing feature comprises or is provided by a shape of the retainer mount opening comprising an irregularly shaped circular circumference comprising an irregular circumference part that includes a recess, wherein the recess provides a first female formation of the at least one female indexing feature, and the irregularly shaped circular circumference excluding the first female formation provides a second female formation of the at least one female indexing feature; or

(F) the at least one female indexing feature comprises or is provided by a shape of the retainer mount opening and the retainer mount opening is shaped as a notched circle; or

(G1) the at least one female indexing feature comprises or is provided by a shape of the retainer mount opening and the retainer mount opening is shaped as a notched circle comprising an irregular circumference part shaped by a notch; or

(G2) the at least one female indexing feature comprises or is provided by a shape of the retainer mount opening and the retainer mount opening is shaped as a notched circle comprising an irregular circumference part shaped by a notch, wherein the irregular circumference part provides a first female formation of the at least one female indexing feature, and the notched circle shape

excluding the first female formation provides a second female formation of the at least one female indexing feature; or

(H1) the at least one female indexing feature comprises or is provided by a shape of the retainer mount opening and the retainer mount opening is shaped as a notched circle comprising an irregular circumference part that includes a recess shaped by a notch; or

(H2) the at least one female indexing feature comprises or is provided by a shape of the retainer mount opening and the retainer mount opening is shaped as a notched circle comprising an irregular circumference part that includes a recess shaped by a notch, wherein the recess provides a first female formation of the at least one female indexing feature, and an open area defined by the notched circle shape excluding the first female formation provides a second female formation of the at least one female indexing feature; or

(I1) the at least one female indexing feature comprises or is provided by a shape of the retainer mount opening, and the retainer mount opening is shaped as a notched circle comprising an irregular circumference part which generally extends towards a centre of the notched circle or towards the rotational axis; or

(I2) the at least one female indexing feature comprises or is provided by a shape of the retainer mount opening, and the retainer mount opening is shaped as a notched circle comprising an irregular circumference part which generally extends towards a centre of the notched circle or towards the rotational axis, wherein the irregular circumference part provides a first female formation of the at least one female indexing feature, and the notched circle shape excluding the first female formation provides a second female formation of the at least one female indexing feature; or

(J1) the at least one female indexing feature comprises or is provided by a shape of the retainer mount opening, and the retainer mount opening is shaped as a notched circle comprising an irregular circumference part shaped by a wedge-shaped notch; or

(J2) the at least one female indexing feature comprises or is provided by a shape of the retainer mount opening, and the retainer mount opening is shaped as a notched circle comprising an irregular circumference part shaped by a wedge-shaped notch, wherein the irregular circumference part provides a first female formation of the at least one female indexing feature, and the notched circle shape excluding the first female formation provides a second female formation of the at least one female indexing feature; or

(K1) the at least one female indexing feature comprises or is provided by a shape of the retainer mount opening and the retainer mount opening is shaped as a notched circle comprising an irregular circumference part that includes a recess shaped by a wedge-shaped notch; or

(K1) the at least one female indexing feature comprises or is provided by a shape of the retainer mount opening and the retainer mount opening is shaped as a notched circle comprising an irregular circumference part that includes a recess shaped by a wedge-shaped notch, wherein the

recess provides a first female formation of the at least one female indexing feature, and an open area defined by the notched circle shape excluding the first female formation provides a second female formation of the at least one female indexing feature; or

(L1) the at least one female indexing feature comprises or is provided by a shape of the retainer mount opening and the retainer mount opening comprises an irregularly shaped circular circumference that includes a recess; or

(L2) the at least one female indexing feature comprises or is provided by a shape of the retainer mount opening and the retainer mount opening comprises an irregularly shaped circular circumference that includes a recess, wherein the recess provides a first female formation of the at least one female indexing feature, and an open area defined by the irregularly shaped circular circumference excluding the first female formation provides a second female formation of the at least one female indexing feature; or

(1) the at least one male indexing feature comprises or is provided by the mount, shape of the mount, shaft, shape of the shaft, flange, or shape of the flange, and the at least one female indexing feature comprises or is provided by the retainer, shape of the retainer, retainer mount opening, or shape of the retainer mount opening; or

(2) the at least one male indexing feature comprises or is provided by a shape of the shaft or flange, the at least one female indexing feature comprises or is provided by a shape of the retainer mount opening, and the shaft or flange and retainer mount opening are each of an irregular circular shape comprising an irregularly shaped circumference; or

(3a) the at least one male indexing feature comprises or is provided by a shape of the shaft or flange, the at least one female indexing feature comprises or is provided by a shape of the retainer mount opening, and the shaft or flange and retainer mount opening are each of an irregular circular shape comprising an irregularly shaped circumference comprising an irregular circumference part; or

(3b) the at least one male indexing feature comprises or is provided by a shape of the shaft or flange, the at least one female indexing feature comprises or is provided by a shape of the retainer mount opening, and the shaft or flange and retainer mount opening are each of an irregular circular shape comprising an irregularly shaped circumference comprising an irregular circumference part, wherein: the irregular circumference part of the shaft or flange provides a first male formation of the at least one male indexing feature; the irregular circumference part of the retainer mount opening provides a first female formation of the at least one female indexing feature; and, the first male formation rocks, oscillates or rotates into and out of the first female formation; or

(3c) the at least one male indexing feature comprises or is provided by a shape of the shaft or flange, the at least one female indexing feature comprises or is provided by a shape of the retainer mount opening, and the shaft or flange and retainer mount opening are each of an irregular circular shape comprising an irregularly shaped circumference comprising an irregular circumference part,

wherein: the irregular circumference part of the shaft or flange provides a first male formation of the at least one male indexing feature; the irregularly shaped circumference excluding the first male formation provides a second male formation of the at least one male indexing feature; the irregular circumference part of the retainer mount opening provides a first female formation of the at least one female indexing feature; the irregularly shaped circumference excluding the first female formation provides a second female formation of the at least one female indexing feature; and, the first male formation rocks, oscillates or rotates into and out of the first female formation; or

(4) the at least one male indexing feature comprises or is provided by the shaft or flange, the shaft or flange comprises a horizontal cylindrical segment having an irregularly shaped circumference comprising a flattened part, and the at least one female indexing feature comprises or is provided by the retainer mount opening comprising the shape of a notched circle; or

(5a) the at least one male indexing feature comprises or is provided by the shaft or flange, the shaft or flange comprises a horizontal cylindrical segment having an irregularly shaped circumference comprising a flattened part, the at least one female indexing feature comprises or is provided by the retainer mount opening comprising the shape of a notched circle comprising an irregular circumference part and recess shaped by a notch; or

(5b) the at least one male indexing feature comprises or is provided by the shaft or flange, the shaft or flange comprises a horizontal cylindrical segment having an irregularly shaped circumference comprising a flattened part, the at least one female indexing feature comprises or is provided by the retainer mount opening comprising the shape of a notched circle comprising an irregular circumference part and recess shaped by a notch, wherein: the flattened part provides a first male formation of the at least one male indexing feature; the recess provides a first female formation of the at least one female indexing feature; and, the first male formation rocks, oscillates or rotates into and out of the first female formation; or

(5c) the at least one male indexing feature comprises or is provided by the shaft or flange, the shaft or flange comprises a horizontal cylindrical segment having an irregularly shaped circumference comprising a flattened part, the at least one female indexing feature comprises or is provided by the retainer mount opening comprising the shape of a notched circle comprising an irregular circumference part and recess shaped by a notch, wherein: the flattened part provides a first male formation of the at least one male indexing feature; the irregularly shaped circumference excluding the first male formation provides a second male formation of the at least one male indexing feature; the recess provides a first female formation of the at least one female indexing feature; the notched circle shape excluding the first female formation provides a second female formation of the at least one female indexing feature; and, the first male formation rocks, oscillates or rotates into and out of the first female formation; or

(6a) the at least one male indexing feature comprises or is provided by the shaft or flange, the shaft or flange comprises a horizontal cylindrical segment having an irregularly shaped circumference comprising a flattened part, the at least one female indexing feature comprises or is provided by the retainer mount opening comprising the shape of a notched circle comprising an irregular circumference, a part of which extends towards a centre of the notched circle or rotational axis, and a recess shaped by a notch; or

(6b) the at least one male indexing feature comprises or is provided by the shaft or flange, the shaft or flange comprises a horizontal cylindrical segment having an irregularly shaped circumference comprising a flattened part, the at least one female indexing feature comprises or is provided by the retainer mount opening comprising the shape of a notched circle comprising an irregular circumference, a part of which extends towards a centre of the notched circle or rotational axis, and a recess shaped by a notch, wherein: the flattened part provides a first male formation of the at least one male indexing feature; the recess provides a first female formation of the at least one female indexing feature; and, the first male formation rocks, oscillates or rotates into and out of the first female formation; or

(6c) the at least one male indexing feature comprises or is provided by the shaft or flange, the shaft or flange comprises a horizontal cylindrical segment having an irregularly shaped circumference comprising a flattened part, the at least one female indexing feature comprises or is provided by the retainer mount opening comprising the shape of a notched circle comprising an irregular circumference, a part of which extends towards a centre of the notched circle or rotational axis, and a recess shaped by a notch, wherein: the flattened part provides a first male formation of the at least one male indexing feature; the irregularly shaped circumference excluding the first male formation provides a second male formation of the at least one male indexing feature; the recess provides a first female formation of the at least one female indexing feature; the notched circle shape excluding the first female formation provides a second female formation of the at least one female indexing feature; and, the first male formation rocks, oscillates or rotates into and out of the first female formation; or

(7a) the at least one male indexing feature comprises or is provided by the shaft or flange, the shaft or flange comprises a horizontal cylindrical segment having an irregularly shaped circumference comprising a flattened part, the at least one female indexing feature comprises or is provided by the retainer mount opening comprising the shape of a notched circle comprising an irregular circumference part and recess shaped by a wedge-shaped notch; or

(7b) the at least one male indexing feature comprises or is provided by the shaft or flange, the shaft or flange comprises a horizontal cylindrical segment having an irregularly shaped circumference comprising a flattened part, the at least one female indexing feature comprises or is provided by the retainer mount opening comprising the shape of a notched circle comprising an irregular circumference part and recess shaped by a wedge-shaped notch, wherein: the flattened part provides

a first male formation of the at least one male indexing feature; the recess provides a first female formation of the at least one female indexing feature; and, the first male formation rocks, oscillates or rotates into and out of the first female formation; or

(7c) the at least one male indexing feature comprises or is provided by the shaft or flange, the shaft or flange comprises a horizontal cylindrical segment having an irregularly shaped circumference comprising a flattened part, the at least one female indexing feature comprises or is provided by the retainer mount opening comprising the shape of a notched circle comprising an irregular circumference part and recess shaped by a wedge-shaped notch, wherein: the flattened part provides a first male formation of the at least one male indexing feature; the irregularly shaped circumference excluding the first male formation provides a second male formation of the at least one male indexing feature; the recess provides a first female formation of the at least one female indexing feature; the notched circle shape excluding the first female formation provides a second female formation of the at least one female indexing feature; and, the first male formation rocks, oscillates or rotates into and out of the first female formation.

10. The post assembly of paragraph 9, wherein:

- (a) the first male formation is positioned closer to a top of the post than the rotational axis; or
- (b) the first female formation is positioned closer to a top of the post than the rotational axis;

or

(c) the first male formation and the first female formation are positioned closer to a top of the post than the rotational axis.

11. The post assembly of paragraph 8, wherein the mount further comprises a projection extending from the shaft or flange within the retainer mount opening, and the retainer rotates, rocks or oscillates about or relative to the projection.

12. The post assembly of paragraph 11, wherein:

(1) the at least one male indexing feature comprises or is provided by the projection, the projection and shaft, the projection and flange, or the projection, shaft and flange; or

(2) the at least one female indexing feature comprises or is provided by the retainer, a shape of the retainer, retainer mount opening, or a shape of the retainer mount opening; or

(3) the at least one male indexing feature comprises or is provided by the projection, the projection and shaft, the projection and flange, or the projection, shaft and flange, and the at least one female indexing feature comprises or is provided by a shape of the retainer mount opening; or

(4) the at least one male indexing feature comprises or is provided by the projection, the projection and shaft, the projection and flange, or the projection, shaft and flange, the projection is in the shape of a sector of a circular annulus when viewed from an end of the shaft, the at least one female indexing feature comprises or is provided by a shape of the retainer mount opening comprising

a recess, the recess is in the shape of sector of a circular annulus, and the projection rocks, oscillates or rotates within the recess; or

(5) the at least one male indexing feature comprises or is provided by the projection, the projection and shaft, the projection and flange, or the projection, shaft and flange, and the at least one female indexing feature comprises or is provided by a shape of the retainer mount opening comprising a recess, wherein: the projection provides a first male formation of the at least one male indexing feature; the recess provides a first female formation of the at least one female indexing feature; and, the first male formation rocks, oscillates or rotates into and out of the first female formation.

(6) the at least one male indexing feature comprises or is provided by the projection, the projection and shaft, the projection and flange, or the projection, shaft and flange, and the at least one female indexing feature comprises or is provided by a shape of the retainer mount opening comprising a recess, wherein: the projection provides a first male formation of the at least one male indexing feature; the shaft and/or flange provide a second male formation of the at least one male indexing feature; the recess provides a first female formation of the at least one female indexing feature; the shape of the retainer mount opening excluding the first female formation provides a second female formation of the at least one female indexing feature; and, the first male formation rocks, oscillates or rotates into and out of the first female formation.

13. The post assembly of paragraph 12, wherein:

- (a) the projection is positioned closer to a top of the post than the rotational axis; or
- (b) the recess is positioned closer to a top of the post than the rotational axis; or
- (c) the projection and recess are positioned closer to a top of the post than the rotational axis;

or

- (d) the projection extends from the shaft or flange towards a top of the post; or
- (e) the projection extends from the shaft or flange only towards a top of the post; or
- (f) the first male formation and the first female formation are positioned closer to a top of the

post than the rotational axis.

14. The post assembly of paragraph 6, wherein the at least one female indexing feature is associated with, connected to, a feature of, or of integral construction with the mount, and the at least one male indexing feature is associated with, connected to, a feature of, or of integral construction with, the retainer.

15. The post assembly of paragraph 14, wherein:

the mount comprises a shaft and a central axis extending through the shaft, the retainer comprises a retainer mount opening through which the shaft, central axis and rotational axis extend, and the retainer rotates, rocks or oscillates about the shaft or rotational axis; or

the mount comprises a shaft, a central axis extending through the shaft, and a flange extending around or from the shaft, the retainer comprises a retainer mount opening through which the shaft,

central axis and rotational axis extend, the flange extends within the retainer mount opening, and the retainer rotates, rocks or oscillates about the flange or rotational axis.

16. The post assembly of paragraph 15, wherein:

(1) the at least one female indexing feature comprises or is provided by the mount, the shaft, the flange, a shape of the mount, a shape of the shaft, or a shape of the flange; or

(2) the at least one female indexing feature comprises or is provided by a shape of the shaft or flange; or

(3) the at least one female indexing feature comprises or is provided by a shape of the shaft or flange, and the shaft or flange has an irregularly shaped circular circumference; or

(4a) the at least one female indexing feature comprises or is provided by a shape of the shaft or flange, and the shaft or flange has an irregularly shaped circular circumference comprising an irregular circumference part; or

(4b) the at least one female indexing feature comprises or is provided by a shape of the shaft or flange, and the shaft or flange has an irregularly shaped circular circumference comprising an irregular circumference part, wherein the irregular circumference part provides a first female formation of the at least one female indexing feature; or

(5) the at least one female indexing feature comprises or is provided by a shape of the shaft or flange, and the shaft or flange is in the shape of a notched circle when viewed from an end of the shaft; or

(6a) the at least one female indexing feature comprises or is provided by a shape of the shaft or flange, the shaft or flange is in the shape of a notched circle, and the notch is in the shape of a sector of a circular annulus when viewed from an end of the shaft; or

(6b) the at least one female indexing feature comprises or is provided by a shape of the shaft or flange, the shaft or flange is in the shape of a notched circle, and the notch is in the shape of a sector of a circular annulus when viewed from an end of the shaft, wherein the notch provides a first female formation of the at least one female indexing feature; or

(A) the at least one male indexing feature comprises or is provided by the retainer or a shape of the retainer; or

(B) the at least one male indexing feature comprises or is provided by the retainer mount opening or a shape of the retainer mount opening; or

(C) the at least one male indexing feature comprises or is provided by a shape of the retainer mount opening comprising an irregularly shaped circular circumference; or

(D1) the at least one male indexing feature comprises or is provided by a shape of the retainer mount opening comprising an irregularly shaped circular circumference comprising an irregular circumference part; or

(D2) the at least one male indexing feature comprises or is provided by a shape of the retainer mount opening comprising an irregularly shaped circular circumference comprising an irregular circumference part, wherein the irregular circumference part provides a first male formation of the at least one male indexing feature; or

(E1) the at least one male indexing feature comprises or is provided by a shape of the retainer mount opening comprising an irregularly shaped circular circumference comprising an irregular circumference part that includes a projection; or

(E2) the at least one male indexing feature comprises or is provided by a shape of the retainer mount opening comprising an irregularly shaped circular circumference comprising an irregular circumference part that includes a projection, wherein the projection provides a first male formation of the at least one male indexing feature; or

(F) the at least one male indexing feature comprises or is provided by a shape of the retainer mount opening and the retainer mount opening is shaped as a notched circle; or

(G1) the at least one male indexing feature comprises or is provided by a shape of the retainer mount opening and the retainer mount opening is shaped as a notched circle comprising an irregular circumference part shaped by a notch; or

(G2) the at least one male indexing feature comprises or is provided by a shape of the retainer mount opening and the retainer mount opening is shaped as a notched circle comprising an irregular circumference part shaped by a notch, wherein the irregular circumference part provides a first male formation of the at least one male indexing feature; or

(H1) the at least one male indexing feature comprises or is provided by a shape of the retainer mount opening and the retainer mount opening is shaped as a notched circle comprising an irregular circumference part that includes a projection shaped by a notch; or

(H2) the at least one male indexing feature comprises or is provided by a shape of the retainer mount opening and the retainer mount opening is shaped as a notched circle comprising an irregular circumference part that includes a projection shaped by a notch, wherein the projection provides a first male formation of the at least one male indexing feature; or

(I1) the at least one male indexing feature comprises or is provided by a shape of the retainer mount opening, and the retainer mount opening is shaped as a notched circle comprising an irregular circumference part which generally extends towards a centre of the notched circle or towards the rotational axis; or

(I2) the at least one male indexing feature comprises or is provided by a shape of the retainer mount opening, and the retainer mount opening is shaped as a notched circle comprising an irregular circumference part which generally extends towards a centre of the notched circle or towards the rotational axis, wherein the irregular circumference part provides a first male formation of the at least one male indexing feature; or

(J1) the at least one male indexing feature comprises or is provided by a shape of the retainer mount opening, and the retainer mount opening is shaped as a notched circle comprising an irregular circumference part shaped by a truncated wedge-shaped notch; or

(J2) the at least one male indexing feature comprises or is provided by a shape of the retainer mount opening, and the retainer mount opening is shaped as a notched circle comprising an irregular circumference part shaped by a truncated wedge-shaped notch, wherein the notch provides a first male formation of the at least one male indexing feature; or

(K1) the at least one male indexing feature comprises or is provided by a shape of the retainer mount opening and the retainer mount opening is shaped as a notched circle comprising an irregular circumference part that includes a projection shaped by a truncated wedge-shaped notch; or

(K2) the at least one male indexing feature comprises or is provided by a shape of the retainer mount opening and the retainer mount opening is shaped as a notched circle comprising an irregular circumference part that includes a projection shaped by a truncated wedge-shaped notch, wherein the projection provides a first male formation of the at least one male indexing feature; or

(L1) the at least one male indexing feature comprises or is provided by a shape of the retainer mount opening, the retainer mount opening is shaped as a notched circle comprising an irregular circumference part that includes a projection in the shape of a sector of a circular annulus; or

(L2) the at least one male indexing feature comprises or is provided by a shape of the retainer mount opening, the retainer mount opening is shaped as a notched circle comprising an irregular circumference part that includes a projection in the shape of a sector of a circular annulus, wherein the projection provides a first male formation of the at least one male indexing feature; or

(1) the at least one female indexing feature comprises or is provided by the mount, shape of the mount, shaft, shape of the shaft, flange or shape of the flange, and the at least one male indexing feature comprises or is provided by the retainer, shape of the retainer, retainer mount opening, or shape of the retainer mount opening; or

(2) the at least one female indexing feature comprises or is provided by a shape of the shaft or flange, the at least one male indexing feature comprises or is provided by a shape of the retainer mount opening, and the shaft or flange and retainer mount opening are each of an irregular circular shape comprising an irregularly shaped circumference; or

(3a) the at least one female indexing feature comprises or is provided by a shape of the shaft or flange, the at least one male indexing feature comprises or is provided by a shape of the retainer mount opening, and the shaft or flange and retainer mount opening are each of an irregular circular shape comprising an irregularly shaped circumference comprising an irregular circumference part; or

(3b) the at least one female indexing feature comprises or is provided by a shape of the shaft or flange, the at least one male indexing feature comprises or is provided by a shape of the retainer mount opening, and the shaft or flange and retainer mount opening are each of an irregular circular

shape comprising an irregularly shaped circumference comprising an irregular circumference part, wherein: the irregular circumference part of the shaft or flange provides a first female formation of the at least one female indexing feature; the irregular circumference part of the retainer mount opening provides a first male formation of the at least one male indexing feature; and, the first male formation rocks, oscillates or rotates within the first female formation; or

(4) the at least one female indexing feature comprises or is provided by the shaft or flange, the shaft or flange comprises an irregular cylinder having an irregularly shaped circumference comprising a recess, and the at least one male indexing feature comprises or is provided by the retainer mount opening comprising the shape of a notched circle; or

(5a) the at least one female indexing feature comprises or is provided by the shaft or flange, the shaft or flange comprises an irregular cylinder having an irregularly shaped circumference comprising a recess, and the at least one male indexing feature comprises or is provided by the retainer mount opening comprising the shape of a notched circle comprising an irregular circumference part shaped by a notch; or

(5b) the at least one female indexing feature comprises or is provided by the shaft or flange, the shaft or flange comprises an irregular cylinder having an irregularly shaped circumference comprising a recess, and the at least one male indexing feature comprises or is provided by the retainer mount opening comprising the shape of a notched circle comprising an irregular circumference part shaped by a notch, wherein: the recess provides a first female formation of the at least one female indexing feature; the irregular circumference part of the retainer mount opening provides a first male formation of the at least one male indexing feature; and, the first male formation rocks, oscillates or rotates within the first female formation; or

(6a) the at least one female indexing feature comprises or is provided by the shaft or flange, the shaft or flange comprises an irregular cylinder having an irregularly shaped circumference comprising a recess, the at least one male indexing feature comprises or is provided by the retainer mount opening comprising the shape of a notched circle comprising an irregular circumference part and projection shaped by a notch; or

(6b) the at least one female indexing feature comprises or is provided by the shaft or flange, the shaft or flange comprises an irregular cylinder having an irregularly shaped circumference comprising a recess, the at least one male indexing feature comprises or is provided by the retainer mount opening comprising the shape of a notched circle comprising an irregular circumference part and projection shaped by a notch, wherein: the recess provides a first female formation of the at least one female indexing feature; the projection provides a first male formation of the at least one male indexing feature; and, the first male formation rocks, oscillates or rotates within the first female formation; or

(7a) the at least one female indexing feature comprises or is provided by the shaft or flange, the shaft or flange comprises an irregular cylinder having an irregularly shaped circumference comprising a recess, the at least one male indexing feature comprises or is provided by the retainer mount opening comprising the shape of a notched circle comprising an irregular circumference, a part of which extends towards a centre of the notched circle or rotational axis shaped by a notch; or

(7b) the at least one female indexing feature comprises or is provided by the shaft or flange, the shaft or flange comprises an irregular cylinder having an irregularly shaped circumference comprising a recess, the at least one male indexing feature comprises or is provided by the retainer mount opening comprising the shape of a notched circle comprising an irregular circumference, a part of which extends towards a centre of the notched circle or rotational axis shaped by a notch, wherein: the recess provides a first female formation of the at least one female indexing feature; the irregular circumference part provides a first male formation of the at least one male indexing feature; and, the first male formation rocks, oscillates or rotates within the first female formation; or

(8a) the at least one female indexing feature comprises or is provided by the shaft or flange, the shaft or flange comprises an irregular cylinder having an irregularly shaped circumference comprising a recess, the at least one male indexing feature comprises or is provided by the retainer mount opening comprising the shape of a notched circle comprising an irregular circumference part and projection shaped by a truncated wedge-shaped notch; or

(8a) the at least one female indexing feature comprises or is provided by the shaft or flange, the shaft or flange comprises an irregular cylinder having an irregularly shaped circumference comprising a recess, the at least one male indexing feature comprises or is provided by the retainer mount opening comprising the shape of a notched circle comprising an irregular circumference part and projection shaped by a truncated wedge-shaped notch, wherein: the recess provides a first female formation of the at least one female indexing feature; the projection provides a first male formation of the at least one male indexing feature; and, the first male formation rocks, oscillates or rotates within the first female formation; or

(9a) the at least one female indexing feature comprises or is provided by the shaft or flange, the shaft or flange comprises an irregular cylinder having an irregularly shaped circumference comprising a recess, and the at least one male indexing feature comprises or is provided by the retainer mount opening comprising the shape of a notched circle comprising a projection shaped by a notch; or

(9b) the at least one female indexing feature comprises or is provided by the shaft or flange, the shaft or flange comprises an irregular cylinder having an irregularly shaped circumference comprising a recess, the at least one male indexing feature comprises or is provided by the retainer mount opening comprising the shape of a notched circle comprising a projection shaped by a notch, wherein: the recess provides a first female formation of the at least one female indexing feature; the

projection provides a first male formation of the at least one male indexing feature; and, the first male formation rocks, oscillates or rotates within the first female formation; or

(10a) the at least one female indexing feature comprises or is provided by the shaft or flange, the shaft or flange comprises an irregular cylinder having an irregularly shaped circumference comprising a recess in the shape of a sector of a circular annulus, the at least one male indexing feature comprises or is provided by the retainer mount opening comprising the shape of a notched circle comprising a projection in the shape of a sector of a circular annulus shaped by a notch; or

(10b) the at least one female indexing feature comprises or is provided by the shaft or flange, the shaft or flange comprises an irregular cylinder having an irregularly shaped circumference comprising a recess in the shape of a sector of a circular annulus, the at least one male indexing feature comprises or is provided by the retainer mount opening comprising the shape of a notched circle comprising a projection in the shape of a sector of a circular annulus shaped by a notch, wherein: the recess provides a first female formation of the at least one female indexing feature; the projection provides a first male formation of the at least one male indexing feature; and, the first male formation rocks, oscillates or rotates within the first female formation.

17. The post assembly of paragraph 16, wherein:

- (a) the first male formation is positioned closer to a top of the post than the rotational axis; or
- (b) the first female formation is positioned closer to a top of the post than the rotational axis;

or

(c) the first male formation and the first female formation are positioned closer to a top of the post than the rotational axis.

18. The post assembly of any one of paragraphs 1 to 17, wherein the at least one keeper or the retainer assembly comprises an urger or biasing mechanism for urging or biasing the retainer to the slit blocking position, wherein preferably the urger or biasing mechanism comprises a spring that urges or biases the retainer to the slit blocking position.

19. The post assembly of paragraph 6, wherein the at least one male indexing feature is associated with, connected to, a feature of, or of integral construction with the mount, and the at least one female indexing feature is associated with, connected to, a feature of, or of integral construction with, the at least one arm or section.

20. The post assembly of paragraph 7, wherein the mount comprises a shaft and the retainer is connected to the shaft.

21. The post assembly of paragraph 20, wherein:

- (1) the at least one male indexing feature comprises or is provided by the mount or the shaft;

or

- (2) the at least one male indexing feature comprises or is provided by the shaft; or

(3) the at least one male indexing feature comprises or is provided by the shaft and the shaft is not rotatable relative to the female indexing feature; or

(4) the at least one male indexing feature comprises or is provided by the shaft, the shaft is connected to the retainer, and the shaft is not rotatable relative to the retainer; or

(A) the at least one female indexing feature comprises or is provided by the at least one arm or section; or

(B) the at least one female indexing feature comprises or is provided by an opening in the at least one arm or section; or

(C) the at least one female indexing feature comprises or is provided by an elongated opening in the at least one arm or section; or

(D) the at least one female indexing feature comprises or is provided by an elongated opening in the at least one arm or section that extends perpendicularly of the longitudinal edge; or

(E) the at least one female indexing feature comprises or is provided by an elongated opening in the at least one arm or section that extends diagonally relative to the longitudinal edge; or

(F) the at least one female indexing feature comprises or is provided by an elongated opening in the at least one arm or section that extends curvilinearly relative to the longitudinal edge; or

(G) the at least one female indexing feature comprises or is provided by a slot or slit in the at least one arm or section; or

(H) the at least one female indexing feature comprises or is provided by a slot or slit in the at least one arm or section that extends perpendicularly of the longitudinal edge; or

(I) the at least one female indexing feature comprises or is provided by a slot or slit in the at least one arm or section that extends curvilinearly relative to the longitudinal edge; or

(J) the at least one female indexing feature comprises or is provided by a slot or slit in the at least one arm or section that extends diagonally relative to the longitudinal edge; or

(K) the at least one female indexing feature comprises or is provided by a slot or slit in the at least one arm or section that extends curvilinearly relative to the longitudinal edge; or

(L) the at least one female indexing feature comprises or is provided by an elongated opening in the at least one arm or section that extends curvilinearly relative to the longitudinal edge; or

(1) the at least one male indexing feature comprises or is provided by the mount or shaft, and the at least one female indexing feature comprises or is provided by the at least one arm or section; or

(2a) the at least one male indexing feature comprises or is provided by the shaft, and the at least one female indexing feature comprises or is provided by a slot or slit in the at least one arm or section; or

(2b) the at least one male indexing feature comprises or is provided by the shaft, the at least one female indexing feature comprises or is provided by a slot or slit in the at least one arm or section, and the shaft extends through the slot or slit and is slidable within the slot or slit; or

(3a) the at least one male indexing feature comprises or is provided by the shaft, and the at least one female indexing feature comprises or is provided by a slot or slit in the at least one arm or section that extends perpendicularly of, diagonally relative to, or curvilinearly relative to the longitudinal edge; or

(3b) the at least one male indexing feature comprises or is provided by the shaft, the at least one female indexing feature comprises or is provided by a slot or slit in the at least one arm or section that extends perpendicularly of, diagonally or curvilinearly relative to, the longitudinal edge, and the shaft extends through the slot or slit and is slidable within the slot or slit.

22. The post assembly of paragraph 20 or paragraph 21, wherein the retainer comprises at least one retainer body connected to the mount or shaft.

23. The post assembly of paragraph 21, wherein the at least one retainer body extends alongside a face of the at least one arm or section.

24. The post assembly of paragraph 22, wherein the retainer comprises two retainer bodies connected to the mount or shaft, and each said retainer body extends alongside a face of the at least one arm or section.

25. The post assembly of any one of paragraphs 19 to 24, wherein the at least one keeper or the retainer assembly comprises an urger or biasing mechanism for urging or biasing the retainer to the slit blocking position.

26. The post assembly of paragraph 25, wherein the urger or biasing mechanism comprises a spring extending between the mount or shaft and the at least one arm or section.

27. The post assembly of paragraph 26, wherein the spring comprises an arm or section-engaging end and a mount-engaging end.

28. The post assembly of paragraph 26 or paragraph 27, wherein the spring extends within an elongated opening, slot or slit in the at least one arm or section through which opening, slot or slit the shaft extends.

29. The post assembly of any one of paragraphs 1 to 28, wherein:

the indexing mechanism obviates the need for a travel limiter or travel stop for limiting movement of the retainer between the slit blocking and slit unblocking positions; or

other than the indexing mechanism, the post assembly lacks a further travel limiter or travel stop for limiting movement of the retainer between the slit blocking and slit unblocking positions.

30. A retainer assembly for securing a post accessory, comprising:

a retainer comprising at least one first indexing feature of an indexing mechanism; and

a mount adapted to secure the retainer adjacent to a longitudinally extending arm or section of a post comprising a slit extending within the arm or section from a longitudinal edge of the arm or section that is capable of receiving the post accessory,

wherein the indexing mechanism is configured to allow limited movement of the retainer relative to the arm or section between a slit blocking position whereby the retainer extends across the slit, and a slit unblocking position whereby the retainer does not extend across the slit.

31. The retainer assembly of paragraph 30, wherein the mount comprises at least one second indexing feature of the indexing mechanism operatively connected to the at least one first indexing feature, or the arm or section of the post comprises at least one second indexing feature of the indexing mechanism operatively connected to the at least one first indexing feature.

32. The retainer assembly of paragraph 31, wherein the retainer is rotatable about a rotational axis, the at least one second indexing feature is a male indexing feature comprising a first male formation, the at least one first indexing feature is a female indexing feature comprising a first female formation, and the first male formation and the first female formation are positioned closer to a top of the post than the rotational axis.

33. A retainer assembly adapted to secure a post accessory, comprising:

a retainer rotatable about a rotational axis, and comprising a first indexing feature of an indexing mechanism;

a mount comprising a central axis and a second indexing feature of the indexing mechanism, wherein the mount is adapted to secure the retainer adjacent to a longitudinally extending arm or section of a post, and the post comprises a top, a bottom and a slit extending within the arm or section from a longitudinal edge of the arm or section that is capable of receiving the post accessory; and

a spring engaging both the mount and the retainer,

wherein the indexing mechanism is configurable to allow limited rotation of the retainer relative to the arm or section between a slit blocking position whereby the retainer extends across the slit, and a slit unblocking position whereby the retainer does not extend across the slit, and wherein the spring urges the retainer to the slit blocking position.

34. The retainer assembly of paragraph 33, wherein the spring extends between the retainer and the arm or the section of the post as well as at least partway around a shaft of the mount, and the spring comprises a retainer-engaging end that is connected to the retainer.

35. The retainer assembly of paragraph 33 or paragraph 34, wherein the second indexing feature is a male indexing feature comprising a first male formation, the first indexing feature is a female indexing feature comprising a first female formation, and the first male formation and the first female formation are positionable closer to a top of the post than the rotational axis.

36. The retainer assembly according to any one of paragraphs 30 to 35 for use or when used with a post, preferably a fence post.

37. A method of constructing a barrier, said method comprising the steps of:

securing at least one post assembly to a surface, wherein the at least one post assembly is as defined according to any one of paragraphs 1 to 29; and

engaging at least one post accessory with at least one keeper of the at least one post assembly such that the at least one keeper secures the at least one post accessory relative to the post of the at least one post assembly, to thereby construct a barrier.

38. A post accessory when used with the post assembly as defined according to any one of paragraphs 1 to 29, or when used with the retainer assembly as defined according to any one of paragraphs 30 to 36, or when used in the method according to paragraph 37.

[468] Preferred embodiments of the invention are also defined in the numbered paragraphs below.

1. A retainer assembly adapted to secure a post accessory, comprising:

a retainer rotatable about a rotational axis, and comprising a first indexing feature of an indexing mechanism;

a mount comprising a central axis and a second indexing feature of the indexing mechanism, wherein the mount is adapted to secure the retainer adjacent to a longitudinally extending arm or section of a post, and the post comprises a top, a bottom and a slit extending within the arm or section from a longitudinal edge of the arm or section that is capable of receiving the post accessory; and

a spring engaging both the mount and the retainer,

wherein the indexing mechanism is configurable to allow limited rotation of the retainer relative to the arm or section between a slit blocking position whereby the retainer extends across the slit, and a slit unblocking position whereby the retainer does not extend across the slit, and wherein the spring urges the retainer to the slit blocking position.

2. The retainer assembly of paragraph 1, wherein the first and second indexing features comprise at least one male indexing feature and at least one female indexing feature, and are configured to limit rotation of the retainer in a rocking, reciprocating or oscillatory motion.

3. The retainer assembly of paragraph 2, wherein:

the mount comprises a shaft and the central axis extends through the shaft, the retainer comprises a retainer mount opening through which the shaft, central axis and rotational axis extend, and the retainer rotates about the shaft or rotational axis; or

the mount comprises a shaft, the central axis extends through the shaft, and a flange extends around or from the shaft or comprises part of the shaft, the retainer comprises a retainer mount opening through which the shaft, central axis and rotational axis extend, the flange extends within the retainer mount opening, and the retainer rotates about the flange or rotational axis.

4. The retainer assembly of paragraph 3, wherein:

(1) the at least one male indexing feature comprises or is provided by the mount, the shaft, the flange, a shape of the mount, a shape of the shaft, or a shape of the flange; or

(2) the at least one male indexing feature comprises or is provided by a shape of the shaft or flange; or

(3) the at least one male indexing feature comprises or is provided by a shape of the shaft or flange, and the shaft or flange has an irregularly shaped circular circumference; or

(4a) the at least one male indexing feature comprises or is provided by a shape of the shaft or flange, and the shaft or flange has an irregularly shaped circular circumference comprising an irregular circumference part; or

(4b) the at least one male indexing feature comprises or is provided by a shape of the shaft or flange, and the shaft or flange has an irregularly shaped circular circumference comprising an irregular circumference part, wherein the irregular circumference part provides a first male formation of the at least one male indexing feature, and the irregularly shaped circular circumference excluding the first male formation provides a second male formation of the at least one male indexing feature; or

(5) the at least one male indexing feature comprises or is provided by a shape of the shaft or flange, and the shaft or flange is substantially D-shaped when viewed from an end of the shaft; or

(6) the at least one male indexing feature comprises or is provided by a shape of the shaft or flange, and the shaft or flange is in the shape of a major segment of a circle when viewed from an end of the shaft; or

(7a) the at least one male indexing feature comprises or is provided by a shape of the shaft or flange, the shaft or flange is in the shape of a major segment of a circle when viewed from an end of the shaft, and the major segment comprises a chord; or

(7b) the at least one male indexing feature comprises or is provided by a shape of the shaft or flange, the shaft or flange is in the shape of a major segment of a circle when viewed from an end of the shaft, and the major segment comprises a chord, wherein the chord provides a first male formation of the at least one male indexing feature, and the shape of the major segment excluding the first male formation corresponds to a second male formation of the at least one male indexing feature; or

(8a) the at least one male indexing feature comprises or is provided by the shaft or flange, and the shaft or flange comprises a horizontal cylindrical segment having an irregularly shaped circumference comprising a flattened part; or

(8b) the at least one male indexing feature comprises or is provided by the shaft or flange, and the shaft or flange comprises a horizontal cylindrical segment having an irregularly shaped circumference comprising a flattened part, wherein the flattened part provides a first male formation of the at least one male indexing feature, and the irregularly shaped circumference excluding the first male formation provides a second male formation of the at least one male indexing feature; or

(A) the at least one female indexing feature comprises or is provided by the retainer or a shape of the retainer; or

(B) the at least one female indexing feature comprises or is provided by the retainer mount opening or a shape of the retainer mount opening; or

(C) the at least one female indexing feature comprises or is provided by a shape of the retainer mount opening comprising an irregularly shaped circular circumference; or

(D1) the at least one female indexing feature comprises or is provided by a shape of the retainer mount opening comprising an irregularly shaped circular circumference comprising an irregular circumference part; or

(D2) the at least one female indexing feature comprises or is provided by a shape of the retainer mount opening comprising an irregularly shaped circular circumference comprising an irregular circumference part, wherein the irregular circumference part provides a first female formation of the at least one female indexing feature, and the irregularly shaped circular circumference excluding the first female formation provides a second female formation of the at least one female indexing feature; or

(E1) the at least one female indexing feature comprises or is provided by a shape of the retainer mount opening comprising an irregularly shaped circular circumference comprising an irregular circumference part that includes a recess; or

(E2) the at least one female indexing feature comprises or is provided by a shape of the retainer mount opening comprising an irregularly shaped circular circumference comprising an irregular circumference part that includes a recess, wherein the recess provides a first female formation of the at least one female indexing feature, and the irregularly shaped circular circumference excluding the first female formation provides a second female formation of the at least one female indexing feature; or

(F) the at least one female indexing feature comprises or is provided by a shape of the retainer mount opening and the retainer mount opening is shaped as a notched circle; or

(G1) the at least one female indexing feature comprises or is provided by a shape of the retainer mount opening and the retainer mount opening is shaped as a notched circle comprising an irregular circumference part shaped by a notch; or

(G2) the at least one female indexing feature comprises or is provided by a shape of the retainer mount opening and the retainer mount opening is shaped as a notched circle comprising an irregular circumference part shaped by a notch, wherein the irregular circumference part provides a first female formation of the at least one female indexing feature, and the notched circle shape excluding the first female formation provides a second female formation of the at least one female indexing feature; or

(H1) the at least one female indexing feature comprises or is provided by a shape of the retainer mount opening and the retainer mount opening is shaped as a notched circle comprising an irregular circumference part that includes a recess shaped by a notch; or

(H2) the at least one female indexing feature comprises or is provided by a shape of the retainer mount opening and the retainer mount opening is shaped as a notched circle comprising an irregular circumference part that includes a recess shaped by a notch, wherein the recess provides a first female formation of the at least one female indexing feature, and an open area defined by the notched circle shape excluding the first female formation provides a second female formation of the at least one female indexing feature; or

(I1) the at least one female indexing feature comprises or is provided by a shape of the retainer mount opening, and the retainer mount opening is shaped as a notched circle comprising an irregular circumference part which generally extends towards a centre of the notched circle or towards the rotational axis; or

(I2) the at least one female indexing feature comprises or is provided by a shape of the retainer mount opening, and the retainer mount opening is shaped as a notched circle comprising an irregular circumference part which generally extends towards a centre of the notched circle or towards the rotational axis, wherein the irregular circumference part provides a first female formation of the at least one female indexing feature, and the notched circle shape excluding the first female formation provides a second female formation of the at least one female indexing feature; or

(J1) the at least one female indexing feature comprises or is provided by a shape of the retainer mount opening, and the retainer mount opening is shaped as a notched circle comprising an irregular circumference part shaped by a wedge-shaped notch; or

(J2) the at least one female indexing feature comprises or is provided by a shape of the retainer mount opening, and the retainer mount opening is shaped as a notched circle comprising an irregular circumference part shaped by a wedge-shaped notch, wherein the irregular circumference part provides a first female formation of the at least one female indexing feature, and the notched circle shape excluding the first female formation provides a second female formation of the at least one female indexing feature; or

(K1) the at least one female indexing feature comprises or is provided by a shape of the retainer mount opening and the retainer mount opening is shaped as a notched circle comprising an irregular circumference part that includes a recess shaped by a wedge-shaped notch; or

(K1) the at least one female indexing feature comprises or is provided by a shape of the retainer mount opening and the retainer mount opening is shaped as a notched circle comprising an irregular circumference part that includes a recess shaped by a wedge-shaped notch, wherein the recess provides a first female formation of the at least one female indexing feature, and an open area defined by the notched circle shape excluding the first female formation provides a second female formation of the at least one female indexing feature; or

(L1) the at least one female indexing feature comprises or is provided by a shape of the retainer mount opening and the retainer mount opening comprises an irregularly shaped circular circumference that includes a recess; or

(L2) the at least one female indexing feature comprises or is provided by a shape of the retainer mount opening and the retainer mount opening comprises an irregularly shaped circular circumference that includes a recess, wherein the recess provides a first female formation of the at least one female indexing feature, and an open area defined by the irregularly shaped circular circumference excluding the first female formation provides a second female formation of the at least one female indexing feature.

5. The retainer assembly of paragraph 3, wherein:

(1) the at least one male indexing feature comprises or is provided by the mount, shape of the mount, shaft, shape of the shaft, flange, or shape of the flange, and the at least one female indexing feature comprises or is provided by the retainer, shape of the retainer, retainer mount opening, or shape of the retainer mount opening; or

(2) the at least one male indexing feature comprises or is provided by a shape of the shaft or flange, the at least one female indexing feature comprises or is provided by a shape of the retainer mount opening, and the shaft or flange and retainer mount opening are each of an irregular circular shape comprising an irregularly shaped circumference; or

(3a) the at least one male indexing feature comprises or is provided by a shape of the shaft or flange, the at least one female indexing feature comprises or is provided by a shape of the retainer mount opening, and the shaft or flange and retainer mount opening are each of an irregular circular shape comprising an irregularly shaped circumference comprising an irregular circumference part; or

(3b) the at least one male indexing feature comprises or is provided by a shape of the shaft or flange, the at least one female indexing feature comprises or is provided by a shape of the retainer mount opening, and the shaft or flange and retainer mount opening are each of an irregular circular shape comprising an irregularly shaped circumference comprising an irregular circumference part, wherein: the irregular circumference part of the shaft or flange provides a first male formation of the at least one male indexing feature; the irregular circumference part of the retainer mount opening provides a first female formation of the at least one female indexing feature; and, the first male formation rocks, oscillates or rotates within or into and out of the first female formation; or

(3c) the at least one male indexing feature comprises or is provided by a shape of the shaft or flange, the at least one female indexing feature comprises or is provided by a shape of the retainer mount opening, and the shaft or flange and retainer mount opening are each of an irregular circular shape comprising an irregularly shaped circumference comprising an irregular circumference part, wherein: the irregular circumference part of the shaft or flange provides a first male formation of the at least one male indexing feature; the irregularly shaped circumference excluding the first male

formation provides a second male formation of the at least one male indexing feature; the irregular circumference part of the retainer mount opening provides a first female formation of the at least one female indexing feature; the irregularly shaped circumference excluding the first female formation provides a second female formation of the at least one female indexing feature; and, the first male formation rocks, oscillates or rotates within or into and out of the first female formation; or

(4) the at least one male indexing feature comprises or is provided by the shaft or flange, the shaft or flange comprises a horizontal cylindrical segment having an irregularly shaped circumference comprising a flattened part, and the at least one female indexing feature comprises or is provided by the retainer mount opening comprising the shape of a notched circle; or

(5a) the at least one male indexing feature comprises or is provided by the shaft or flange, the shaft or flange comprises a horizontal cylindrical segment having an irregularly shaped circumference comprising a flattened part, and, the at least one female indexing feature comprises or is provided by the retainer mount opening comprising the shape of a notched circle comprising an irregular circumference part and recess shaped by a notch; or

(5b) the at least one male indexing feature comprises or is provided by the shaft or flange, the shaft or flange comprises a horizontal cylindrical segment having an irregularly shaped circumference comprising a flattened part, and, the at least one female indexing feature comprises or is provided by the retainer mount opening comprising the shape of a notched circle comprising an irregular circumference part and recess shaped by a notch, wherein: the flattened part provides a first male formation of the at least one male indexing feature; the recess provides a first female formation of the at least one female indexing feature; and, the first male formation rocks, oscillates or rotates within or into and out of the first female formation; or

(5c) the at least one male indexing feature comprises or is provided by the shaft or flange, the shaft or flange comprises a horizontal cylindrical segment having an irregularly shaped circumference comprising a flattened part, the at least one female indexing feature comprises or is provided by the retainer mount opening comprising the shape of a notched circle comprising an irregular circumference part and recess shaped by a notch, wherein: the flattened part provides a first male formation of the at least one male indexing feature; the irregularly shaped circumference excluding the first male formation provides a second male formation of the at least one male indexing feature; the recess provides a first female formation of the at least one female indexing feature; the notched circle shape excluding the first female formation provides a second female formation of the at least one female indexing feature; and, the first male formation rocks, oscillates or rotates within or into and out of the first female formation; or

(6a) the at least one male indexing feature comprises or is provided by the shaft or flange, the shaft or flange comprises a horizontal cylindrical segment having an irregularly shaped circumference comprising a flattened part, the at least one female indexing feature comprises or is provided by the

retainer mount opening comprising the shape of a notched circle comprising an irregular circumference, a part of which extends towards a centre of the notched circle or rotational axis, and a recess shaped by a notch; or

(6b) the at least one male indexing feature comprises or is provided by the shaft or flange, the shaft or flange comprises a horizontal cylindrical segment having an irregularly shaped circumference comprising a flattened part, and the at least one female indexing feature comprises or is provided by the retainer mount opening comprising the shape of a notched circle comprising an irregular circumference, a part of which extends towards a centre of the notched circle or rotational axis, and a recess shaped by a notch, wherein: the flattened part provides a first male formation of the at least one male indexing feature; the recess provides a first female formation of the at least one female indexing feature; and, the first male formation rocks, oscillates or rotates within or into and out of the first female formation; or

(6c) the at least one male indexing feature comprises or is provided by the shaft or flange, the shaft or flange comprises a horizontal cylindrical segment having an irregularly shaped circumference comprising a flattened part, and the at least one female indexing feature comprises or is provided by the retainer mount opening comprising the shape of a notched circle comprising an irregular circumference, a part of which extends towards a centre of the notched circle or rotational axis, and a recess shaped by a notch, wherein: the flattened part provides a first male formation of the at least one male indexing feature; the irregularly shaped circumference excluding the first male formation provides a second male formation of the at least one male indexing feature; the recess provides a first female formation of the at least one female indexing feature; the notched circle shape excluding the first female formation provides a second female formation of the at least one female indexing feature; and, the first male formation rocks, oscillates or rotates within or into and out of the first female formation; or

(7a) the at least one male indexing feature comprises or is provided by the shaft or flange, the shaft or flange comprises a horizontal cylindrical segment having an irregularly shaped circumference comprising a flattened part, and the at least one female indexing feature comprises or is provided by the retainer mount opening comprising the shape of a notched circle comprising an irregular circumference part and recess shaped by a wedge-shaped notch; or

(7b) the at least one male indexing feature comprises or is provided by the shaft or flange, the shaft or flange comprises a horizontal cylindrical segment having an irregularly shaped circumference comprising a flattened part, and the at least one female indexing feature comprises or is provided by the retainer mount opening comprising the shape of a notched circle comprising an irregular circumference part and recess shaped by a wedge-shaped notch, wherein: the flattened part provides a first male formation of the at least one male indexing feature; the recess provides a first female

formation of the at least one female indexing feature; and, the first male formation rocks, oscillates or rotates within or into and out of the first female formation; or

(7c) the at least one male indexing feature comprises or is provided by the shaft or flange, the shaft or flange comprises a horizontal cylindrical segment having an irregularly shaped circumference comprising a flattened part, and the at least one female indexing feature comprises or is provided by the retainer mount opening comprising the shape of a notched circle comprising an irregular circumference part and recess shaped by a wedge-shaped notch, wherein: the flattened part provides a first male formation of the at least one male indexing feature; the irregularly shaped circumference excluding the first male formation provides a second male formation of the at least one male indexing feature; the recess provides a first female formation of the at least one female indexing feature; the notched circle shape excluding the first female formation provides a second female formation of the at least one female indexing feature; and, the first male formation rocks, oscillates or rotates within or into and out of the first female formation.

6. The retainer assembly of paragraph 4 or paragraph 5, wherein:

(a) the first male formation is positionable closer to a top of the post than the rotational axis;

or

(b) the first female formation is positionable closer to a top of the post than the rotational axis;

or

(c) the first male formation and the first female formation are positionable closer to a top of the post than the rotational axis.

7. The retainer assembly of paragraph 3, wherein the mount further comprises a projection extending from the shaft or flange within the retainer mount opening, and the retainer rotates, rocks or oscillates about or relative to the projection.

8. The retainer assembly of paragraph 7, wherein:

(1) the at least one male indexing feature comprises or is provided by the projection, the projection and shaft, the projection and flange, or the projection, shaft and flange; or

(2) the at least one female indexing feature comprises or is provided by the retainer, a shape of the retainer, retainer mount opening, or a shape of the retainer mount opening; or

(3) the at least one male indexing feature comprises or is provided by the projection, the projection and shaft, the projection and flange, or the projection, shaft and flange, and the at least one female indexing feature comprises or is provided by a shape of the retainer mount opening; or

(4) the at least one male indexing feature comprises or is provided by the projection, the projection and shaft, the projection and flange, or the projection, shaft and flange, the projection is in the shape of a sector of a circular annulus when viewed from an end of the shaft, the at least one female indexing feature comprises or is provided by a shape of the retainer mount opening comprising

a recess, the recess is in the shape of sector of a circular annulus, and the projection rocks, oscillates or rotates within the recess; or

(5) the at least one male indexing feature comprises or is provided by the projection, the projection and shaft, the projection and flange, or the projection, shaft and flange, and the at least one female indexing feature comprises or is provided by a shape of the retainer mount opening comprising a recess, wherein: the projection provides a first male formation of the at least one male indexing feature; the recess provides a first female formation of the at least one female indexing feature; and, the first male formation rocks, oscillates or rotates within or into and out of the first female formation.

(6) the at least one male indexing feature comprises or is provided by the projection, the projection and shaft, the projection and flange, or the projection, shaft and flange, and the at least one female indexing feature comprises or is provided by a shape of the retainer mount opening comprising a recess, wherein: the projection provides a first male formation of the at least one male indexing feature; the shaft and/or flange provide a second male formation of the at least one male indexing feature; the recess provides a first female formation of the at least one female indexing feature; the shape of the retainer mount opening excluding the first female formation provides a second female formation of the at least one female indexing feature; and, the first male formation rocks, oscillates or rotates within or into and out of the first female formation.

9. The retainer assembly of paragraph 8, wherein:

- (a) the projection is positionable closer to a top of the post than the rotational axis; or
- (b) the recess is positionable closer to a top of the post than the rotational axis; or
- (c) the projection and recess are positionable closer to a top of the post than the rotational axis; or

(d) the projection is adapted to extend from the shaft or flange towards a top of the post; or

(e) the projection is adapted to extend from the shaft or flange only towards a top of the post;

or

(f) the first male formation and the first female formation are positionable closer to a top of the post than the rotational axis.

10. The retainer assembly of paragraph 2, wherein the at least one female indexing feature is associated with, connected to, a feature of, or of integral construction with the mount, and the at least one male indexing feature is associated with, connected to, a feature of, or of integral construction with, the retainer.

11. The retainer assembly of paragraph 10, wherein:

the mount comprises a shaft and a central axis extending through the shaft, the retainer comprises a retainer mount opening through which the shaft, central axis and rotational axis extend, and the retainer rotates, rocks or oscillates about the shaft or rotational axis; or

the mount comprises a shaft, a central axis extending through the shaft, and a flange extending around or from the shaft, the retainer comprises a retainer mount opening through which the shaft, central axis and rotational axis extend, the flange extends within the retainer mount opening, and the retainer rotates, rocks or oscillates about the flange or rotational axis.

12. The retainer assembly of paragraph 11, wherein:

(1) the at least one female indexing feature comprises or is provided by the mount, the shaft, the flange, a shape of the mount, a shape of the shaft, or a shape of the flange; or

(2) the at least one female indexing feature comprises or is provided by a shape of the shaft or flange; or

(3) the at least one female indexing feature comprises or is provided by a shape of the shaft or flange, and the shaft or flange has an irregularly shaped circular circumference; or

(4a) the at least one female indexing feature comprises or is provided by a shape of the shaft or flange, and the shaft or flange has an irregularly shaped circular circumference comprising an irregular circumference part; or

(4b) the at least one female indexing feature comprises or is provided by a shape of the shaft or flange, and the shaft or flange has an irregularly shaped circular circumference comprising an irregular circumference part, wherein the irregular circumference part provides a first female formation of the at least one female indexing feature; or

(5) the at least one female indexing feature comprises or is provided by a shape of the shaft or flange, and the shaft or flange is in the shape of a notched circle when viewed from an end of the shaft; or

(6a) the at least one female indexing feature comprises or is provided by a shape of the shaft or flange, the shaft or flange is in the shape of a notched circle, and the notch is in the shape of a sector of a circular annulus when viewed from an end of the shaft; or

(6b) the at least one female indexing feature comprises or is provided by a shape of the shaft or flange, the shaft or flange is in the shape of a notched circle, and the notch is in the shape of a sector of a circular annulus when viewed from an end of the shaft, wherein the notch provides a first female formation of the at least one female indexing feature; or

(A) the at least one male indexing feature comprises or is provided by the retainer or a shape of the retainer; or

(B) the at least one male indexing feature comprises or is provided by the retainer mount opening or a shape of the retainer mount opening; or

(C) the at least one male indexing feature comprises or is provided by a shape of the retainer mount opening comprising an irregularly shaped circular circumference; or

(D1) the at least one male indexing feature comprises or is provided by a shape of the retainer mount opening comprising an irregularly shaped circular circumference comprising an irregular circumference part; or

(D2) the at least one male indexing feature comprises or is provided by a shape of the retainer mount opening comprising an irregularly shaped circular circumference comprising an irregular circumference part, wherein the irregular circumference part provides a first male formation of the at least one male indexing feature; or

(E1) the at least one male indexing feature comprises or is provided by a shape of the retainer mount opening comprising an irregularly shaped circular circumference comprising an irregular circumference part that includes a projection; or

(E2) the at least one male indexing feature comprises or is provided by a shape of the retainer mount opening comprising an irregularly shaped circular circumference comprising an irregular circumference part that includes a projection, wherein the projection provides a first male formation of the at least one male indexing feature; or

(F) the at least one male indexing feature comprises or is provided by a shape of the retainer mount opening and the retainer mount opening is shaped as a notched circle; or

(G1) the at least one male indexing feature comprises or is provided by a shape of the retainer mount opening and the retainer mount opening is shaped as a notched circle comprising an irregular circumference part shaped by a notch; or

(G2) the at least one male indexing feature comprises or is provided by a shape of the retainer mount opening and the retainer mount opening is shaped as a notched circle comprising an irregular circumference part shaped by a notch, wherein the irregular circumference part provides a first male formation of the at least one male indexing feature; or

(H1) the at least one male indexing feature comprises or is provided by a shape of the retainer mount opening and the retainer mount opening is shaped as a notched circle comprising an irregular circumference part that includes a projection shaped by a notch; or

(H2) the at least one male indexing feature comprises or is provided by a shape of the retainer mount opening and the retainer mount opening is shaped as a notched circle comprising an irregular circumference part that includes a projection shaped by a notch, wherein the projection provides a first male formation of the at least one male indexing feature; or

(I1) the at least one male indexing feature comprises or is provided by a shape of the retainer mount opening, and the retainer mount opening is shaped as a notched circle comprising an irregular circumference part which generally extends towards a centre of the notched circle or towards the rotational axis; or

(I2) the at least one male indexing feature comprises or is provided by a shape of the retainer mount opening, and the retainer mount opening is shaped as a notched circle comprising an irregular

circumference part which generally extends towards a centre of the notched circle or towards the rotational axis, wherein the irregular circumference part provides a first male formation of the at least one male indexing feature; or

(J1) the at least one male indexing feature comprises or is provided by a shape of the retainer mount opening, and the retainer mount opening is shaped as a notched circle comprising an irregular circumference part shaped by a truncated wedge-shaped notch; or

(J2) the at least one male indexing feature comprises or is provided by a shape of the retainer mount opening, and the retainer mount opening is shaped as a notched circle comprising an irregular circumference part shaped by a truncated wedge-shaped notch, wherein the notch provides a first male formation of the at least one male indexing feature; or

(K1) the at least one male indexing feature comprises or is provided by a shape of the retainer mount opening and the retainer mount opening is shaped as a notched circle comprising an irregular circumference part that includes a projection shaped by a truncated wedge-shaped notch; or

(K2) the at least one male indexing feature comprises or is provided by a shape of the retainer mount opening and the retainer mount opening is shaped as a notched circle comprising an irregular circumference part that includes a projection shaped by a truncated wedge-shaped notch, wherein the projection provides a first male formation of the at least one male indexing feature; or

(L1) the at least one male indexing feature comprises or is provided by a shape of the retainer mount opening, and the retainer mount opening is shaped as a notched circle comprising an irregular circumference part that includes a projection in the shape of a sector of a circular annulus; or

(L2) the at least one male indexing feature comprises or is provided by a shape of the retainer mount opening, and the retainer mount opening is shaped as a notched circle comprising an irregular circumference part that includes a projection in the shape of a sector of a circular annulus, wherein the projection provides a first male formation of the at least one male indexing feature.

13. The retainer assembly of paragraph 11, wherein:

(1) the at least one female indexing feature comprises or is provided by the mount, shape of the mount, shaft, shape of the shaft, flange or shape of the flange, and the at least one male indexing feature comprises or is provided by the retainer, shape of the retainer, retainer mount opening, or shape of the retainer mount opening; or

(2) the at least one female indexing feature comprises or is provided by a shape of the shaft or flange, the at least one male indexing feature comprises or is provided by a shape of the retainer mount opening, and the shaft or flange and retainer mount opening are each of an irregular circular shape comprising an irregularly shaped circumference; or

(3a) the at least one female indexing feature comprises or is provided by a shape of the shaft or flange, the at least one male indexing feature comprises or is provided by a shape of the retainer

mount opening, and the shaft or flange and retainer mount opening are each of an irregular circular shape comprising an irregularly shaped circumference comprising an irregular circumference part; or

(3b) the at least one female indexing feature comprises or is provided by a shape of the shaft or flange, the at least one male indexing feature comprises or is provided by a shape of the retainer mount opening, and the shaft or flange and retainer mount opening are each of an irregular circular shape comprising an irregularly shaped circumference comprising an irregular circumference part, wherein: the irregular circumference part of the shaft or flange provides a first female formation of the at least one female indexing feature; the irregular circumference part of the retainer mount opening provides a first male formation of the at least one male indexing feature; and, the first male formation rocks, oscillates or rotates within the first female formation; or

(4) the at least one female indexing feature comprises or is provided by the shaft or flange, the shaft or flange comprises an irregular cylinder having an irregularly shaped circumference comprising a recess, and the at least one male indexing feature comprises or is provided by the retainer mount opening comprising the shape of a notched circle; or

(5a) the at least one female indexing feature comprises or is provided by the shaft or flange, the shaft or flange comprises an irregular cylinder having an irregularly shaped circumference comprising a recess, and the at least one male indexing feature comprises or is provided by the retainer mount opening comprising the shape of a notched circle comprising an irregular circumference part shaped by a notch; or

(5b) the at least one female indexing feature comprises or is provided by the shaft or flange, the shaft or flange comprises an irregular cylinder having an irregularly shaped circumference comprising a recess, and the at least one male indexing feature comprises or is provided by the retainer mount opening comprising the shape of a notched circle comprising an irregular circumference part shaped by a notch, wherein: the recess provides a first female formation of the at least one female indexing feature; the irregular circumference part of the retainer mount opening provides a first male formation of the at least one male indexing feature; and, the first male formation rocks, oscillates or rotates within the first female formation; or

(6a) the at least one female indexing feature comprises or is provided by the shaft or flange, the shaft or flange comprises an irregular cylinder having an irregularly shaped circumference comprising a recess, and the at least one male indexing feature comprises or is provided by the retainer mount opening comprising the shape of a notched circle comprising an irregular circumference part and projection shaped by a notch; or

(6b) the at least one female indexing feature comprises or is provided by the shaft or flange, the shaft or flange comprises an irregular cylinder having an irregularly shaped circumference comprising a recess, and the at least one male indexing feature comprises or is provided by the retainer mount opening comprising the shape of a notched circle comprising an irregular circumference part

and projection shaped by a notch, wherein: the recess provides a first female formation of the at least one female indexing feature; the projection provides a first male formation of the at least one male indexing feature; and, the first male formation rocks, oscillates or rotates within the first female formation; or

(7a) the at least one female indexing feature comprises or is provided by the shaft or flange, the shaft or flange comprises an irregular cylinder having an irregularly shaped circumference comprising a recess, and the at least one male indexing feature comprises or is provided by the retainer mount opening comprising the shape of a notched circle comprising an irregular circumference, a part of which extends towards a centre of the notched circle or rotational axis shaped by a notch; or

(7b) the at least one female indexing feature comprises or is provided by the shaft or flange, the shaft or flange comprises an irregular cylinder having an irregularly shaped circumference comprising a recess, and the at least one male indexing feature comprises or is provided by the retainer mount opening comprising the shape of a notched circle comprising an irregular circumference, a part of which extends towards a centre of the notched circle or rotational axis shaped by a notch, wherein: the recess provides a first female formation of the at least one female indexing feature; the irregular circumference part provides a first male formation of the at least one male indexing feature; and, the first male formation rocks, oscillates or rotates within the first female formation; or

(8a) the at least one female indexing feature comprises or is provided by the shaft or flange, the shaft or flange comprises an irregular cylinder having an irregularly shaped circumference comprising a recess, and the at least one male indexing feature comprises or is provided by the retainer mount opening comprising the shape of a notched circle comprising an irregular circumference part and projection shaped by a truncated wedge-shaped notch; or

(8a) the at least one female indexing feature comprises or is provided by the shaft or flange, the shaft or flange comprises an irregular cylinder having an irregularly shaped circumference comprising a recess, and the at least one male indexing feature comprises or is provided by the retainer mount opening comprising the shape of a notched circle comprising an irregular circumference part and projection shaped by a truncated wedge-shaped notch, wherein: the recess provides a first female formation of the at least one female indexing feature; the projection provides a first male formation of the at least one male indexing feature; and, the first male formation rocks, oscillates or rotates within the first female formation; or

(9a) the at least one female indexing feature comprises or is provided by the shaft or flange, the shaft or flange comprises an irregular cylinder having an irregularly shaped circumference comprising a recess, and the at least one male indexing feature comprises or is provided by the retainer mount opening comprising the shape of a notched circle comprising a projection shaped by a notch; or

(9b) the at least one female indexing feature comprises or is provided by the shaft or flange, the shaft or flange comprises an irregular cylinder having an irregularly shaped circumference comprising a recess, and the at least one male indexing feature comprises or is provided by the retainer mount opening comprising the shape of a notched circle comprising a projection shaped by a notch, wherein: the recess provides a first female formation of the at least one female indexing feature; the projection provides a first male formation of the at least one male indexing feature; and, the first male formation rocks, oscillates or rotates within the first female formation; or

(10a) the at least one female indexing feature comprises or is provided by the shaft or flange, the shaft or flange comprises an irregular cylinder having an irregularly shaped circumference comprising a recess in the shape of a sector of a circular annulus, and the at least one male indexing feature comprises or is provided by the retainer mount opening comprising the shape of a notched circle comprising a projection in the shape of a sector of a circular annulus shaped by a notch; or

(10b) the at least one female indexing feature comprises or is provided by the shaft or flange, the shaft or flange comprises an irregular cylinder having an irregularly shaped circumference comprising a recess in the shape of a sector of a circular annulus, and the at least one male indexing feature comprises or is provided by the retainer mount opening comprising the shape of a notched circle comprising a projection in the shape of a sector of a circular annulus shaped by a notch, wherein: the recess provides a first female formation of the at least one female indexing feature; the projection provides a first male formation of the at least one male indexing feature; and, the first male formation rocks, oscillates or rotates within the first female formation.

14. The retainer assembly of paragraph 12 or paragraph 13, wherein:

(a) the first male formation is positionable closer to a top of the post than the rotational axis;

or

(b) the first female formation is positionable closer to a top of the post than the rotational axis;

or

(c) the first male formation and the first female formation are positionable closer to a top of the post than the rotational axis.

15. The retainer assembly of any one of paragraphs 2 to 14, wherein the at least one male indexing feature rocks, oscillates or rotates within the at least one female indexing feature:

through an angle up to about 90 degrees relative to the at least one arm or section; or

through an angle up to about 70 degrees relative to the at least one arm or section; or

through an angle up to about 65 degrees relative to the at least one arm or section; or

through an angle of at least about 8 degrees relative to the at least one arm or section; or

through an angle of at least about 8 degrees and up to about 90, about 70 or about 65 degrees relative to the at least one arm or section; or

through an angle of at least about 25 degrees and up to about 90, about 70 or about 65 degrees relative to the at least one arm or section; or

through an angle of about 25 to about 70 degrees relative to the at least one arm or section; or

through an angle of about 30 to about 65 degrees relative to the at least one arm or section; or

through an angle of about 30.75 degrees, about 32.48 degrees, about 32.76 degrees, or about 64.95 degrees.

16. The retainer assembly of any one of the preceding paragraphs, wherein the spring is extendible between the retainer and the arm or the section of the post.

17. The retainer assembly of any one of the preceding paragraphs, wherein: the spring extends at least partway around the central axis of the mount; the spring comprises a retainer-engaging end that is connected to the retainer; and, the spring comprises a post arm or section-engaging end and a mount-engaging end.

18. The retainer assembly of any one of the preceding paragraphs, wherein the post accessory is a wire and the retainer assembly is adapted to secure the wire, wherein the wire is preferably a fencing wire.

19. A post assembly comprising:

the retainer assembly as defined in any one of paragraphs 1 to 18 connected to a post;

the retainer assembly as defined in any one of paragraphs 1 to 18 connected to a fence post;

a plurality of said retainer assembly as defined in any one of paragraphs 1 to 18 connected to a post; or

a plurality of said retainer assembly as defined in any one of paragraphs 1 to 18 connected to a fence post.

20. The post assembly of paragraph 19, wherein the post is a fence post, and the post arm or section are made of metal, preferably steel.

CLAIMS

1. A retainer assembly adapted to secure a post accessory, comprising:

a retainer rotatable about a rotational axis, and comprising a first indexing feature of an indexing mechanism;

a mount comprising a central axis and a second indexing feature of the indexing mechanism, wherein the mount is adapted to secure the retainer adjacent to a longitudinally extending arm or section of a post, and the post comprises a top, a bottom and a slit extending within the arm or section from a longitudinal edge of the arm or section that is capable of receiving the post accessory; and

a spring engaging both the mount and the retainer,

wherein the indexing mechanism is configurable to allow limited rotation of the retainer relative to the arm or section between a slit blocking position whereby the retainer extends across the slit, and a slit unblocking position whereby the retainer does not extend across the slit, and wherein the spring urges the retainer to the slit blocking position.

2. The retainer assembly of claim 1, wherein the first and second indexing features comprise at least one male indexing feature and at least one female indexing feature, and are configured to limit rotation of the retainer in a rocking, reciprocating or oscillatory motion.

3. The retainer assembly of claim 2, wherein:

the mount comprises a shaft and the central axis extends through the shaft, the retainer comprises a retainer mount opening through which the shaft, central axis and rotational axis extend, and the retainer rotates about the shaft or rotational axis; or

the mount comprises a shaft, the central axis extends through the shaft, and a flange extends around or from the shaft or comprises part of the shaft, the retainer comprises a retainer mount opening through which the shaft, central axis and rotational axis extend, the flange extends within the retainer mount opening, and the retainer rotates about the flange or rotational axis.

4. The retainer assembly of claim 3, wherein:

(1) the at least one male indexing feature comprises or is provided by the mount, the shaft, the flange, a shape of the mount, a shape of the shaft, or a shape of the flange; or

(2) the at least one male indexing feature comprises or is provided by a shape of the shaft or flange; or

(3) the at least one male indexing feature comprises or is provided by a shape of the shaft or flange, and the shaft or flange has an irregularly shaped circular circumference; or

(4a) the at least one male indexing feature comprises or is provided by a shape of the shaft or flange, and the shaft or flange has an irregularly shaped circular circumference comprising an irregular circumference part; or

(4b) the at least one male indexing feature comprises or is provided by a shape of the shaft or flange, and the shaft or flange has an irregularly shaped circular circumference comprising an irregular circumference part, wherein the irregular circumference part provides a first male formation of the at least one male indexing feature, and the irregularly shaped circular circumference excluding the first male formation provides a second male formation of the at least one male indexing feature; or

(5) the at least one male indexing feature comprises or is provided by a shape of the shaft or flange, and the shaft or flange is substantially D-shaped when viewed from an end of the shaft; or

(6) the at least one male indexing feature comprises or is provided by a shape of the shaft or flange, and the shaft or flange is in the shape of a major segment of a circle when viewed from an end of the shaft; or

(7a) the at least one male indexing feature comprises or is provided by a shape of the shaft or flange, the shaft or flange is in the shape of a major segment of a circle when viewed from an end of the shaft, and the major segment comprises a chord; or

(7b) the at least one male indexing feature comprises or is provided by a shape of the shaft or flange, the shaft or flange is in the shape of a major segment of a circle when viewed from an end of the shaft, and the major segment comprises a chord, wherein the chord provides a first male formation of the at least one male indexing feature, and the shape of the major segment excluding the first male formation corresponds to a second male formation of the at least one male indexing feature; or

(8a) the at least one male indexing feature comprises or is provided by the shaft or flange, and the shaft or flange comprises a horizontal cylindrical segment having an irregularly shaped circumference comprising a flattened part; or

(8b) the at least one male indexing feature comprises or is provided by the shaft or flange, and the shaft or flange comprises a horizontal cylindrical segment having an irregularly shaped circumference comprising a flattened part, wherein the flattened part provides a first male formation of the at least one male indexing feature, and the irregularly shaped circumference excluding the first male formation provides a second male formation of the at least one male indexing feature; or

(A) the at least one female indexing feature comprises or is provided by the retainer or a shape of the retainer; or

(B) the at least one female indexing feature comprises or is provided by the retainer mount opening or a shape of the retainer mount opening; or

(C) the at least one female indexing feature comprises or is provided by a shape of the retainer mount opening comprising an irregularly shaped circular circumference; or

(D1) the at least one female indexing feature comprises or is provided by a shape of the retainer mount opening comprising an irregularly shaped circular circumference comprising an irregular circumference part; or

(D2) the at least one female indexing feature comprises or is provided by a shape of the retainer mount opening comprising an irregularly shaped circular circumference comprising an irregular circumference part, wherein the irregular circumference part provides a first female formation of the at least one female indexing feature, and the irregularly shaped circular circumference excluding the first female formation provides a second female formation of the at least one female indexing feature; or

(E1) the at least one female indexing feature comprises or is provided by a shape of the retainer mount opening comprising an irregularly shaped circular circumference comprising an irregular circumference part that includes a recess; or

(E2) the at least one female indexing feature comprises or is provided by a shape of the retainer mount opening comprising an irregularly shaped circular circumference comprising an irregular circumference part that includes a recess, wherein the recess provides a first female formation of the at least one female indexing feature, and the irregularly shaped circular circumference excluding the first female formation provides a second female formation of the at least one female indexing feature; or

(F) the at least one female indexing feature comprises or is provided by a shape of the retainer mount opening and the retainer mount opening is shaped as a notched circle; or

(G1) the at least one female indexing feature comprises or is provided by a shape of the retainer mount opening and the retainer mount opening is shaped as a notched circle comprising an irregular circumference part shaped by a notch; or

(G2) the at least one female indexing feature comprises or is provided by a shape of the retainer mount opening and the retainer mount opening is shaped as a notched circle comprising an irregular circumference part shaped by a notch, wherein the irregular circumference part provides a first female formation of the at least one female indexing feature, and the notched circle shape excluding the first female formation provides a second female formation of the at least one female indexing feature; or

(H1) the at least one female indexing feature comprises or is provided by a shape of the retainer mount opening and the retainer mount opening is shaped as a notched circle comprising an irregular circumference part that includes a recess shaped by a notch; or

(H2) the at least one female indexing feature comprises or is provided by a shape of the retainer mount opening and the retainer mount opening is shaped as a notched circle comprising an irregular circumference part that includes a recess shaped by a notch, wherein the recess provides a first female formation of the at least one female indexing feature, and an open area defined by the

notched circle shape excluding the first female formation provides a second female formation of the at least one female indexing feature; or

(I1) the at least one female indexing feature comprises or is provided by a shape of the retainer mount opening, and the retainer mount opening is shaped as a notched circle comprising an irregular circumference part which generally extends towards a centre of the notched circle or towards the rotational axis; or

(I2) the at least one female indexing feature comprises or is provided by a shape of the retainer mount opening, and the retainer mount opening is shaped as a notched circle comprising an irregular circumference part which generally extends towards a centre of the notched circle or towards the rotational axis, wherein the irregular circumference part provides a first female formation of the at least one female indexing feature, and the notched circle shape excluding the first female formation provides a second female formation of the at least one female indexing feature; or

(J1) the at least one female indexing feature comprises or is provided by a shape of the retainer mount opening, and the retainer mount opening is shaped as a notched circle comprising an irregular circumference part shaped by a wedge-shaped notch; or

(J2) the at least one female indexing feature comprises or is provided by a shape of the retainer mount opening, and the retainer mount opening is shaped as a notched circle comprising an irregular circumference part shaped by a wedge-shaped notch, wherein the irregular circumference part provides a first female formation of the at least one female indexing feature, and the notched circle shape excluding the first female formation provides a second female formation of the at least one female indexing feature; or

(K1) the at least one female indexing feature comprises or is provided by a shape of the retainer mount opening and the retainer mount opening is shaped as a notched circle comprising an irregular circumference part that includes a recess shaped by a wedge-shaped notch; or

(K1) the at least one female indexing feature comprises or is provided by a shape of the retainer mount opening and the retainer mount opening is shaped as a notched circle comprising an irregular circumference part that includes a recess shaped by a wedge-shaped notch, wherein the recess provides a first female formation of the at least one female indexing feature, and an open area defined by the notched circle shape excluding the first female formation provides a second female formation of the at least one female indexing feature; or

(L1) the at least one female indexing feature comprises or is provided by a shape of the retainer mount opening and the retainer mount opening comprises an irregularly shaped circular circumference that includes a recess; or

(L2) the at least one female indexing feature comprises or is provided by a shape of the retainer mount opening and the retainer mount opening comprises an irregularly shaped circular circumference that includes a recess, wherein the recess provides a first female formation of the at

least one female indexing feature, and an open area defined by the irregularly shaped circular circumference excluding the first female formation provides a second female formation of the at least one female indexing feature.

5. The retainer assembly of claim 3, wherein:

(1) the at least one male indexing feature comprises or is provided by the mount, shape of the mount, shaft, shape of the shaft, flange, or shape of the flange, and the at least one female indexing feature comprises or is provided by the retainer, shape of the retainer, retainer mount opening, or shape of the retainer mount opening; or

(2) the at least one male indexing feature comprises or is provided by a shape of the shaft or flange, the at least one female indexing feature comprises or is provided by a shape of the retainer mount opening, and the shaft or flange and retainer mount opening are each of an irregular circular shape comprising an irregularly shaped circumference; or

(3a) the at least one male indexing feature comprises or is provided by a shape of the shaft or flange, the at least one female indexing feature comprises or is provided by a shape of the retainer mount opening, and the shaft or flange and retainer mount opening are each of an irregular circular shape comprising an irregularly shaped circumference comprising an irregular circumference part; or

(3b) the at least one male indexing feature comprises or is provided by a shape of the shaft or flange, the at least one female indexing feature comprises or is provided by a shape of the retainer mount opening, and the shaft or flange and retainer mount opening are each of an irregular circular shape comprising an irregularly shaped circumference comprising an irregular circumference part, wherein: the irregular circumference part of the shaft or flange provides a first male formation of the at least one male indexing feature; the irregular circumference part of the retainer mount opening provides a first female formation of the at least one female indexing feature; and, the first male formation rocks, oscillates or rotates within or into and out of the first female formation; or

(3c) the at least one male indexing feature comprises or is provided by a shape of the shaft or flange, the at least one female indexing feature comprises or is provided by a shape of the retainer mount opening, and the shaft or flange and retainer mount opening are each of an irregular circular shape comprising an irregularly shaped circumference comprising an irregular circumference part, wherein: the irregular circumference part of the shaft or flange provides a first male formation of the at least one male indexing feature; the irregularly shaped circumference excluding the first male formation provides a second male formation of the at least one male indexing feature; the irregular circumference part of the retainer mount opening provides a first female formation of the at least one female indexing feature; the irregularly shaped circumference excluding the first female formation provides a second female formation of the at least one female indexing feature; and, the first male formation rocks, oscillates or rotates within or into and out of the first female formation; or

(4) the at least one male indexing feature comprises or is provided by the shaft or flange, the shaft or flange comprises a horizontal cylindrical segment having an irregularly shaped circumference comprising a flattened part, and the at least one female indexing feature comprises or is provided by the retainer mount opening comprising the shape of a notched circle; or

(5a) the at least one male indexing feature comprises or is provided by the shaft or flange, the shaft or flange comprises a horizontal cylindrical segment having an irregularly shaped circumference comprising a flattened part, and, the at least one female indexing feature comprises or is provided by the retainer mount opening comprising the shape of a notched circle comprising an irregular circumference part and recess shaped by a notch; or

(5b) the at least one male indexing feature comprises or is provided by the shaft or flange, the shaft or flange comprises a horizontal cylindrical segment having an irregularly shaped circumference comprising a flattened part, and, the at least one female indexing feature comprises or is provided by the retainer mount opening comprising the shape of a notched circle comprising an irregular circumference part and recess shaped by a notch, wherein: the flattened part provides a first male formation of the at least one male indexing feature; the recess provides a first female formation of the at least one female indexing feature; and, the first male formation rocks, oscillates or rotates within or into and out of the first female formation; or

(5c) the at least one male indexing feature comprises or is provided by the shaft or flange, the shaft or flange comprises a horizontal cylindrical segment having an irregularly shaped circumference comprising a flattened part, the at least one female indexing feature comprises or is provided by the retainer mount opening comprising the shape of a notched circle comprising an irregular circumference part and recess shaped by a notch, wherein: the flattened part provides a first male formation of the at least one male indexing feature; the irregularly shaped circumference excluding the first male formation provides a second male formation of the at least one male indexing feature; the recess provides a first female formation of the at least one female indexing feature; the notched circle shape excluding the first female formation provides a second female formation of the at least one female indexing feature; and, the first male formation rocks, oscillates or rotates within or into and out of the first female formation; or

(6a) the at least one male indexing feature comprises or is provided by the shaft or flange, the shaft or flange comprises a horizontal cylindrical segment having an irregularly shaped circumference comprising a flattened part, the at least one female indexing feature comprises or is provided by the retainer mount opening comprising the shape of a notched circle comprising an irregular circumference, a part of which extends towards a centre of the notched circle or rotational axis, and a recess shaped by a notch; or

(6b) the at least one male indexing feature comprises or is provided by the shaft or flange, the shaft or flange comprises a horizontal cylindrical segment having an irregularly shaped circumference

comprising a flattened part, and the at least one female indexing feature comprises or is provided by the retainer mount opening comprising the shape of a notched circle comprising an irregular circumference, a part of which extends towards a centre of the notched circle or rotational axis, and a recess shaped by a notch, wherein: the flattened part provides a first male formation of the at least one male indexing feature; the recess provides a first female formation of the at least one female indexing feature; and, the first male formation rocks, oscillates or rotates within or into and out of the first female formation; or

(6c) the at least one male indexing feature comprises or is provided by the shaft or flange, the shaft or flange comprises a horizontal cylindrical segment having an irregularly shaped circumference comprising a flattened part, and the at least one female indexing feature comprises or is provided by the retainer mount opening comprising the shape of a notched circle comprising an irregular circumference, a part of which extends towards a centre of the notched circle or rotational axis, and a recess shaped by a notch, wherein: the flattened part provides a first male formation of the at least one male indexing feature; the irregularly shaped circumference excluding the first male formation provides a second male formation of the at least one male indexing feature; the recess provides a first female formation of the at least one female indexing feature; the notched circle shape excluding the first female formation provides a second female formation of the at least one female indexing feature; and, the first male formation rocks, oscillates or rotates within or into and out of the first female formation; or

(7a) the at least one male indexing feature comprises or is provided by the shaft or flange, the shaft or flange comprises a horizontal cylindrical segment having an irregularly shaped circumference comprising a flattened part, and the at least one female indexing feature comprises or is provided by the retainer mount opening comprising the shape of a notched circle comprising an irregular circumference part and recess shaped by a wedge-shaped notch; or

(7b) the at least one male indexing feature comprises or is provided by the shaft or flange, the shaft or flange comprises a horizontal cylindrical segment having an irregularly shaped circumference comprising a flattened part, and the at least one female indexing feature comprises or is provided by the retainer mount opening comprising the shape of a notched circle comprising an irregular circumference part and recess shaped by a wedge-shaped notch, wherein: the flattened part provides a first male formation of the at least one male indexing feature; the recess provides a first female formation of the at least one female indexing feature; and, the first male formation rocks, oscillates or rotates within or into and out of the first female formation; or

(7c) the at least one male indexing feature comprises or is provided by the shaft or flange, the shaft or flange comprises a horizontal cylindrical segment having an irregularly shaped circumference comprising a flattened part, and the at least one female indexing feature comprises or is provided by the retainer mount opening comprising the shape of a notched circle comprising an irregular

circumference part and recess shaped by a wedge-shaped notch, wherein: the flattened part provides a first male formation of the at least one male indexing feature; the irregularly shaped circumference excluding the first male formation provides a second male formation of the at least one male indexing feature; the recess provides a first female formation of the at least one female indexing feature; the notched circle shape excluding the first female formation provides a second female formation of the at least one female indexing feature; and, the first male formation rocks, oscillates or rotates within or into and out of the first female formation.

6. The retainer assembly of claim 4 or claim 5, wherein:

(a) the first male formation is positionable closer to a top of the post than the rotational axis;

or

(b) the first female formation is positionable closer to a top of the post than the rotational axis;

or

(c) the first male formation and the first female formation are positionable closer to a top of the post than the rotational axis.

7. The retainer assembly of claim 3, wherein the mount further comprises a projection extending from the shaft or flange within the retainer mount opening, and the retainer rotates, rocks or oscillates about or relative to the projection.

8. The retainer assembly of claim 7, wherein:

(1) the at least one male indexing feature comprises or is provided by the projection, the projection and shaft, the projection and flange, or the projection, shaft and flange; or

(2) the at least one female indexing feature comprises or is provided by the retainer, a shape of the retainer, retainer mount opening, or a shape of the retainer mount opening; or

(3) the at least one male indexing feature comprises or is provided by the projection, the projection and shaft, the projection and flange, or the projection, shaft and flange, and the at least one female indexing feature comprises or is provided by a shape of the retainer mount opening; or

(4) the at least one male indexing feature comprises or is provided by the projection, the projection and shaft, the projection and flange, or the projection, shaft and flange, the projection is in the shape of a sector of a circular annulus when viewed from an end of the shaft, the at least one female indexing feature comprises or is provided by a shape of the retainer mount opening comprising a recess, the recess is in the shape of sector of a circular annulus, and the projection rocks, oscillates or rotates within the recess; or

(5) the at least one male indexing feature comprises or is provided by the projection, the projection and shaft, the projection and flange, or the projection, shaft and flange, and the at least one

female indexing feature comprises or is provided by a shape of the retainer mount opening comprising a recess, wherein: the projection provides a first male formation of the at least one male indexing feature; the recess provides a first female formation of the at least one female indexing feature; and, the first male formation rocks, oscillates or rotates within or into and out of the first female formation.

(6) the at least one male indexing feature comprises or is provided by the projection, the projection and shaft, the projection and flange, or the projection, shaft and flange, and the at least one female indexing feature comprises or is provided by a shape of the retainer mount opening comprising a recess, wherein: the projection provides a first male formation of the at least one male indexing feature; the shaft and/or flange provide a second male formation of the at least one male indexing feature; the recess provides a first female formation of the at least one female indexing feature; the shape of the retainer mount opening excluding the first female formation provides a second female formation of the at least one female indexing feature; and, the first male formation rocks, oscillates or rotates within or into and out of the first female formation.

9. The retainer assembly of claim 8, wherein:

- (a) the projection is positionable closer to a top of the post than the rotational axis; or
 - (b) the recess is positionable closer to a top of the post than the rotational axis; or
 - (c) the projection and recess are positionable closer to a top of the post than the rotational axis; or
 - (d) the projection is adapted to extend from the shaft or flange towards a top of the post; or
 - (e) the projection is adapted to extend from the shaft or flange only towards a top of the post;
- or
- (f) the first male formation and the first female formation are positionable closer to a top of the post than the rotational axis.

10. The retainer assembly of claim 2, wherein the at least one female indexing feature is associated with, connected to, a feature of, or of integral construction with the mount, and the at least one male indexing feature is associated with, connected to, a feature of, or of integral construction with, the retainer.

11. The retainer assembly of claim 10, wherein:

the mount comprises a shaft and a central axis extending through the shaft, the retainer comprises a retainer mount opening through which the shaft, central axis and rotational axis extend, and the retainer rotates, rocks or oscillates about the shaft or rotational axis; or

the mount comprises a shaft, a central axis extending through the shaft, and a flange extending around or from the shaft, the retainer comprises a retainer mount opening through which the shaft,

central axis and rotational axis extend, the flange extends within the retainer mount opening, and the retainer rotates, rocks or oscillates about the flange or rotational axis.

12. The retainer assembly of claim 11, wherein:

(1) the at least one female indexing feature comprises or is provided by the mount, the shaft, the flange, a shape of the mount, a shape of the shaft, or a shape of the flange; or

(2) the at least one female indexing feature comprises or is provided by a shape of the shaft or flange; or

(3) the at least one female indexing feature comprises or is provided by a shape of the shaft or flange, and the shaft or flange has an irregularly shaped circular circumference; or

(4a) the at least one female indexing feature comprises or is provided by a shape of the shaft or flange, and the shaft or flange has an irregularly shaped circular circumference comprising an irregular circumference part; or

(4b) the at least one female indexing feature comprises or is provided by a shape of the shaft or flange, and the shaft or flange has an irregularly shaped circular circumference comprising an irregular circumference part, wherein the irregular circumference part provides a first female formation of the at least one female indexing feature; or

(5) the at least one female indexing feature comprises or is provided by a shape of the shaft or flange, and the shaft or flange is in the shape of a notched circle when viewed from an end of the shaft; or

(6a) the at least one female indexing feature comprises or is provided by a shape of the shaft or flange, the shaft or flange is in the shape of a notched circle, and the notch is in the shape of a sector of a circular annulus when viewed from an end of the shaft; or

(6b) the at least one female indexing feature comprises or is provided by a shape of the shaft or flange, the shaft or flange is in the shape of a notched circle, and the notch is in the shape of a sector of a circular annulus when viewed from an end of the shaft, wherein the notch provides a first female formation of the at least one female indexing feature; or

(A) the at least one male indexing feature comprises or is provided by the retainer or a shape of the retainer; or

(B) the at least one male indexing feature comprises or is provided by the retainer mount opening or a shape of the retainer mount opening; or

(C) the at least one male indexing feature comprises or is provided by a shape of the retainer mount opening comprising an irregularly shaped circular circumference; or

(D1) the at least one male indexing feature comprises or is provided by a shape of the retainer mount opening comprising an irregularly shaped circular circumference comprising an irregular circumference part; or

(D2) the at least one male indexing feature comprises or is provided by a shape of the retainer mount opening comprising an irregularly shaped circular circumference comprising an irregular circumference part, wherein the irregular circumference part provides a first male formation of the at least one male indexing feature; or

(E1) the at least one male indexing feature comprises or is provided by a shape of the retainer mount opening comprising an irregularly shaped circular circumference comprising an irregular circumference part that includes a projection; or

(E2) the at least one male indexing feature comprises or is provided by a shape of the retainer mount opening comprising an irregularly shaped circular circumference comprising an irregular circumference part that includes a projection, wherein the projection provides a first male formation of the at least one male indexing feature; or

(F) the at least one male indexing feature comprises or is provided by a shape of the retainer mount opening and the retainer mount opening is shaped as a notched circle; or

(G1) the at least one male indexing feature comprises or is provided by a shape of the retainer mount opening and the retainer mount opening is shaped as a notched circle comprising an irregular circumference part shaped by a notch; or

(G2) the at least one male indexing feature comprises or is provided by a shape of the retainer mount opening and the retainer mount opening is shaped as a notched circle comprising an irregular circumference part shaped by a notch, wherein the irregular circumference part provides a first male formation of the at least one male indexing feature; or

(H1) the at least one male indexing feature comprises or is provided by a shape of the retainer mount opening and the retainer mount opening is shaped as a notched circle comprising an irregular circumference part that includes a projection shaped by a notch; or

(H2) the at least one male indexing feature comprises or is provided by a shape of the retainer mount opening and the retainer mount opening is shaped as a notched circle comprising an irregular circumference part that includes a projection shaped by a notch, wherein the projection provides a first male formation of the at least one male indexing feature; or

(I1) the at least one male indexing feature comprises or is provided by a shape of the retainer mount opening, and the retainer mount opening is shaped as a notched circle comprising an irregular circumference part which generally extends towards a centre of the notched circle or towards the rotational axis; or

(I2) the at least one male indexing feature comprises or is provided by a shape of the retainer mount opening, and the retainer mount opening is shaped as a notched circle comprising an irregular circumference part which generally extends towards a centre of the notched circle or towards the rotational axis, wherein the irregular circumference part provides a first male formation of the at least one male indexing feature; or

(J1) the at least one male indexing feature comprises or is provided by a shape of the retainer mount opening, and the retainer mount opening is shaped as a notched circle comprising an irregular circumference part shaped by a truncated wedge-shaped notch; or

(J2) the at least one male indexing feature comprises or is provided by a shape of the retainer mount opening, and the retainer mount opening is shaped as a notched circle comprising an irregular circumference part shaped by a truncated wedge-shaped notch, wherein the notch provides a first male formation of the at least one male indexing feature; or

(K1) the at least one male indexing feature comprises or is provided by a shape of the retainer mount opening and the retainer mount opening is shaped as a notched circle comprising an irregular circumference part that includes a projection shaped by a truncated wedge-shaped notch; or

(K2) the at least one male indexing feature comprises or is provided by a shape of the retainer mount opening and the retainer mount opening is shaped as a notched circle comprising an irregular circumference part that includes a projection shaped by a truncated wedge-shaped notch, wherein the projection provides a first male formation of the at least one male indexing feature; or

(L1) the at least one male indexing feature comprises or is provided by a shape of the retainer mount opening, and the retainer mount opening is shaped as a notched circle comprising an irregular circumference part that includes a projection in the shape of a sector of a circular annulus; or

(L2) the at least one male indexing feature comprises or is provided by a shape of the retainer mount opening, and the retainer mount opening is shaped as a notched circle comprising an irregular circumference part that includes a projection in the shape of a sector of a circular annulus, wherein the projection provides a first male formation of the at least one male indexing feature.

13. The retainer assembly of claim 11, wherein:

(1) the at least one female indexing feature comprises or is provided by the mount, shape of the mount, shaft, shape of the shaft, flange or shape of the flange, and the at least one male indexing feature comprises or is provided by the retainer, shape of the retainer, retainer mount opening, or shape of the retainer mount opening; or

(2) the at least one female indexing feature comprises or is provided by a shape of the shaft or flange, the at least one male indexing feature comprises or is provided by a shape of the retainer mount opening, and the shaft or flange and retainer mount opening are each of an irregular circular shape comprising an irregularly shaped circumference; or

(3a) the at least one female indexing feature comprises or is provided by a shape of the shaft or flange, the at least one male indexing feature comprises or is provided by a shape of the retainer mount opening, and the shaft or flange and retainer mount opening are each of an irregular circular shape comprising an irregularly shaped circumference comprising an irregular circumference part; or

(3b) the at least one female indexing feature comprises or is provided by a shape of the shaft or flange, the at least one male indexing feature comprises or is provided by a shape of the retainer mount opening, and the shaft or flange and retainer mount opening are each of an irregular circular shape comprising an irregularly shaped circumference comprising an irregular circumference part, wherein: the irregular circumference part of the shaft or flange provides a first female formation of the at least one female indexing feature; the irregular circumference part of the retainer mount opening provides a first male formation of the at least one male indexing feature; and, the first male formation rocks, oscillates or rotates within the first female formation; or

(4) the at least one female indexing feature comprises or is provided by the shaft or flange, the shaft or flange comprises an irregular cylinder having an irregularly shaped circumference comprising a recess, and the at least one male indexing feature comprises or is provided by the retainer mount opening comprising the shape of a notched circle; or

(5a) the at least one female indexing feature comprises or is provided by the shaft or flange, the shaft or flange comprises an irregular cylinder having an irregularly shaped circumference comprising a recess, and the at least one male indexing feature comprises or is provided by the retainer mount opening comprising the shape of a notched circle comprising an irregular circumference part shaped by a notch; or

(5b) the at least one female indexing feature comprises or is provided by the shaft or flange, the shaft or flange comprises an irregular cylinder having an irregularly shaped circumference comprising a recess, and the at least one male indexing feature comprises or is provided by the retainer mount opening comprising the shape of a notched circle comprising an irregular circumference part shaped by a notch, wherein: the recess provides a first female formation of the at least one female indexing feature; the irregular circumference part of the retainer mount opening provides a first male formation of the at least one male indexing feature; and, the first male formation rocks, oscillates or rotates within the first female formation; or

(6a) the at least one female indexing feature comprises or is provided by the shaft or flange, the shaft or flange comprises an irregular cylinder having an irregularly shaped circumference comprising a recess, and the at least one male indexing feature comprises or is provided by the retainer mount opening comprising the shape of a notched circle comprising an irregular circumference part and projection shaped by a notch; or

(6b) the at least one female indexing feature comprises or is provided by the shaft or flange, the shaft or flange comprises an irregular cylinder having an irregularly shaped circumference comprising a recess, and the at least one male indexing feature comprises or is provided by the retainer mount opening comprising the shape of a notched circle comprising an irregular circumference part and projection shaped by a notch, wherein: the recess provides a first female formation of the at least one female indexing feature; the projection provides a first male formation of the at least one male

indexing feature; and, the first male formation rocks, oscillates or rotates within the first female formation; or

(7a) the at least one female indexing feature comprises or is provided by the shaft or flange, the shaft or flange comprises an irregular cylinder having an irregularly shaped circumference comprising a recess, and the at least one male indexing feature comprises or is provided by the retainer mount opening comprising the shape of a notched circle comprising an irregular circumference, a part of which extends towards a centre of the notched circle or rotational axis shaped by a notch; or

(7b) the at least one female indexing feature comprises or is provided by the shaft or flange, the shaft or flange comprises an irregular cylinder having an irregularly shaped circumference comprising a recess, and the at least one male indexing feature comprises or is provided by the retainer mount opening comprising the shape of a notched circle comprising an irregular circumference, a part of which extends towards a centre of the notched circle or rotational axis shaped by a notch, wherein: the recess provides a first female formation of the at least one female indexing feature; the irregular circumference part provides a first male formation of the at least one male indexing feature; and, the first male formation rocks, oscillates or rotates within the first female formation; or

(8a) the at least one female indexing feature comprises or is provided by the shaft or flange, the shaft or flange comprises an irregular cylinder having an irregularly shaped circumference comprising a recess, and the at least one male indexing feature comprises or is provided by the retainer mount opening comprising the shape of a notched circle comprising an irregular circumference part and projection shaped by a truncated wedge-shaped notch; or

(8a) the at least one female indexing feature comprises or is provided by the shaft or flange, the shaft or flange comprises an irregular cylinder having an irregularly shaped circumference comprising a recess, and the at least one male indexing feature comprises or is provided by the retainer mount opening comprising the shape of a notched circle comprising an irregular circumference part and projection shaped by a truncated wedge-shaped notch, wherein: the recess provides a first female formation of the at least one female indexing feature; the projection provides a first male formation of the at least one male indexing feature; and, the first male formation rocks, oscillates or rotates within the first female formation; or

(9a) the at least one female indexing feature comprises or is provided by the shaft or flange, the shaft or flange comprises an irregular cylinder having an irregularly shaped circumference comprising a recess, and the at least one male indexing feature comprises or is provided by the retainer mount opening comprising the shape of a notched circle comprising a projection shaped by a notch; or

(9b) the at least one female indexing feature comprises or is provided by the shaft or flange, the shaft or flange comprises an irregular cylinder having an irregularly shaped circumference comprising a recess, and the at least one male indexing feature comprises or is provided by the retainer

mount opening comprising the shape of a notched circle comprising a projection shaped by a notch, wherein: the recess provides a first female formation of the at least one female indexing feature; the projection provides a first male formation of the at least one male indexing feature; and, the first male formation rocks, oscillates or rotates within the first female formation; or

(10a) the at least one female indexing feature comprises or is provided by the shaft or flange, the shaft or flange comprises an irregular cylinder having an irregularly shaped circumference comprising a recess in the shape of a sector of a circular annulus, and the at least one male indexing feature comprises or is provided by the retainer mount opening comprising the shape of a notched circle comprising a projection in the shape of a sector of a circular annulus shaped by a notch; or

(10b) the at least one female indexing feature comprises or is provided by the shaft or flange, the shaft or flange comprises an irregular cylinder having an irregularly shaped circumference comprising a recess in the shape of a sector of a circular annulus, and the at least one male indexing feature comprises or is provided by the retainer mount opening comprising the shape of a notched circle comprising a projection in the shape of a sector of a circular annulus shaped by a notch, wherein: the recess provides a first female formation of the at least one female indexing feature; the projection provides a first male formation of the at least one male indexing feature; and, the first male formation rocks, oscillates or rotates within the first female formation.

14. The retainer assembly of claim 12 or claim 13, wherein:

(a) the first male formation is positionable closer to a top of the post than the rotational axis;

or

(b) the first female formation is positionable closer to a top of the post than the rotational axis;

or

(c) the first male formation and the first female formation are positionable closer to a top of the post than the rotational axis.

15. The retainer assembly of any one of claims 2 to 14, wherein the at least one male indexing feature rocks, oscillates or rotates within the at least one female indexing feature:

through an angle up to about 90 degrees relative to the at least one arm or section; or

through an angle up to about 70 degrees relative to the at least one arm or section; or

through an angle up to about 65 degrees relative to the at least one arm or section; or

through an angle of at least about 8 degrees relative to the at least one arm or section; or

through an angle of at least about 8 degrees and up to about 90, about 70 or about 65 degrees relative to the at least one arm or section; or

through an angle of at least about 25 degrees and up to about 90, about 70 or about 65 degrees relative to the at least one arm or section; or

through an angle of about 25 to about 70 degrees relative to the at least one arm or section; or through an angle of about 30 to about 65 degrees relative to the at least one arm or section; or through an angle of about 30.75 degrees, about 32.48 degrees, about 32.76 degrees, or about 64.95 degrees.

16. The retainer assembly of any one of the preceding claims, wherein the spring is extendible between the retainer and the arm or the section of the post.

17. The retainer assembly of any one of the preceding claims, wherein: the spring extends at least partway around the central axis of the mount; the spring comprises a retainer-engaging end that is connected to the retainer; and, the spring comprises a post arm or section-engaging end and a mount-engaging end.

18. The retainer assembly of any one of the preceding claims, wherein the post accessory is a wire and the retainer assembly is adapted to secure the wire, wherein the wire is preferably a fencing wire.

19. A post assembly comprising:

the retainer assembly as defined in any one of claims 1 to 18 connected to a post;

the retainer assembly as defined in any one of claims 1 to 18 connected to a fence post;

a plurality of said retainer assembly as defined in any one of claims 1 to 18 connected to a post; or

a plurality of said retainer assembly as defined in any one of claims 1 to 18 connected to a fence post.

20. The post assembly of claim 19, wherein the post is a fence post, and the post arm or section are made of metal, preferably steel.

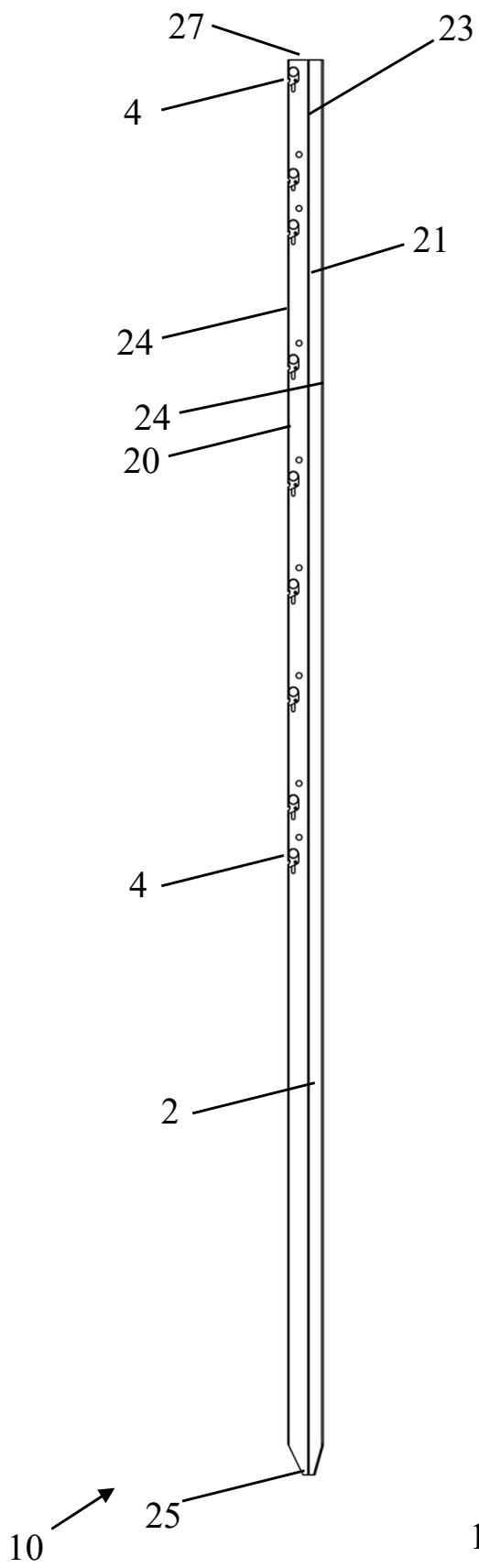


Fig. 1

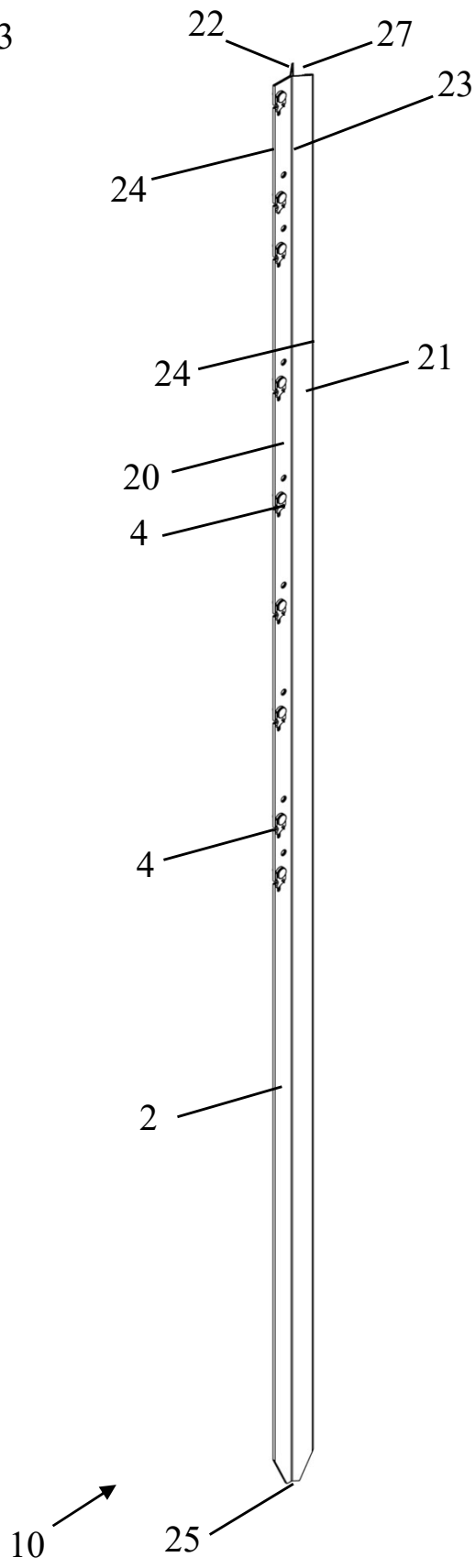


Fig. 2

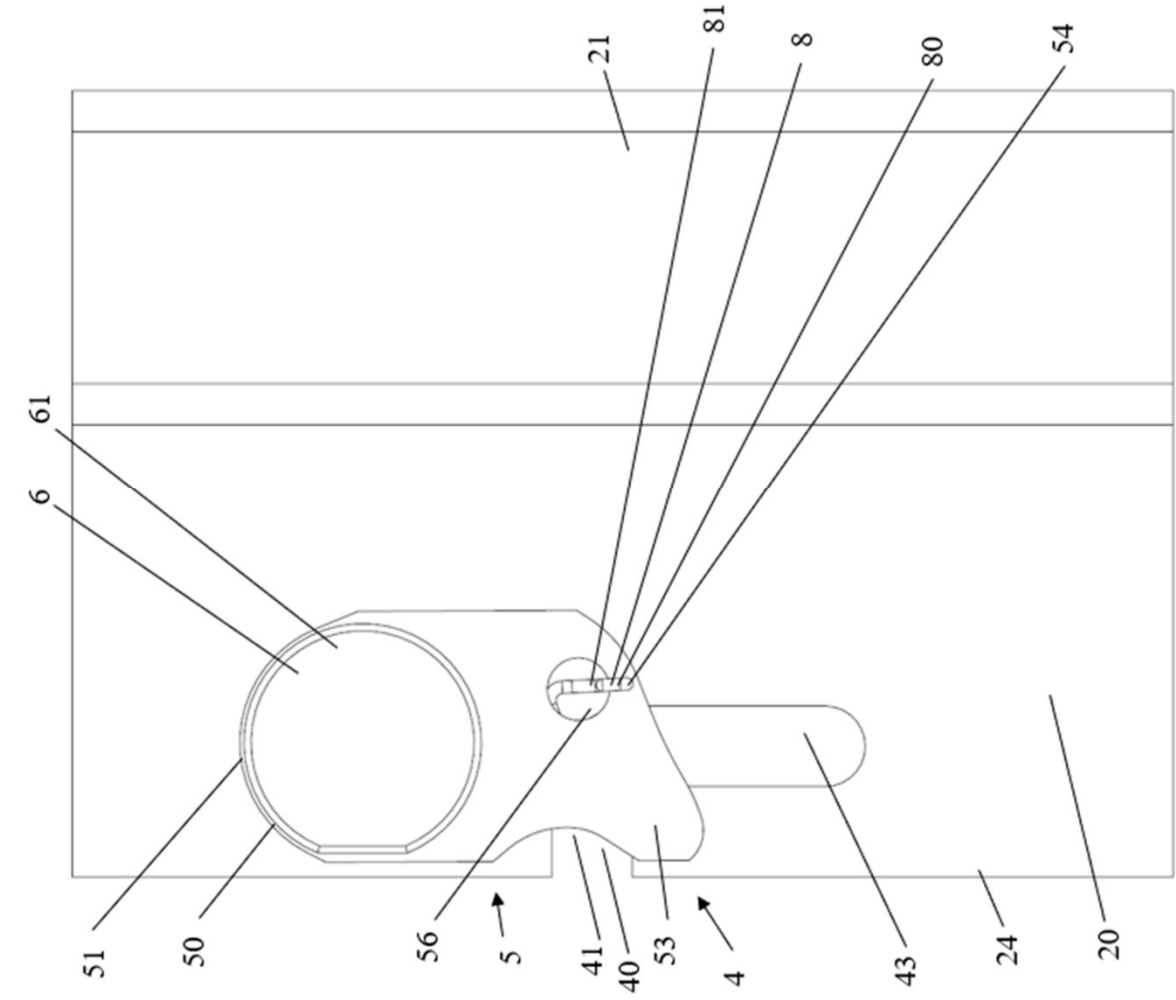


Fig. 3

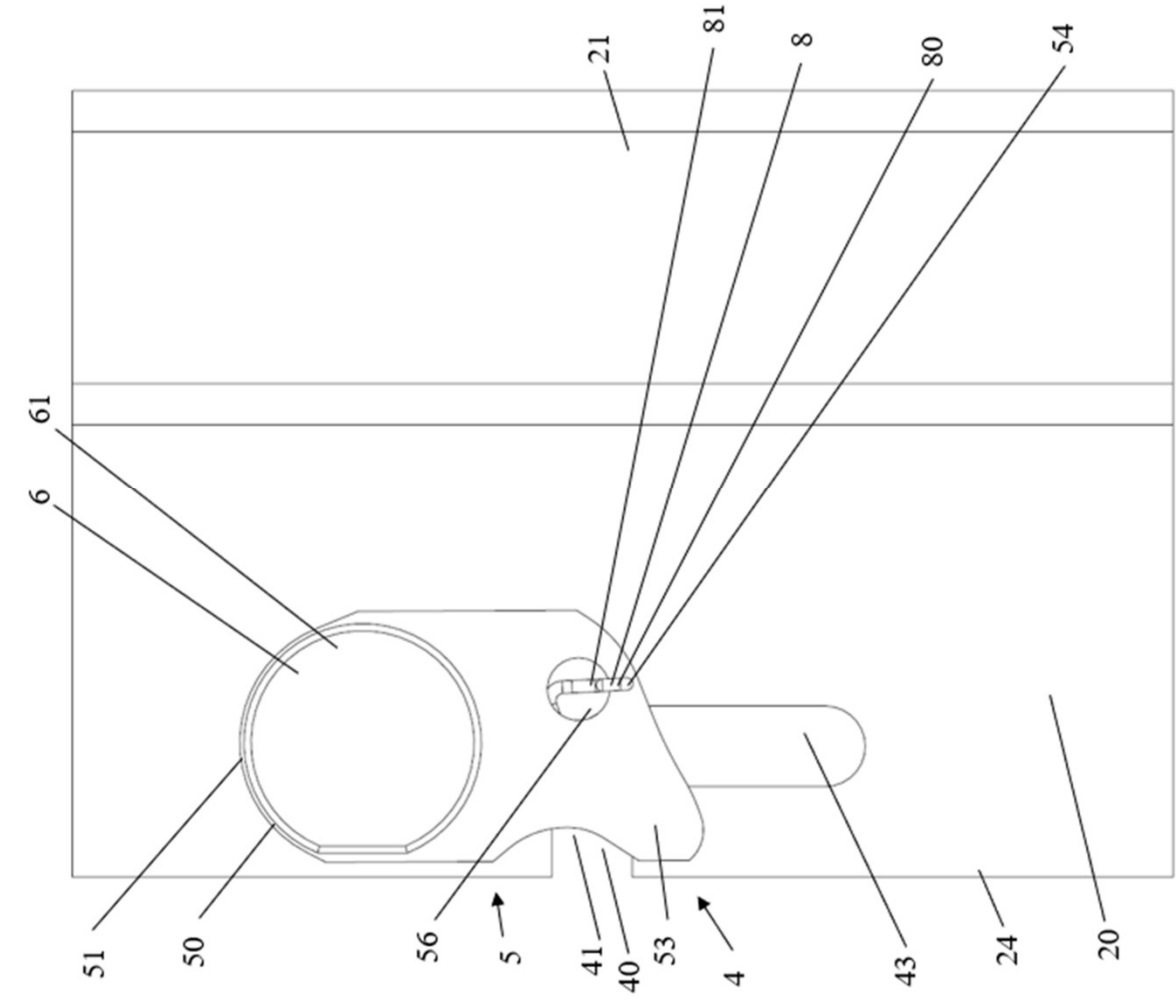


Fig. 4

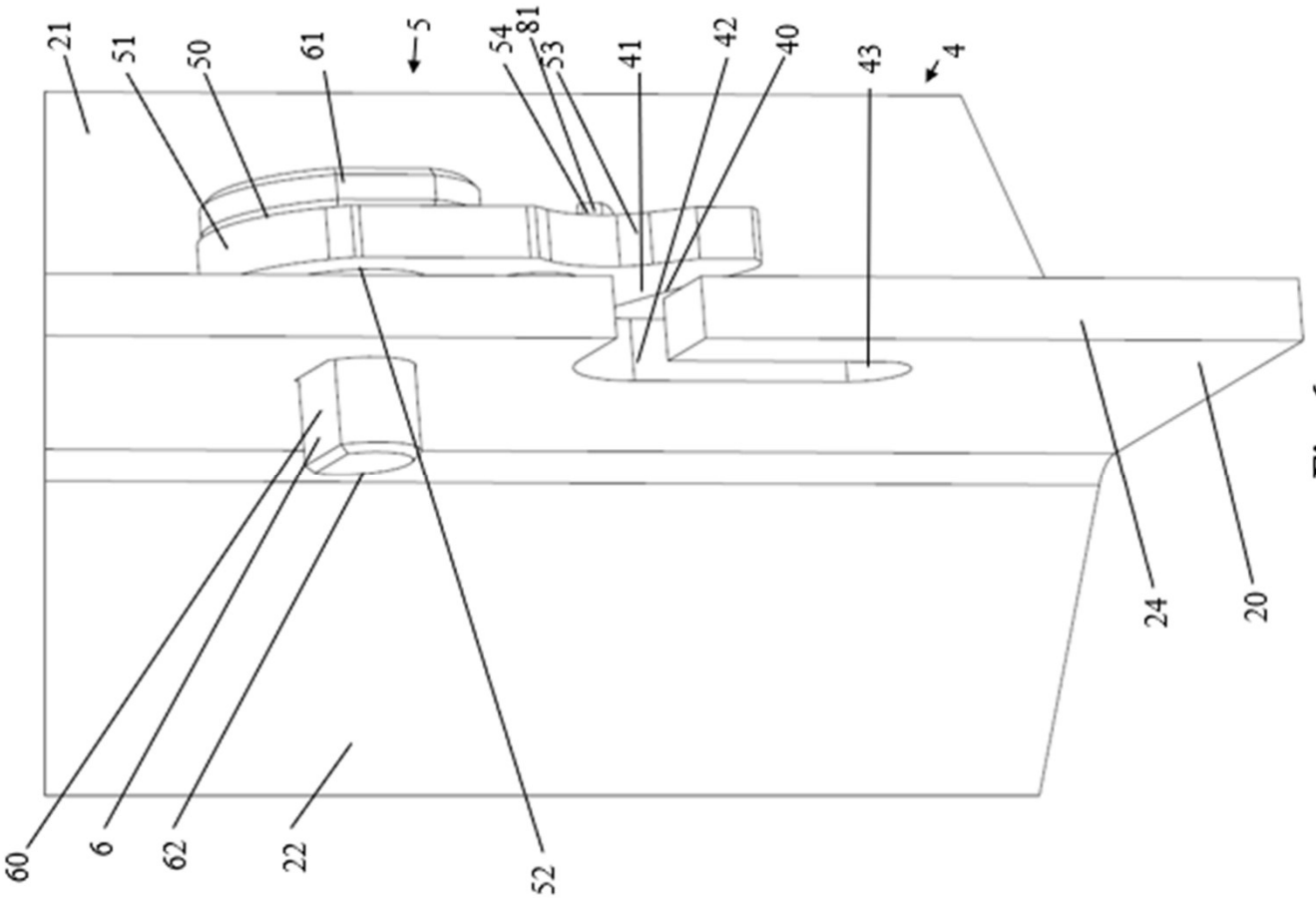


Fig. 5

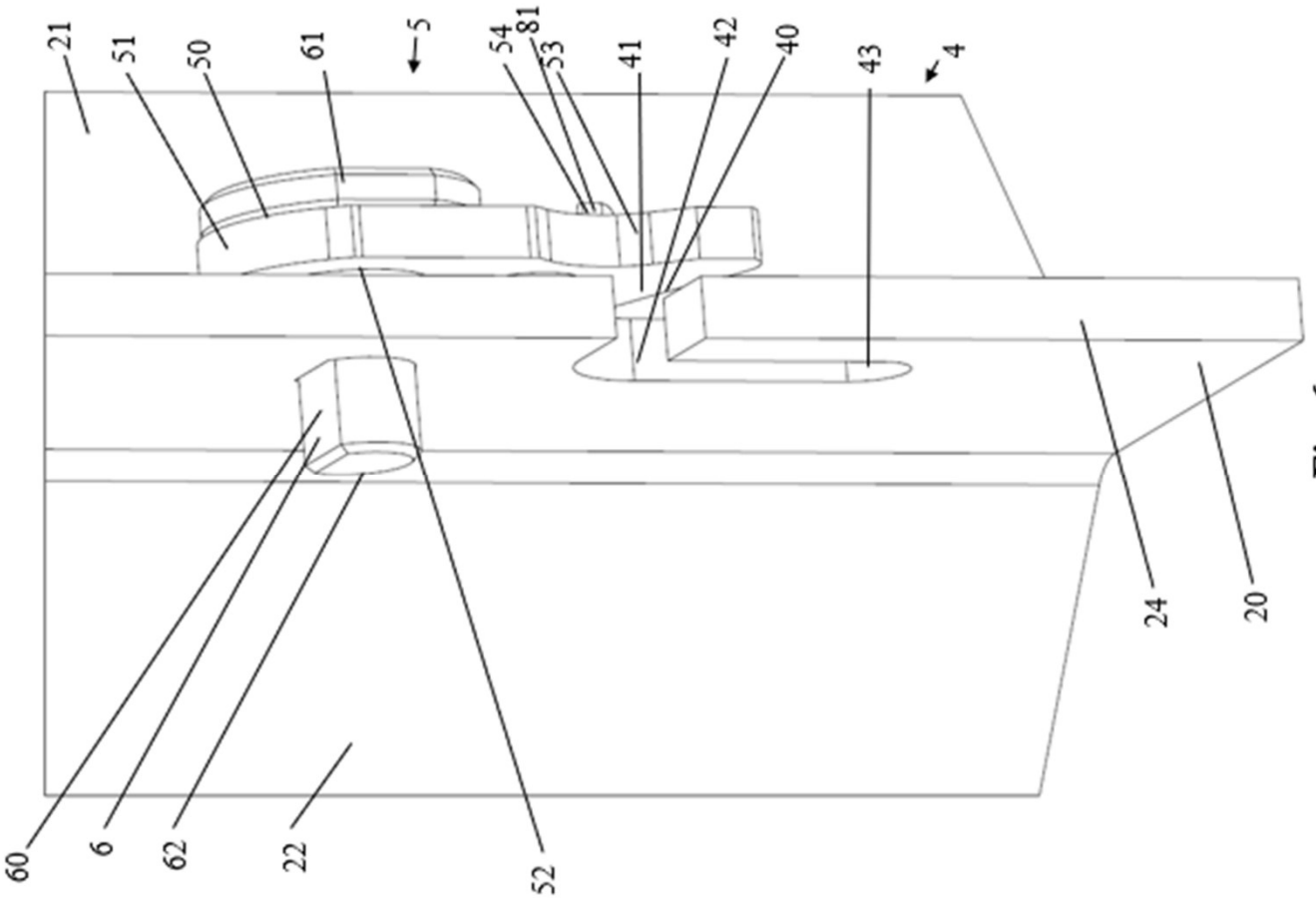


Fig. 6

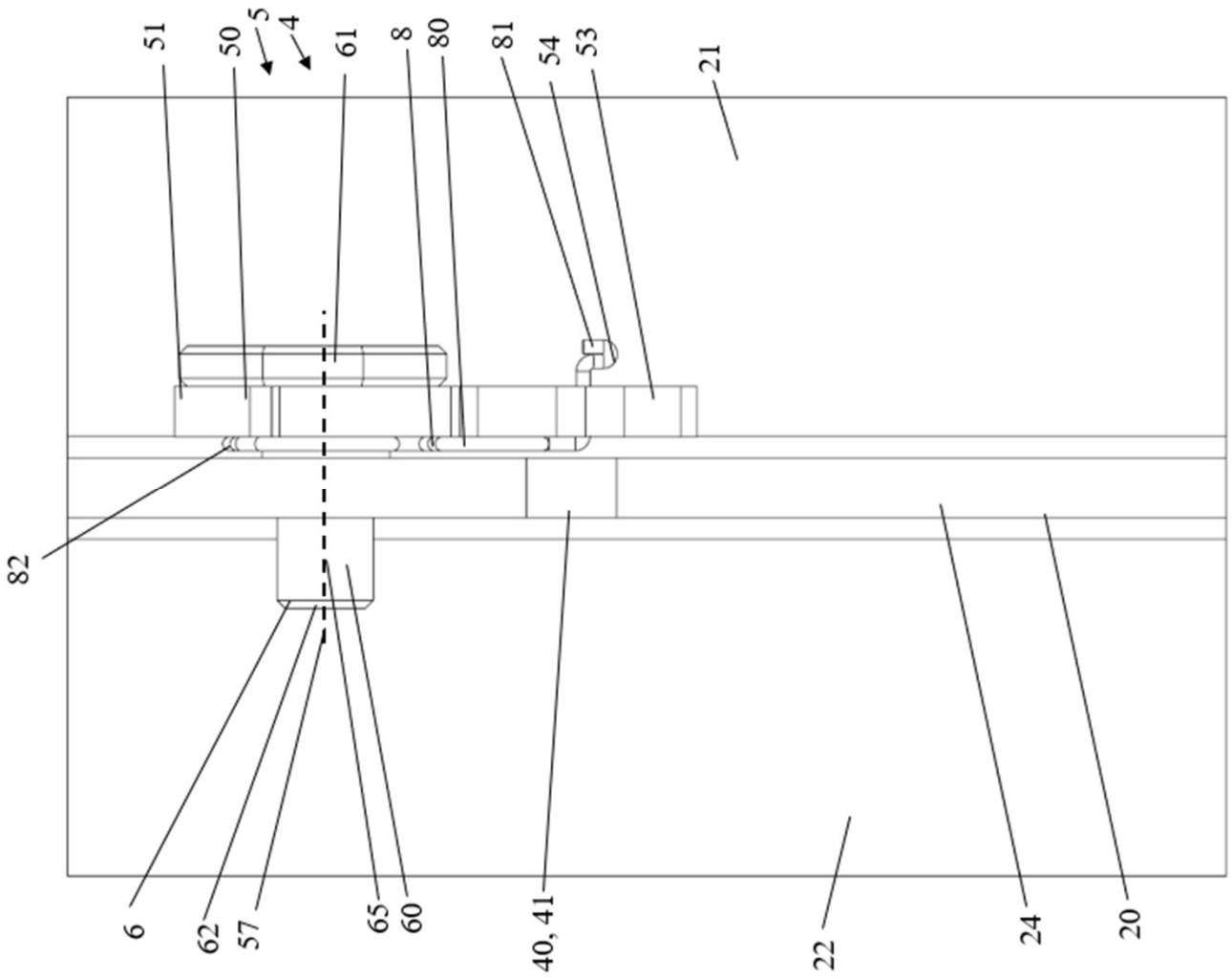


Fig. 7

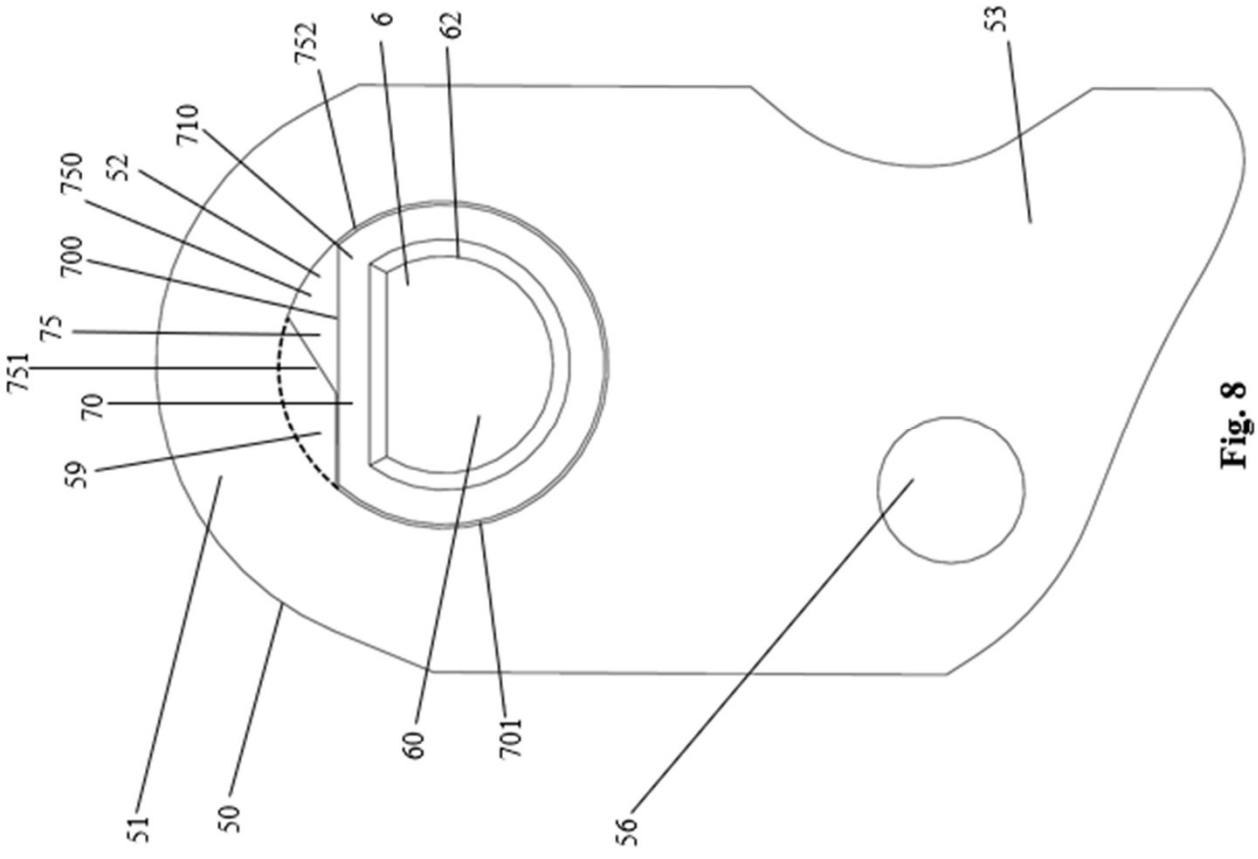


Fig. 8

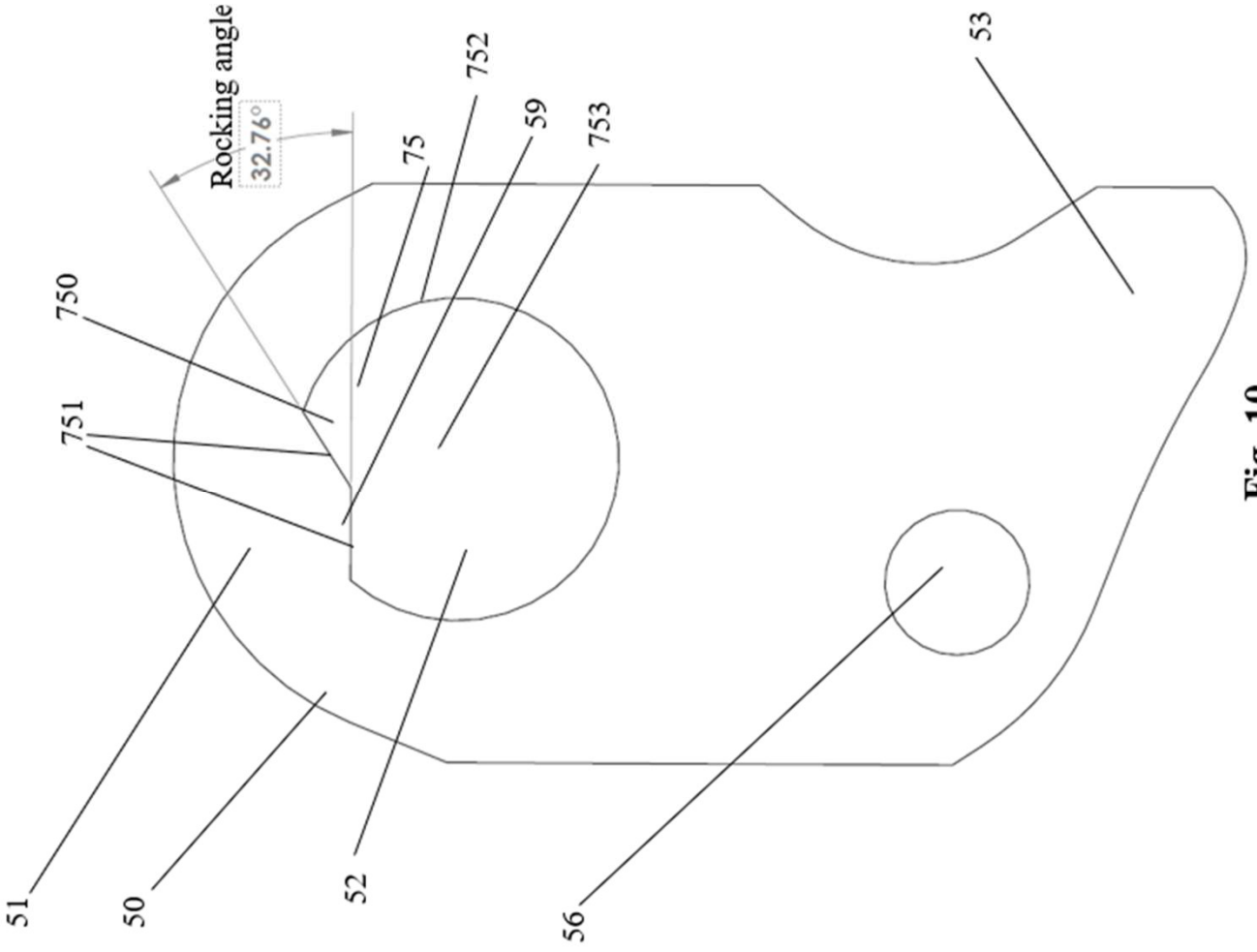


Fig. 10

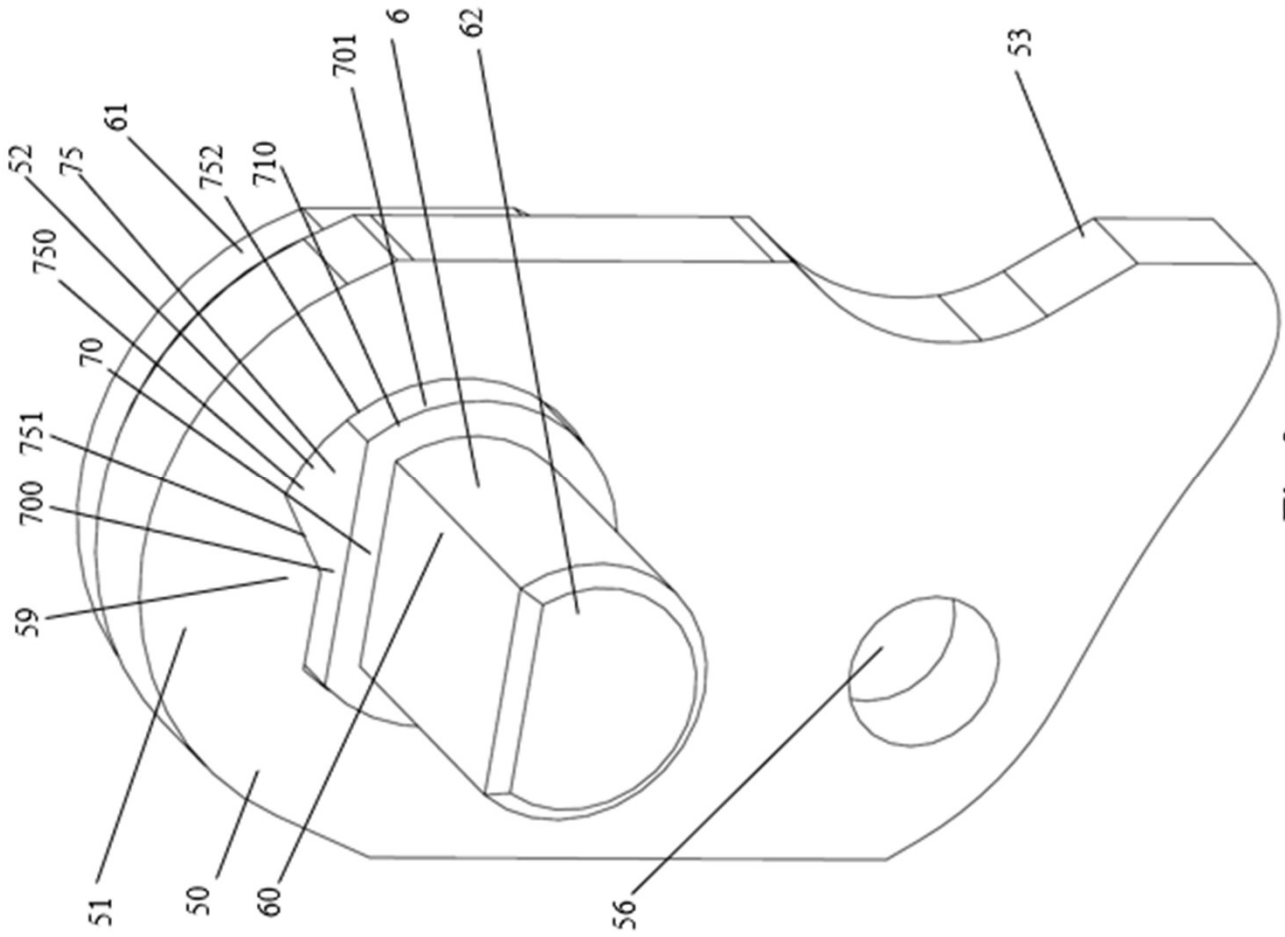


Fig. 9

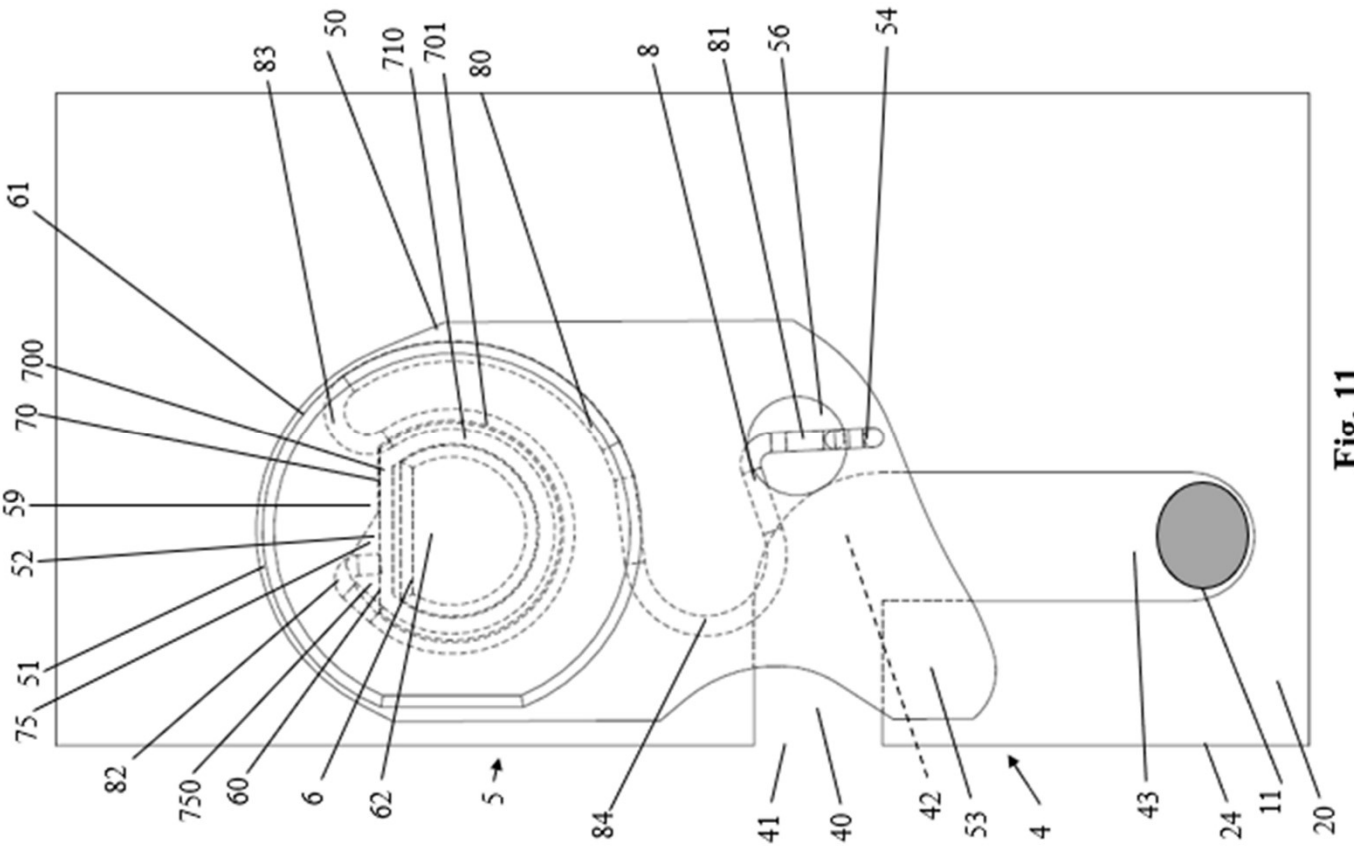


Fig. 11

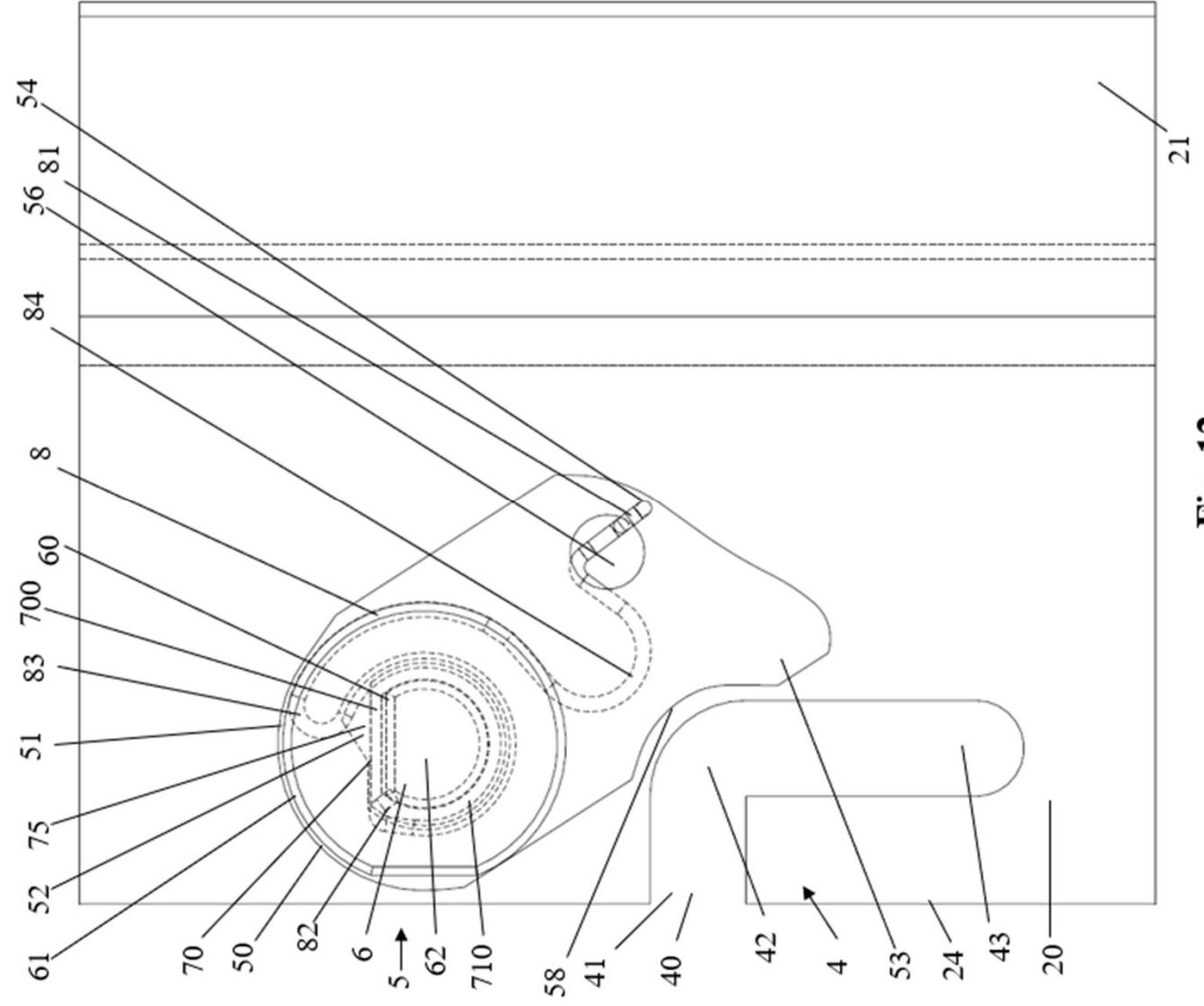


Fig. 12

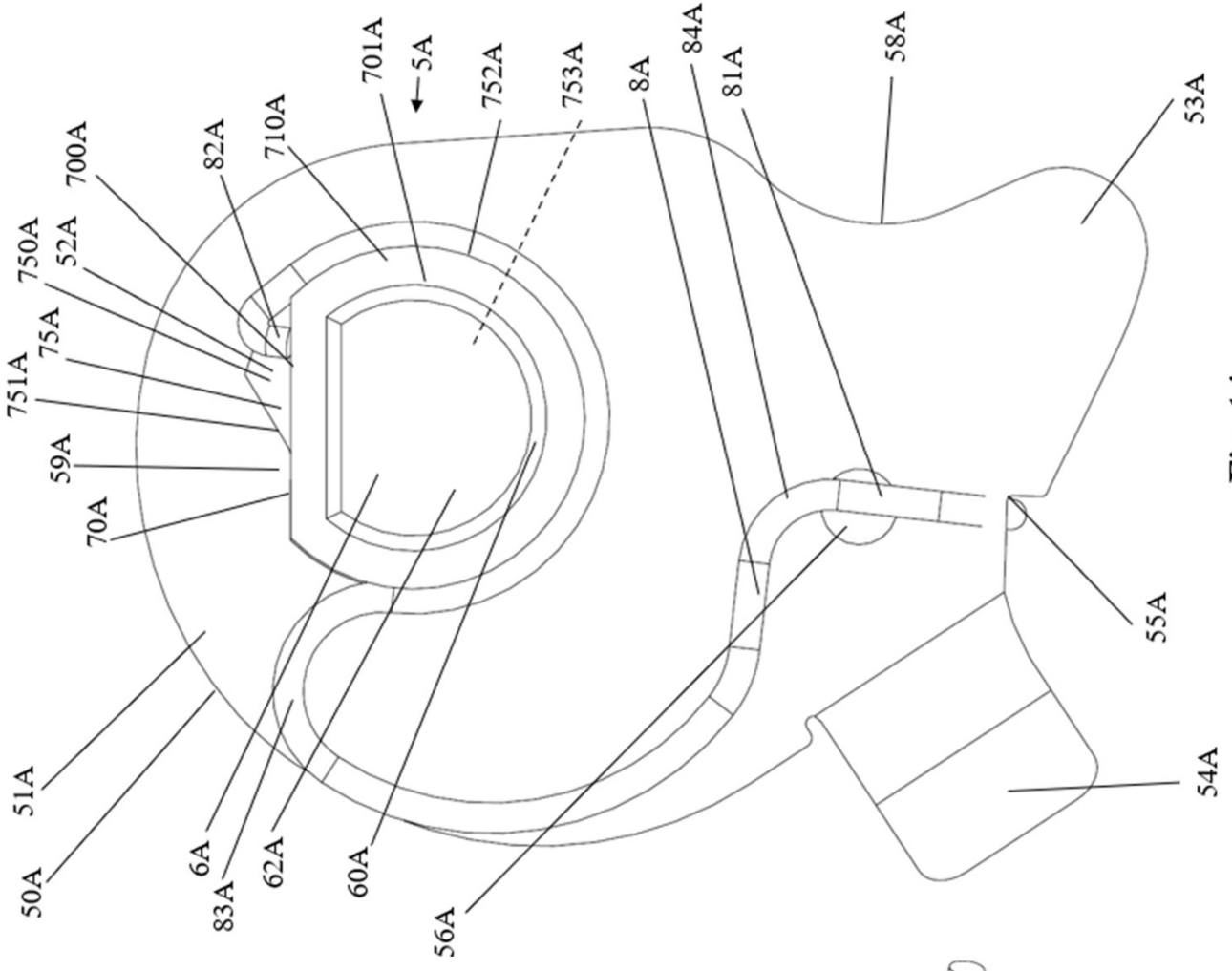


Fig. 13

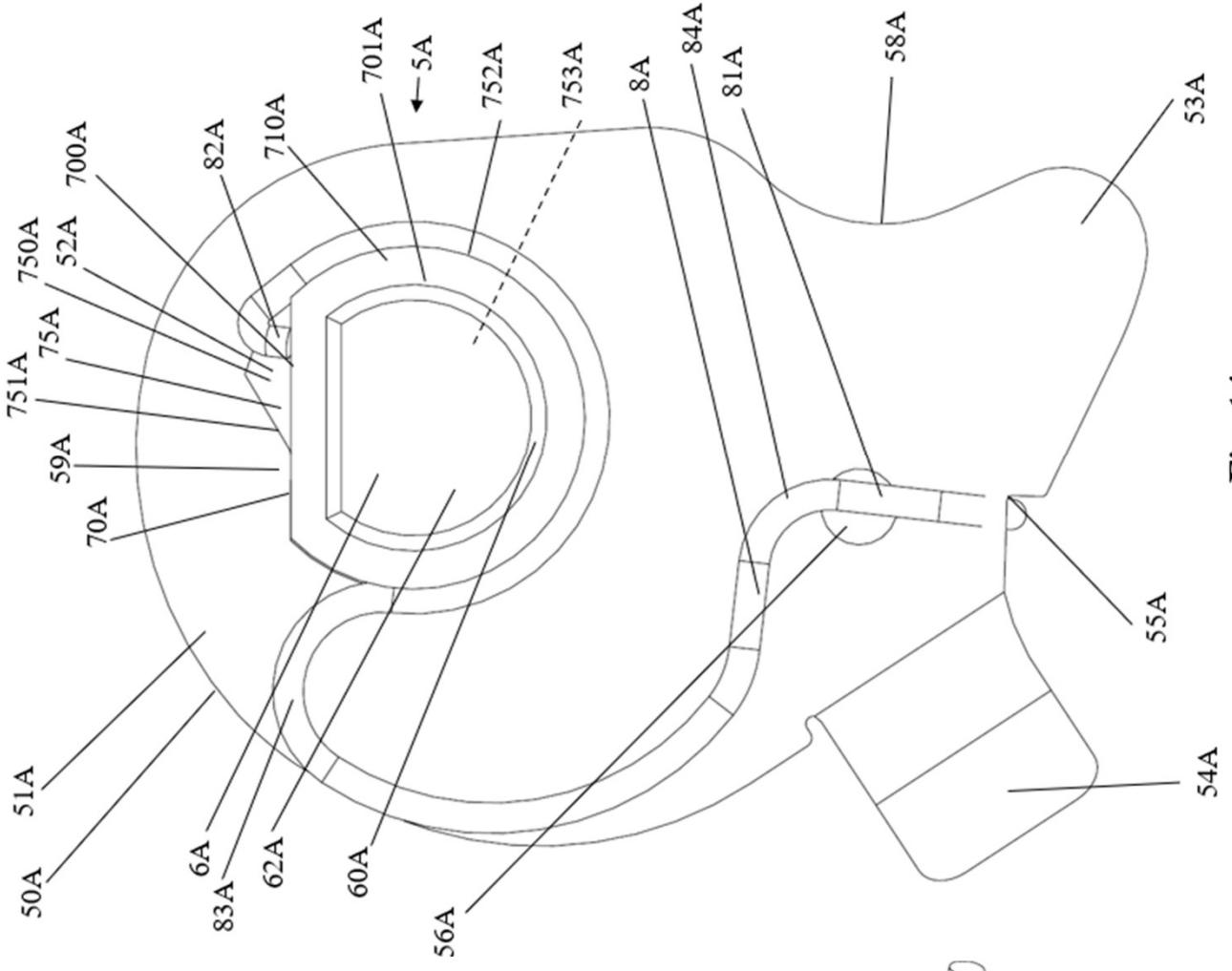


Fig. 14

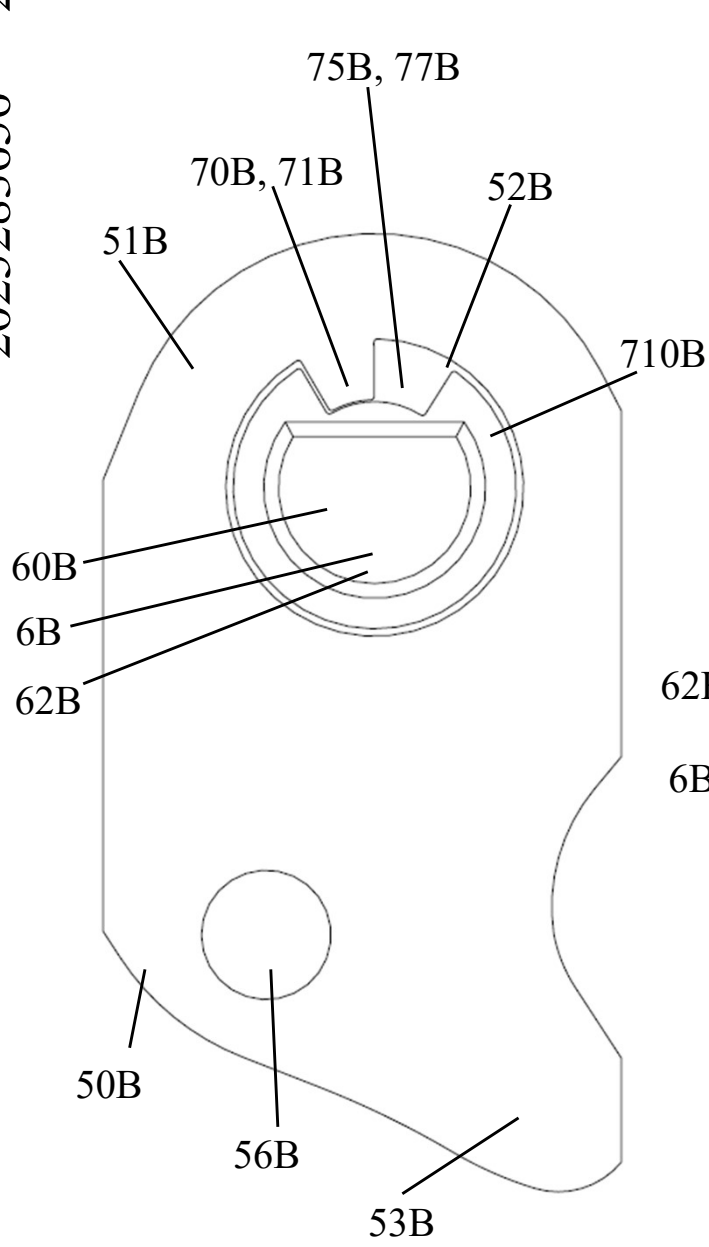


Fig. 15

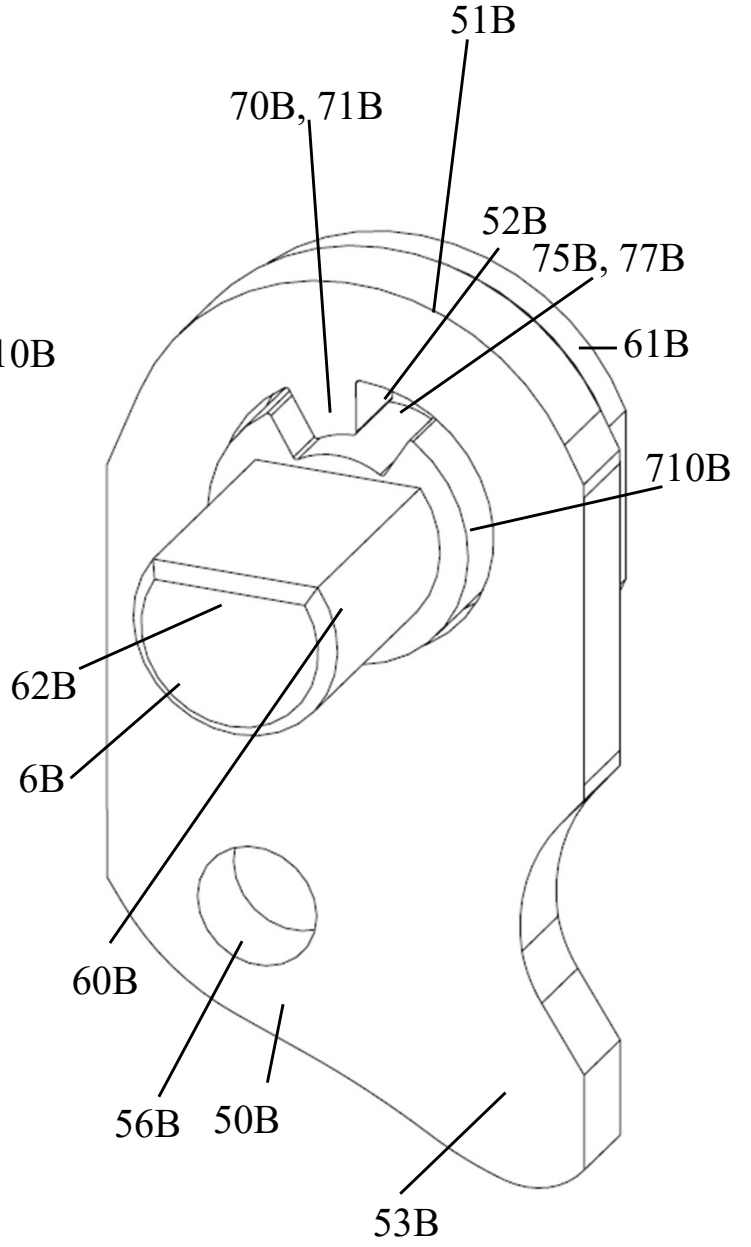


Fig. 16

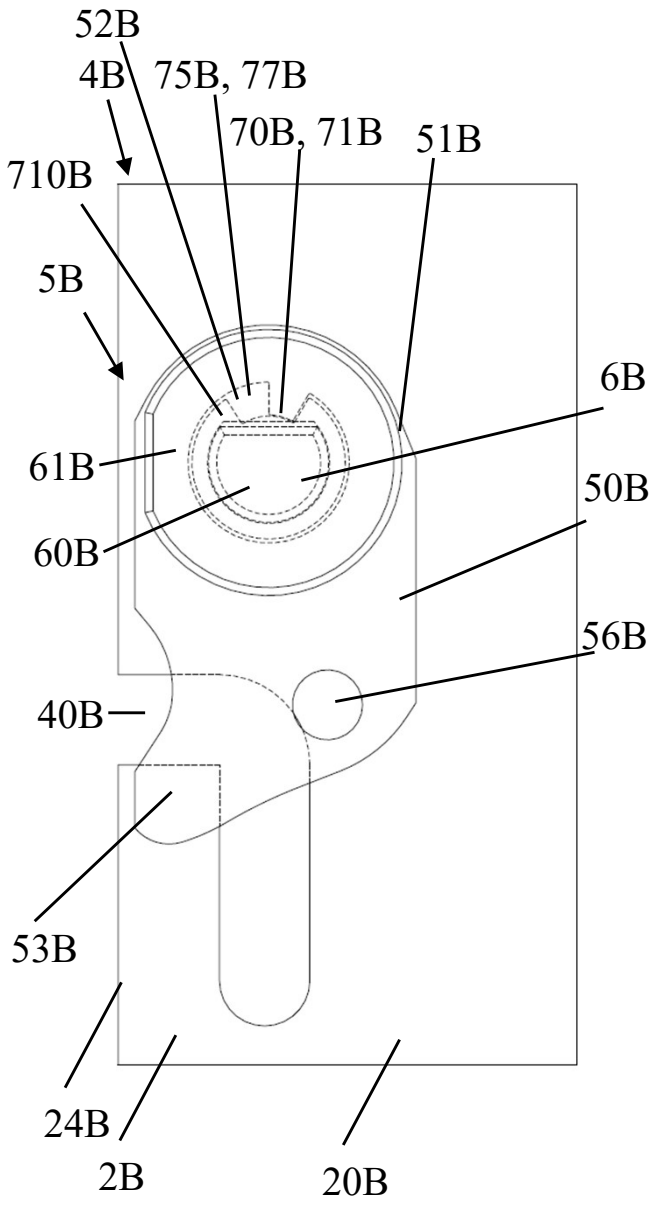


Fig. 17

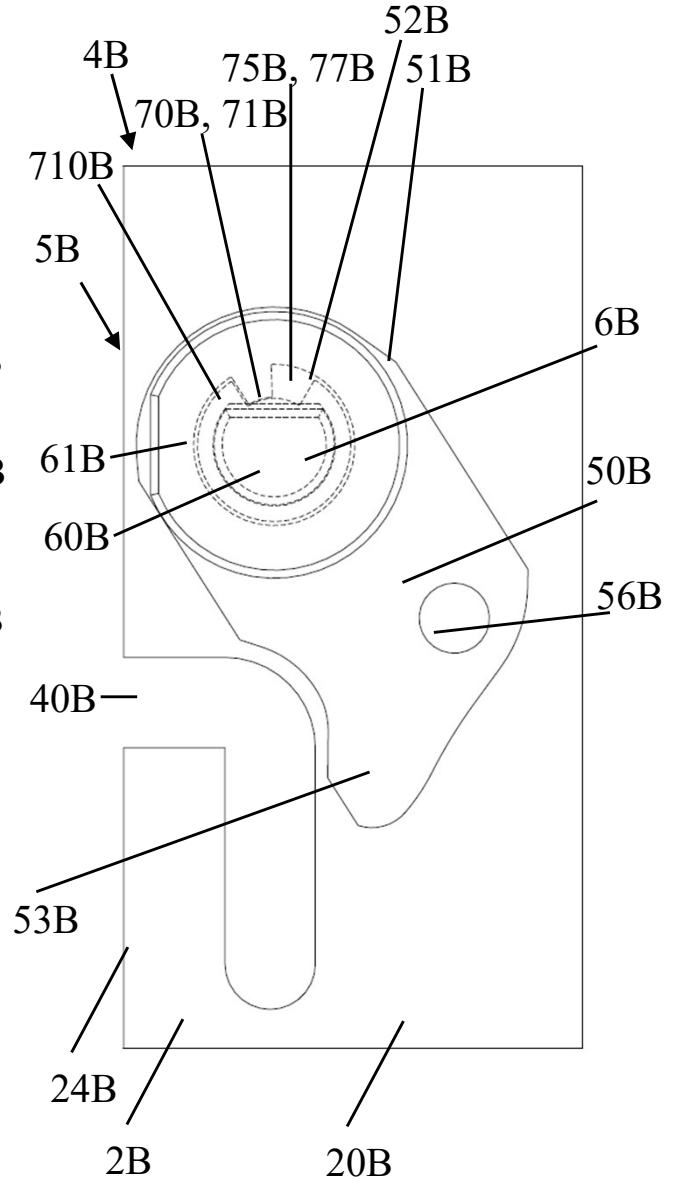


Fig. 18

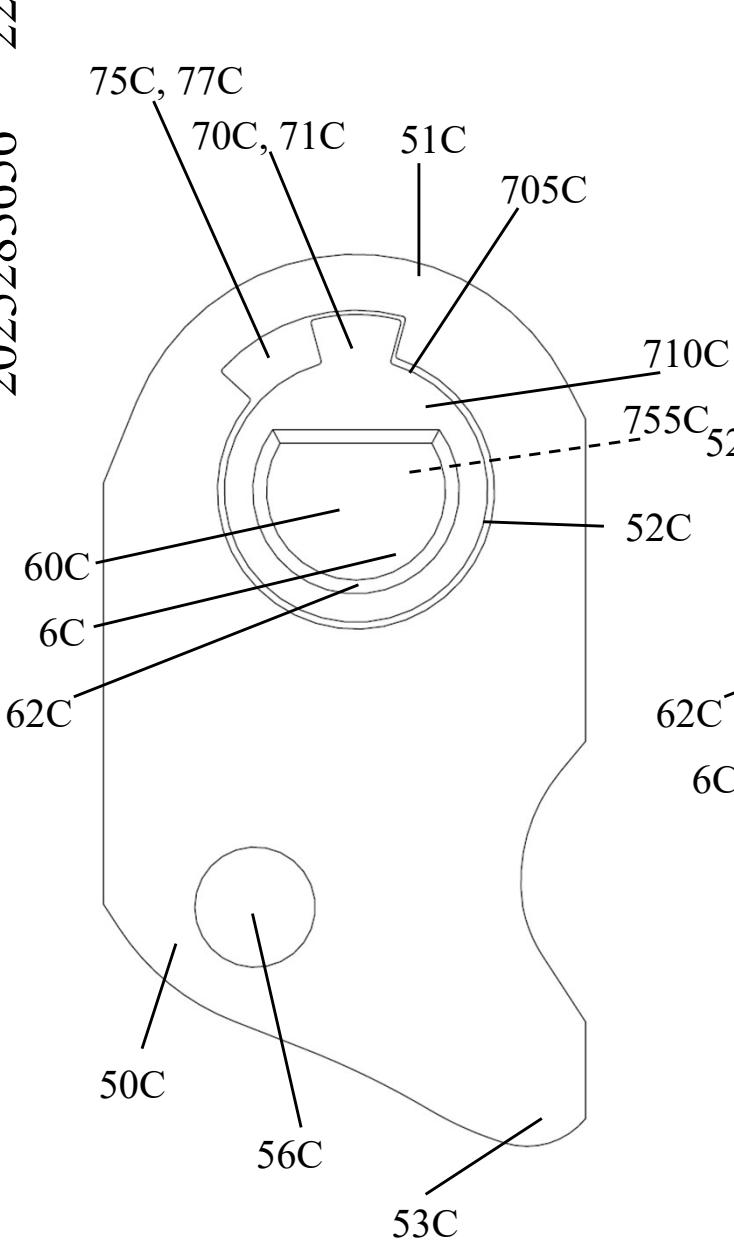


Fig. 19

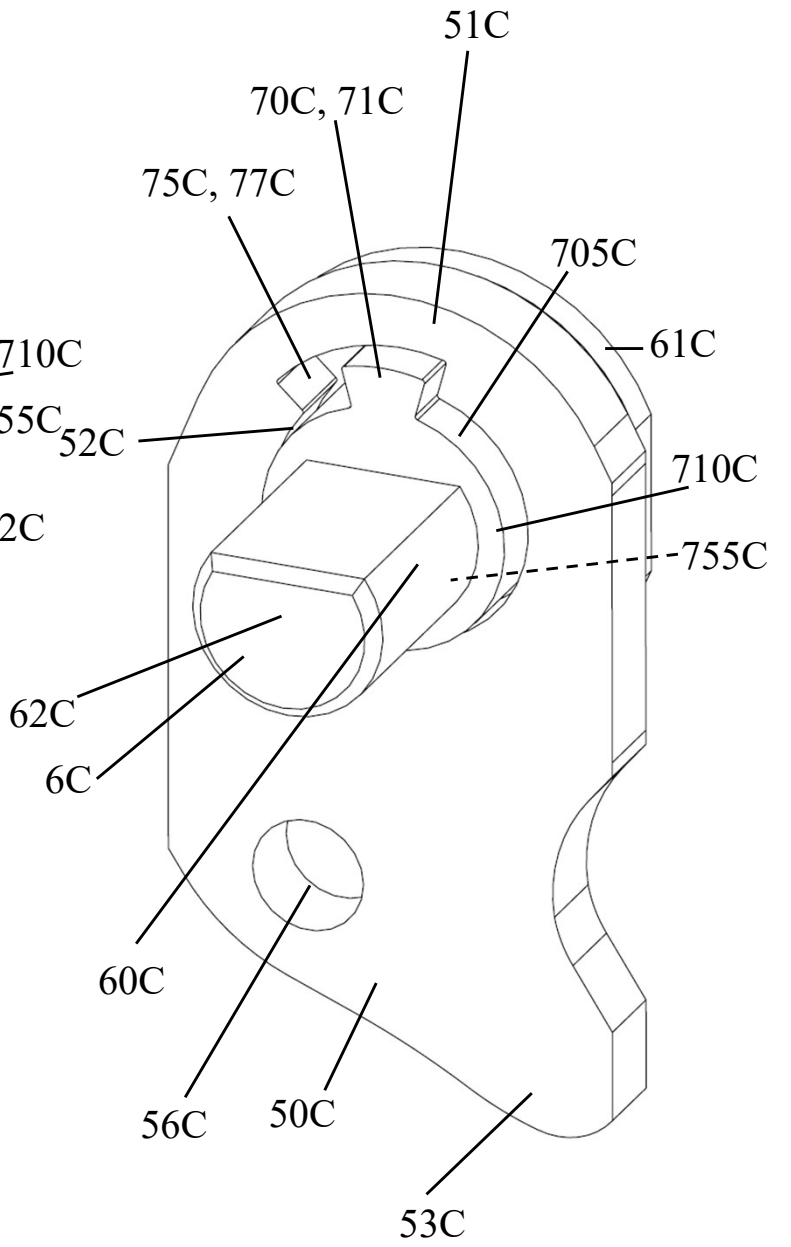


Fig. 20

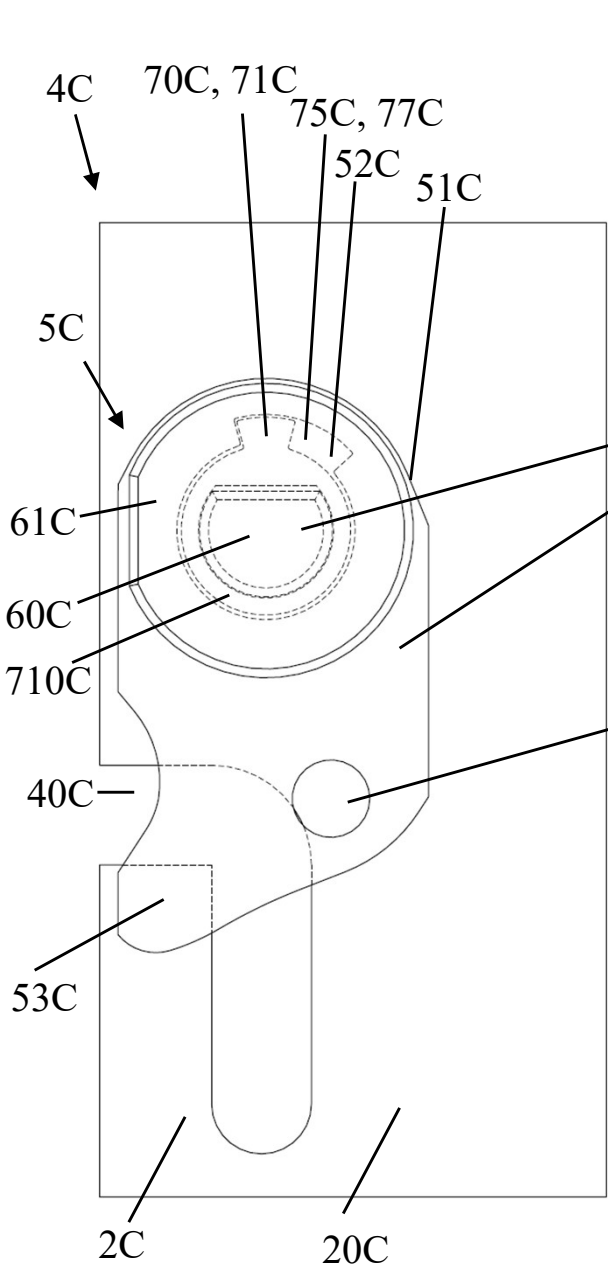


Fig. 21

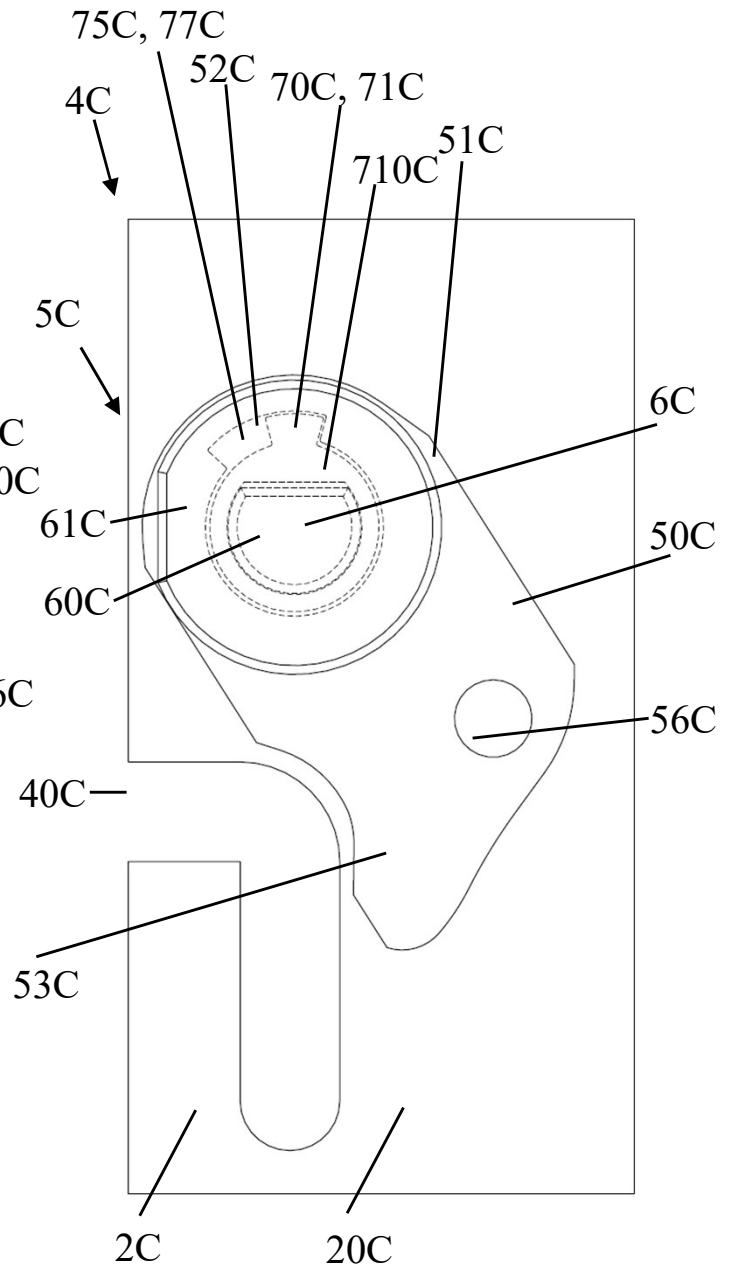


Fig. 22

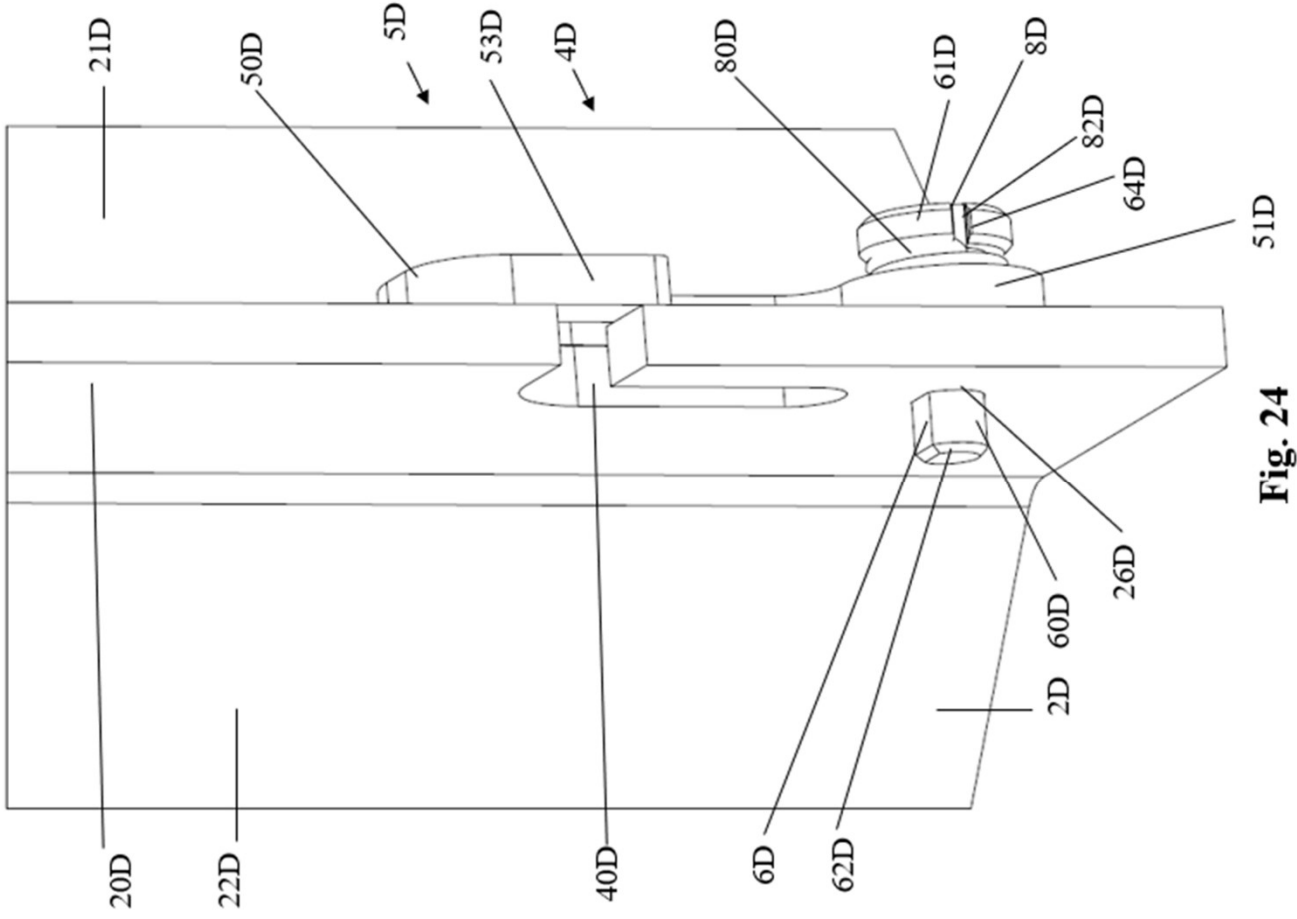


Fig. 24

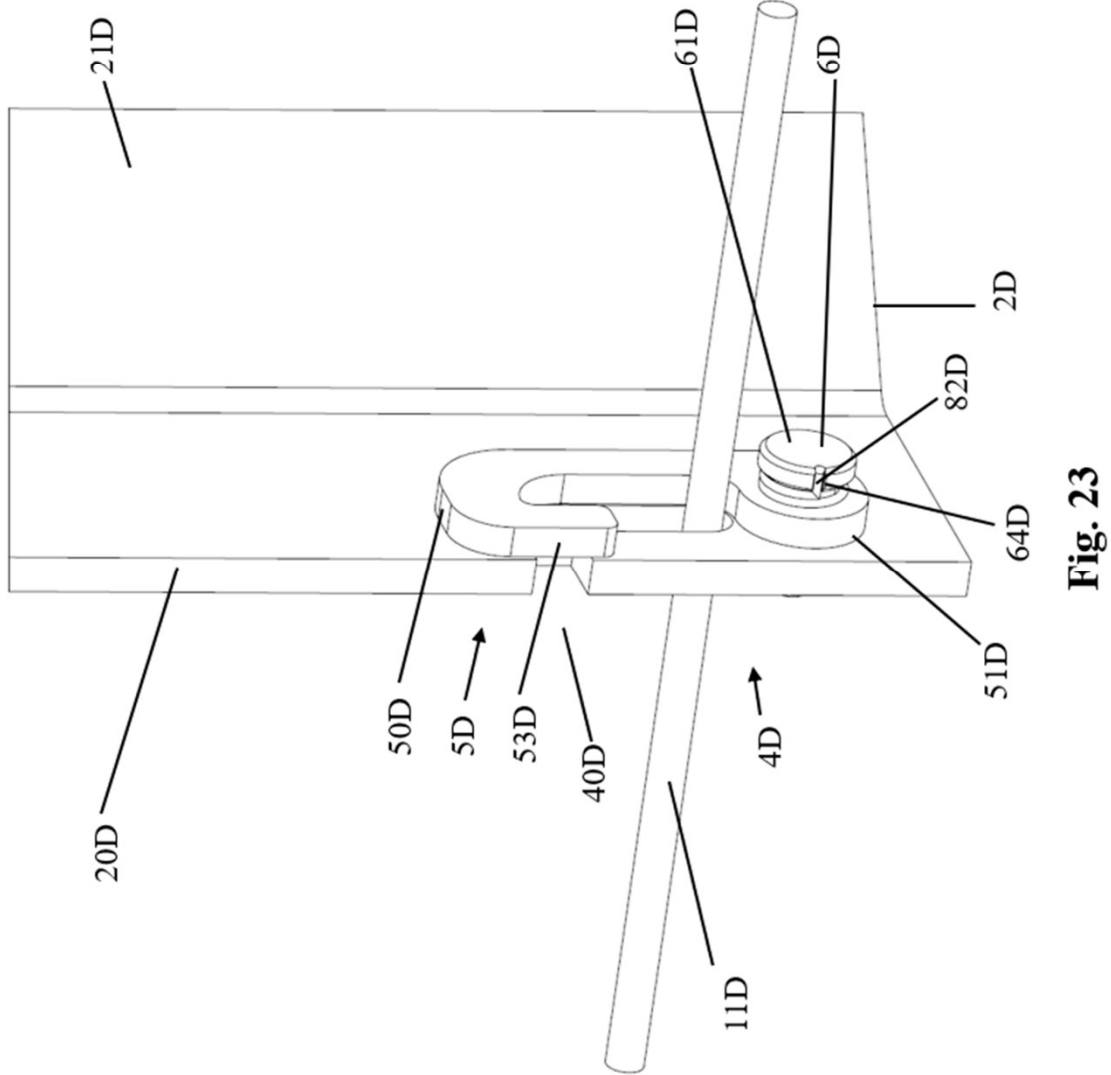


Fig. 23

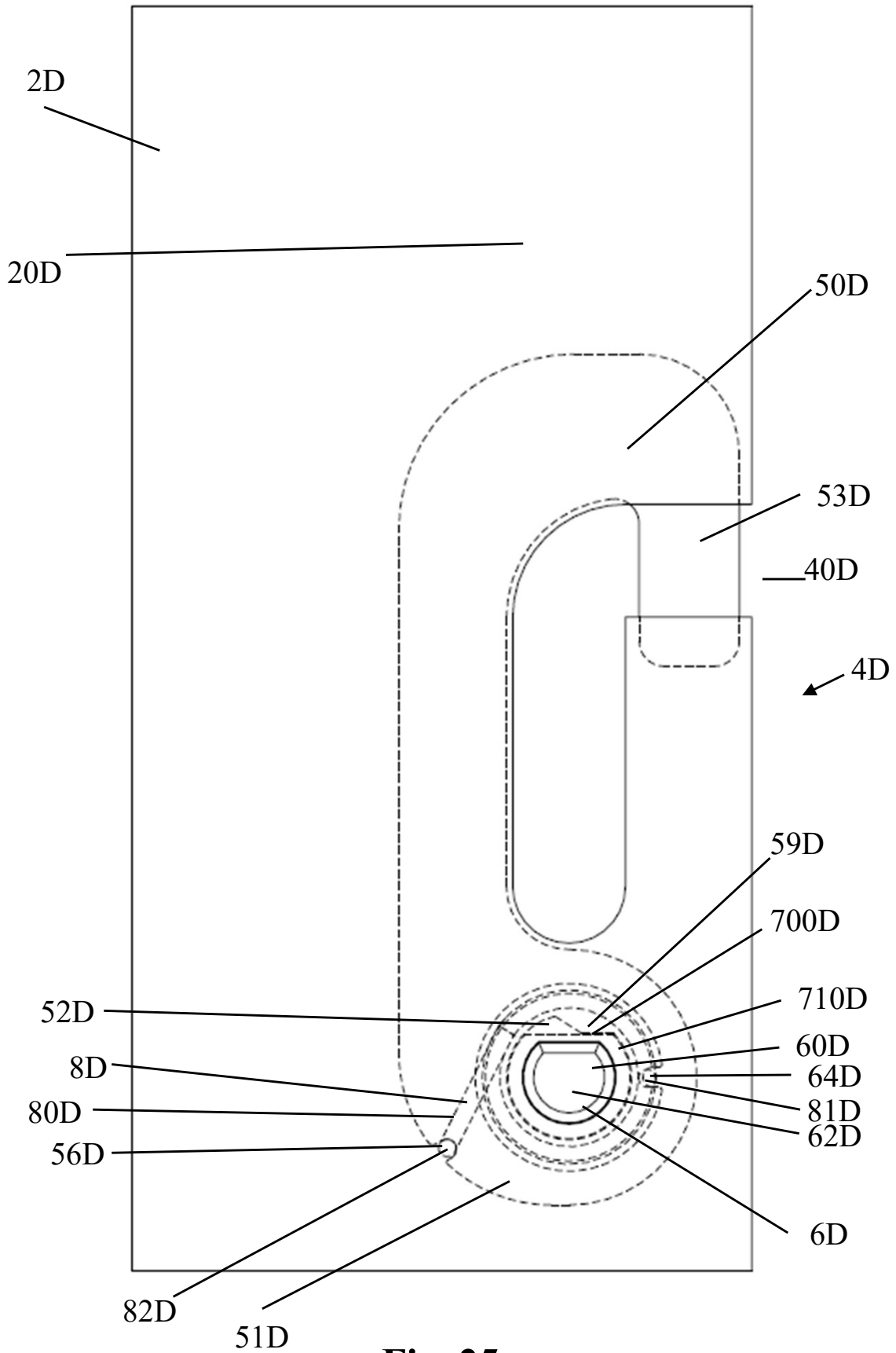


Fig. 25

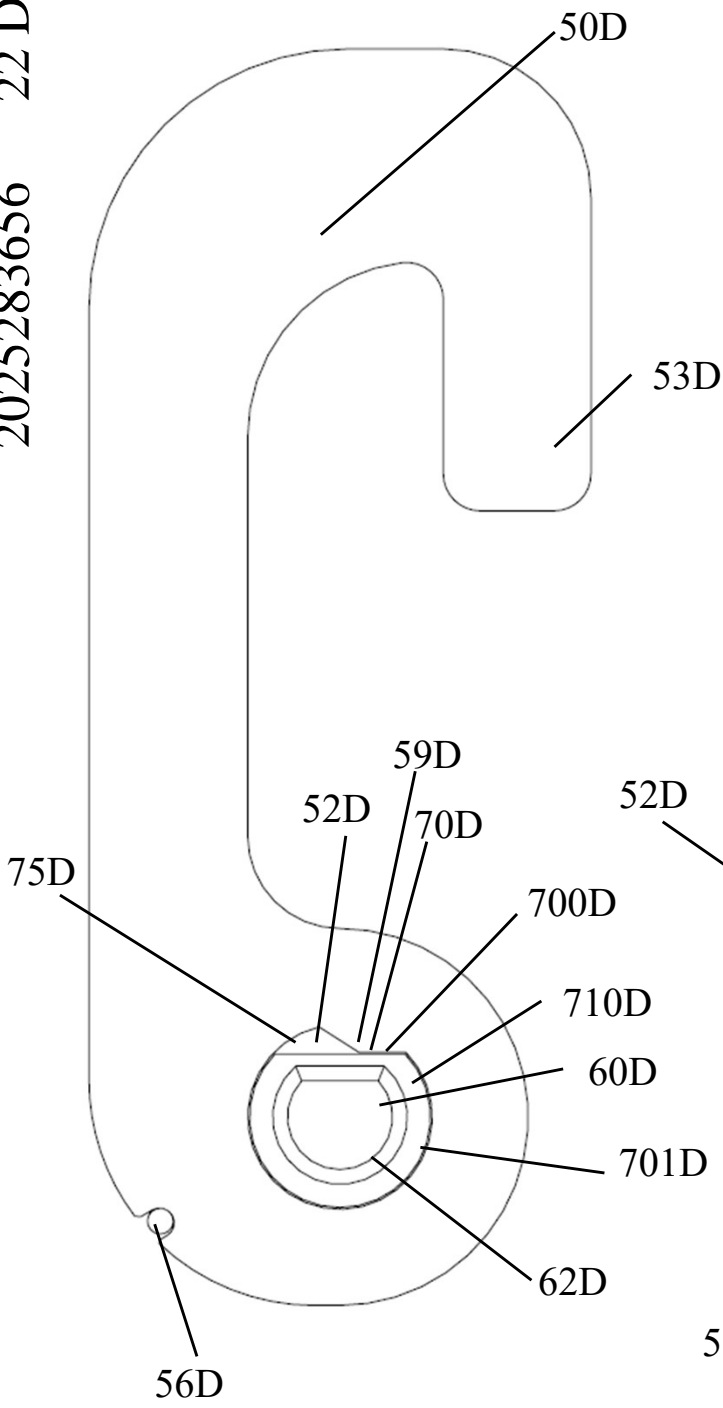


Fig. 26

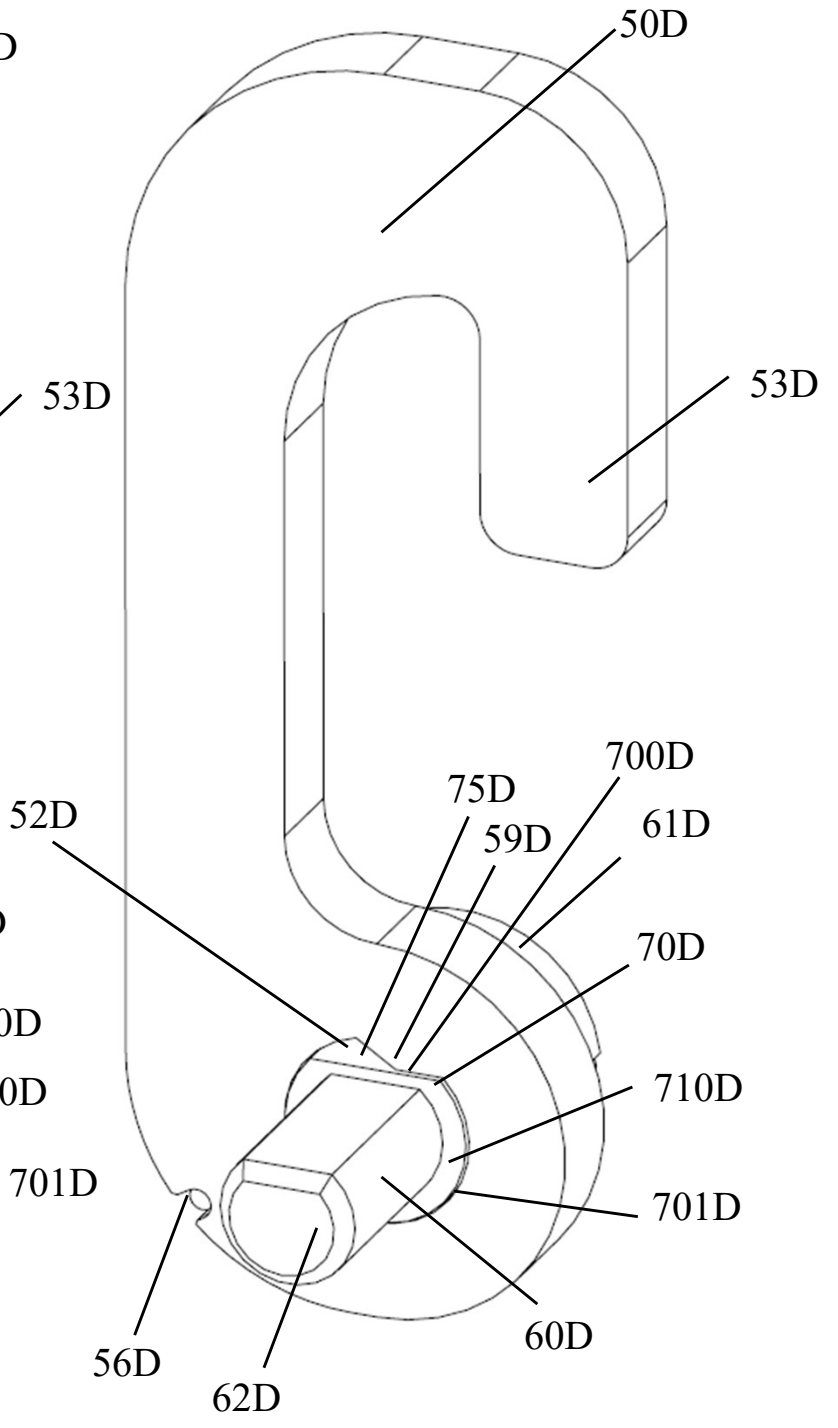


Fig. 27

2025283656 22 Dec 2025

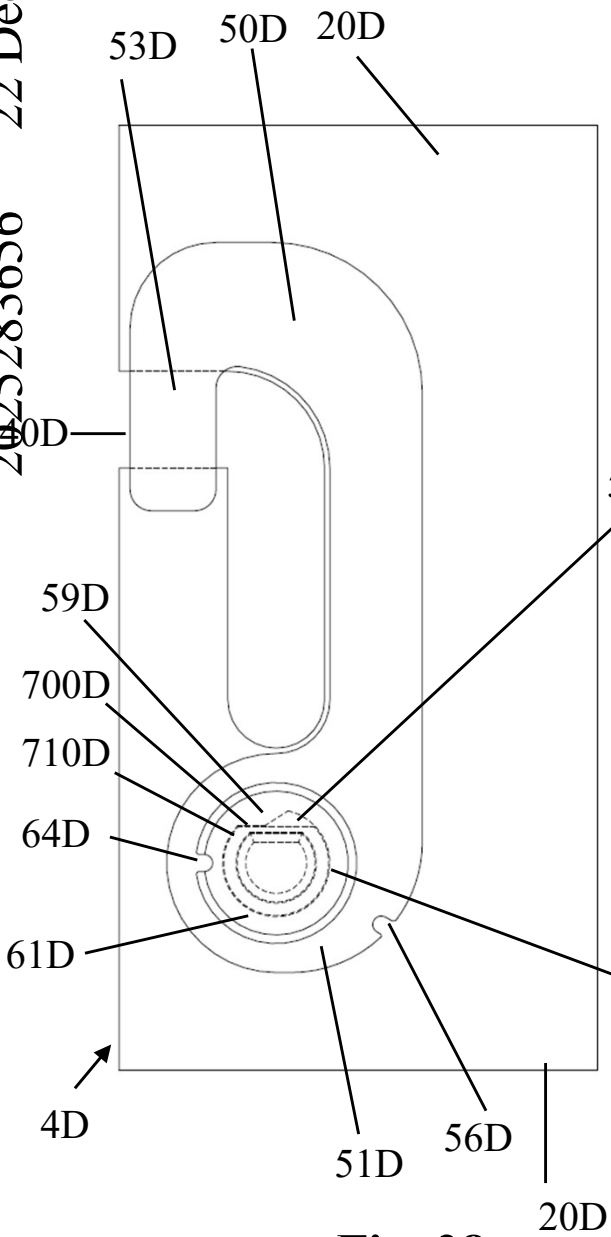


Fig. 28

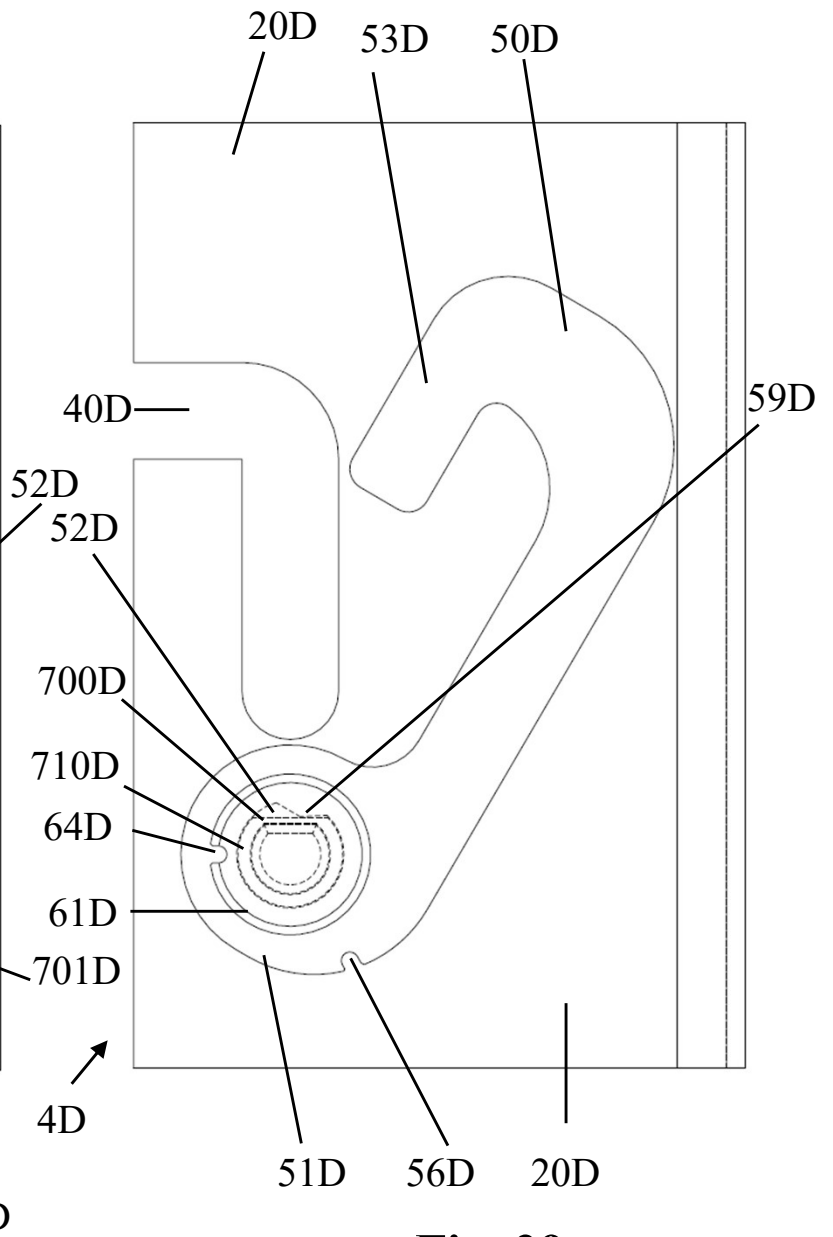


Fig. 29

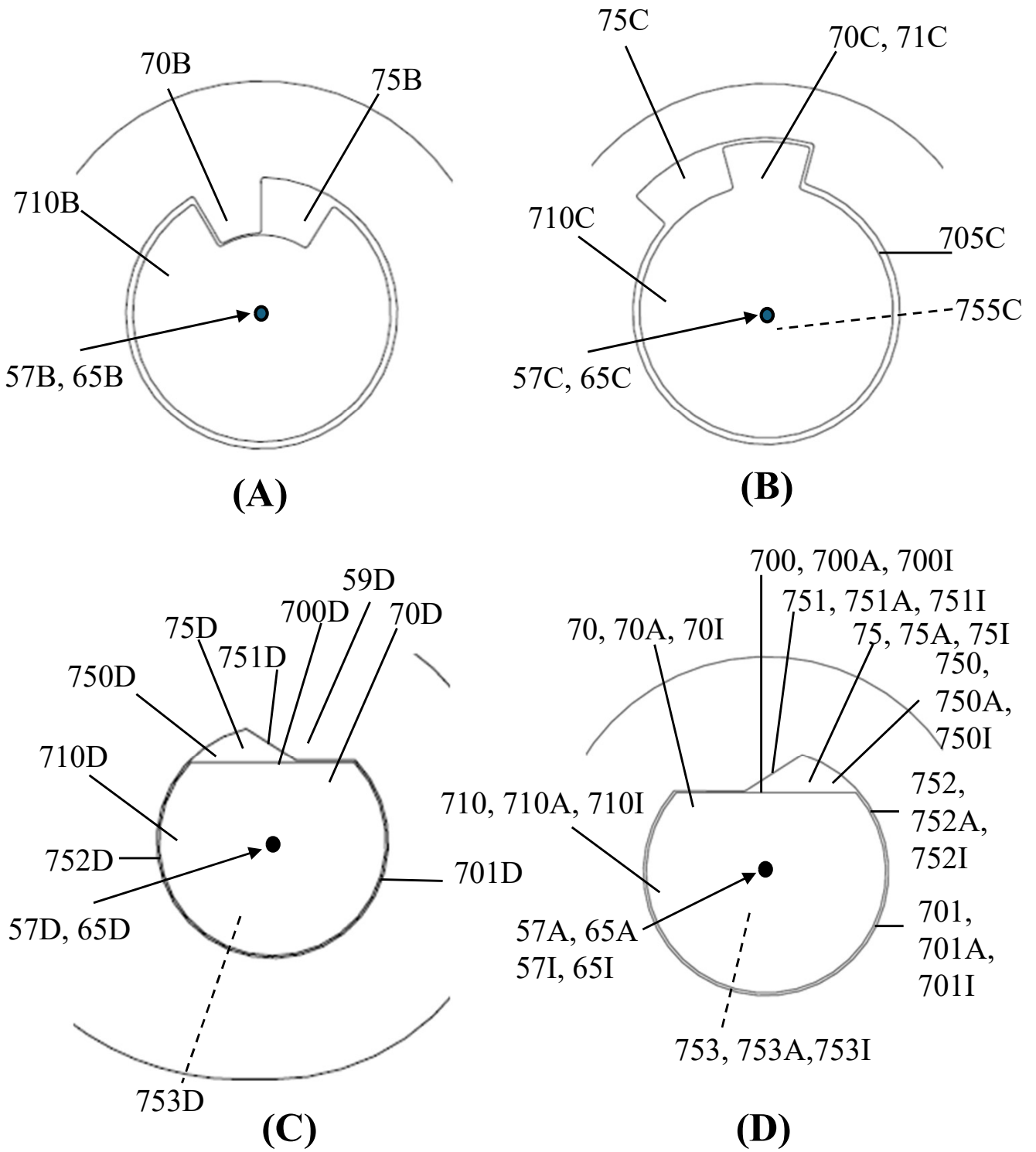


Fig. 30

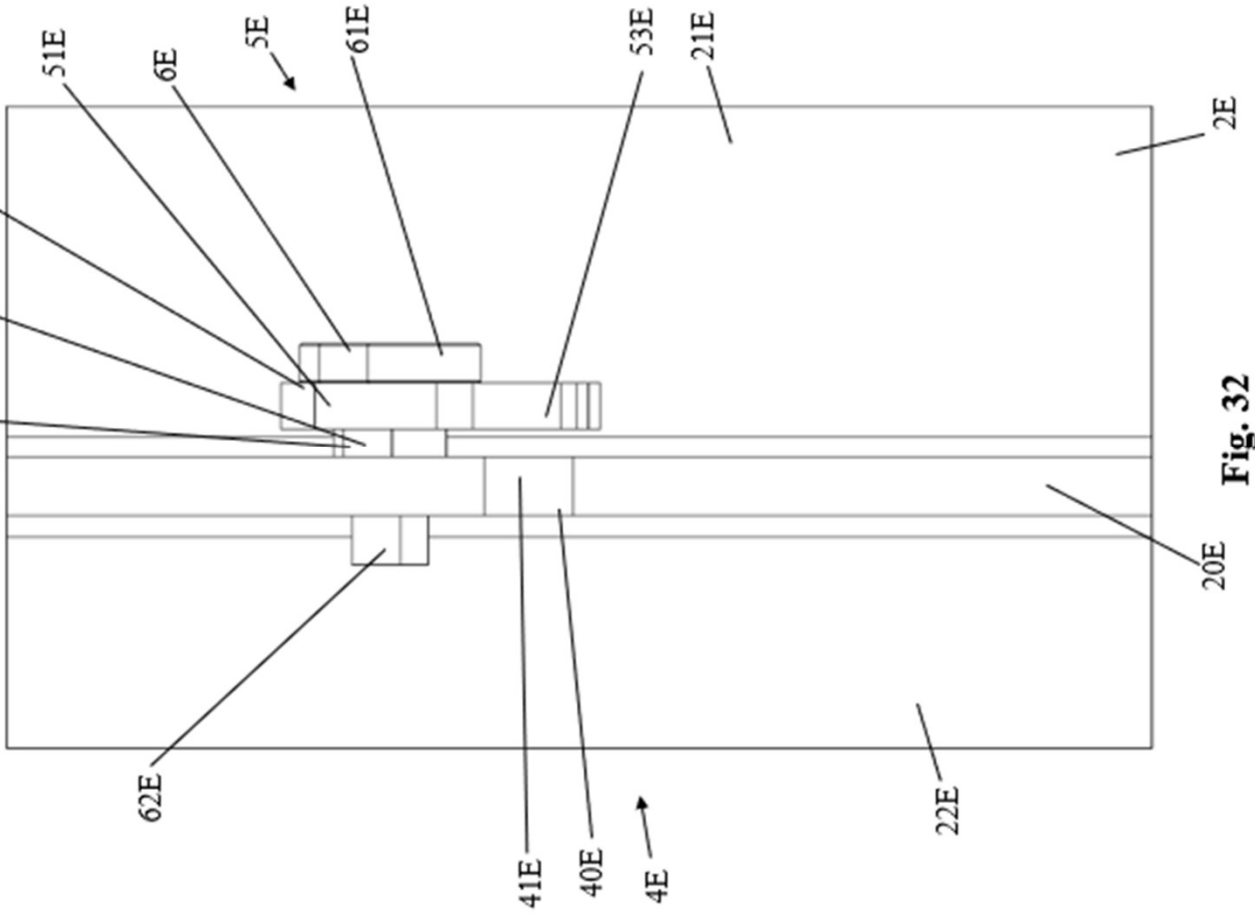


Fig. 31

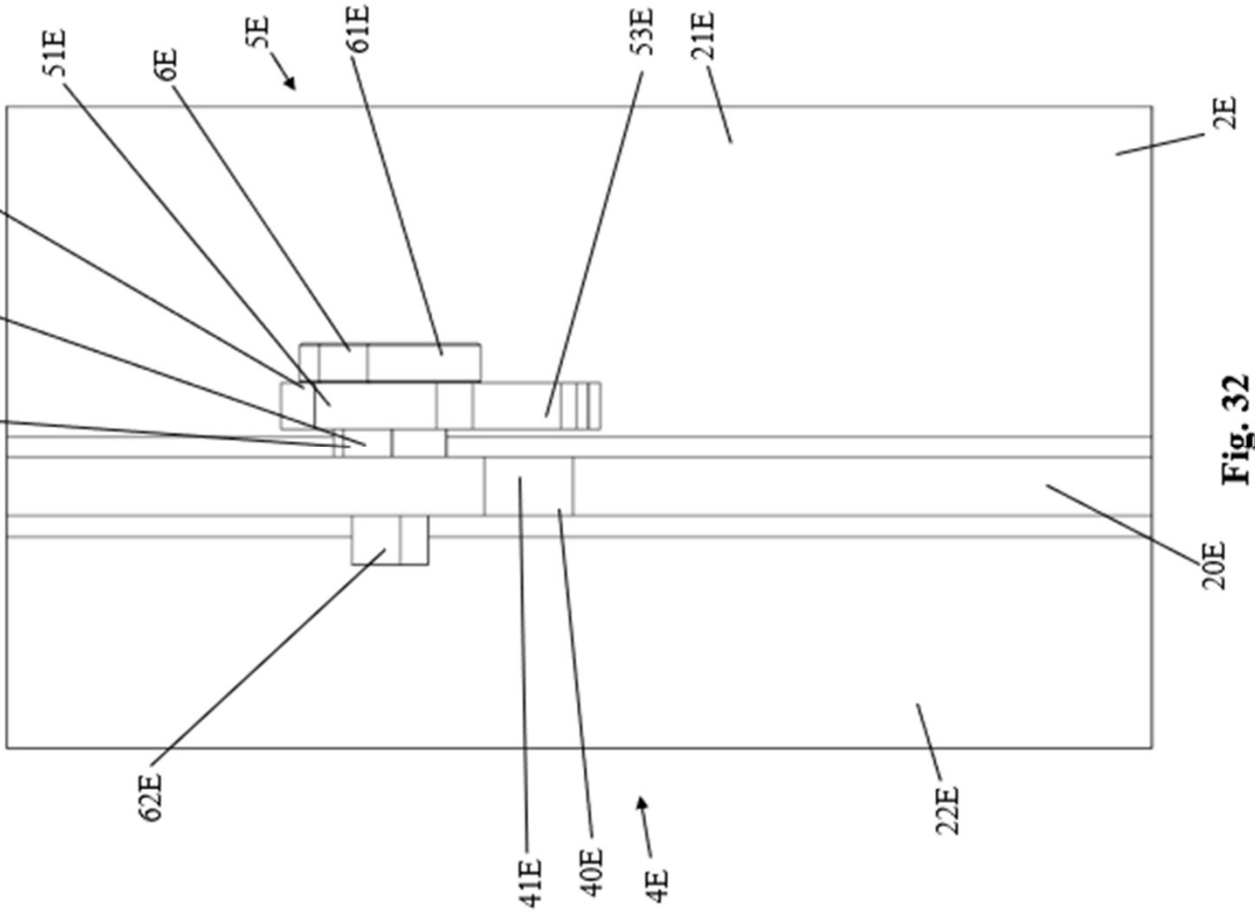


Fig. 32

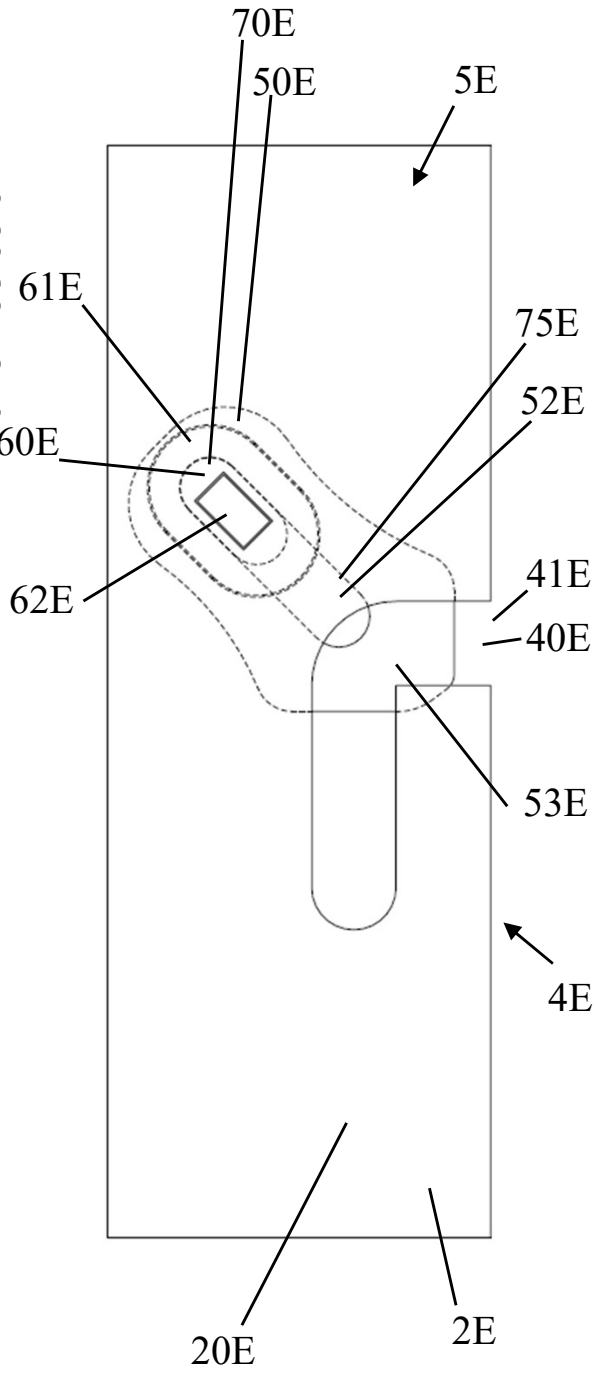


Fig. 33

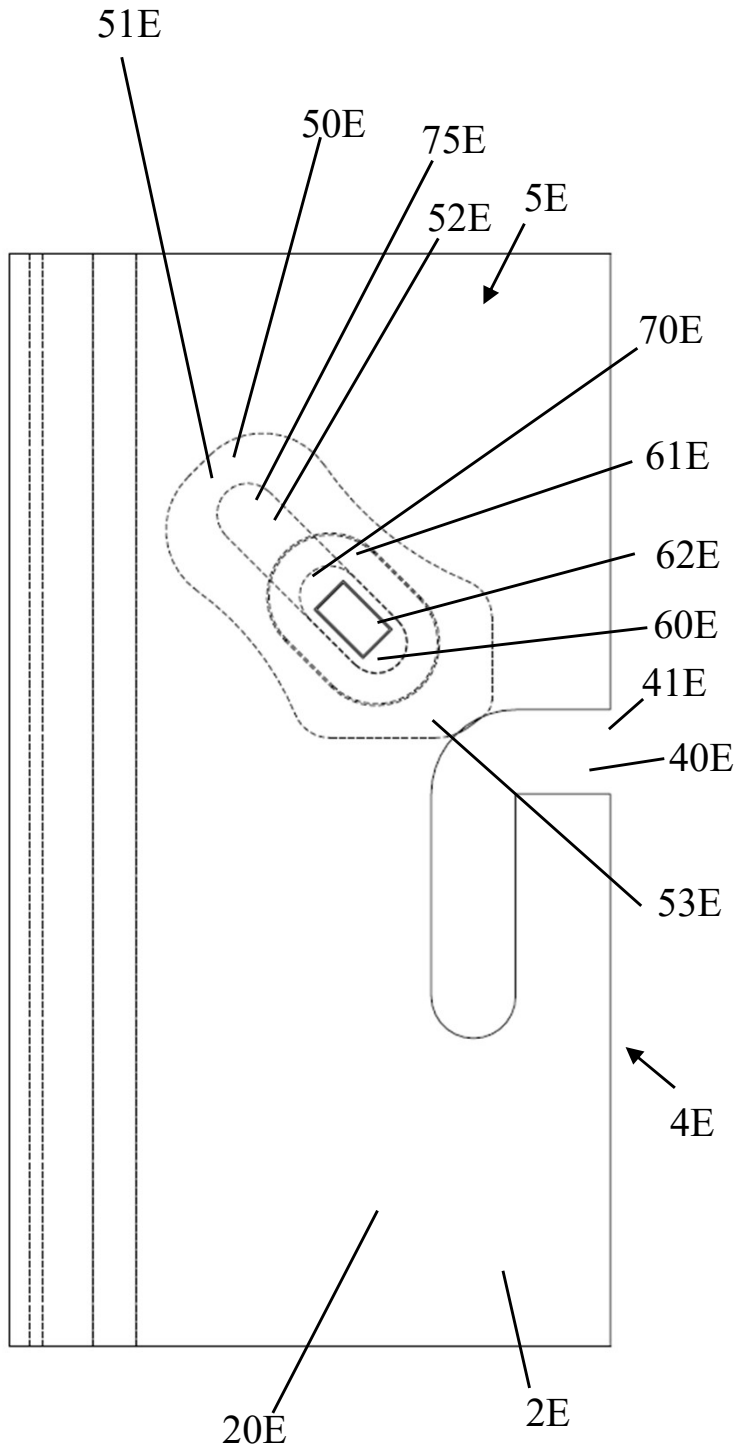


Fig. 34

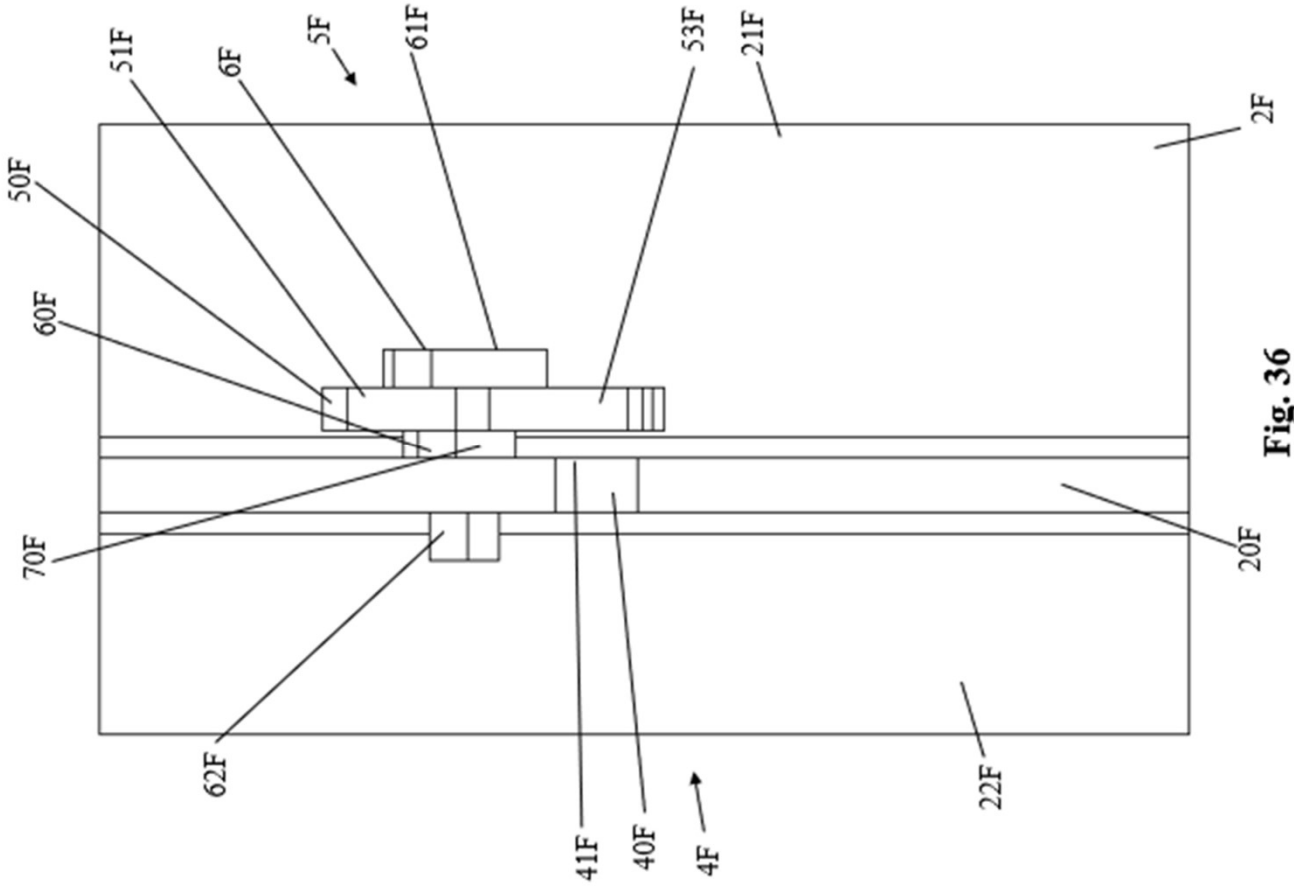


Fig. 36

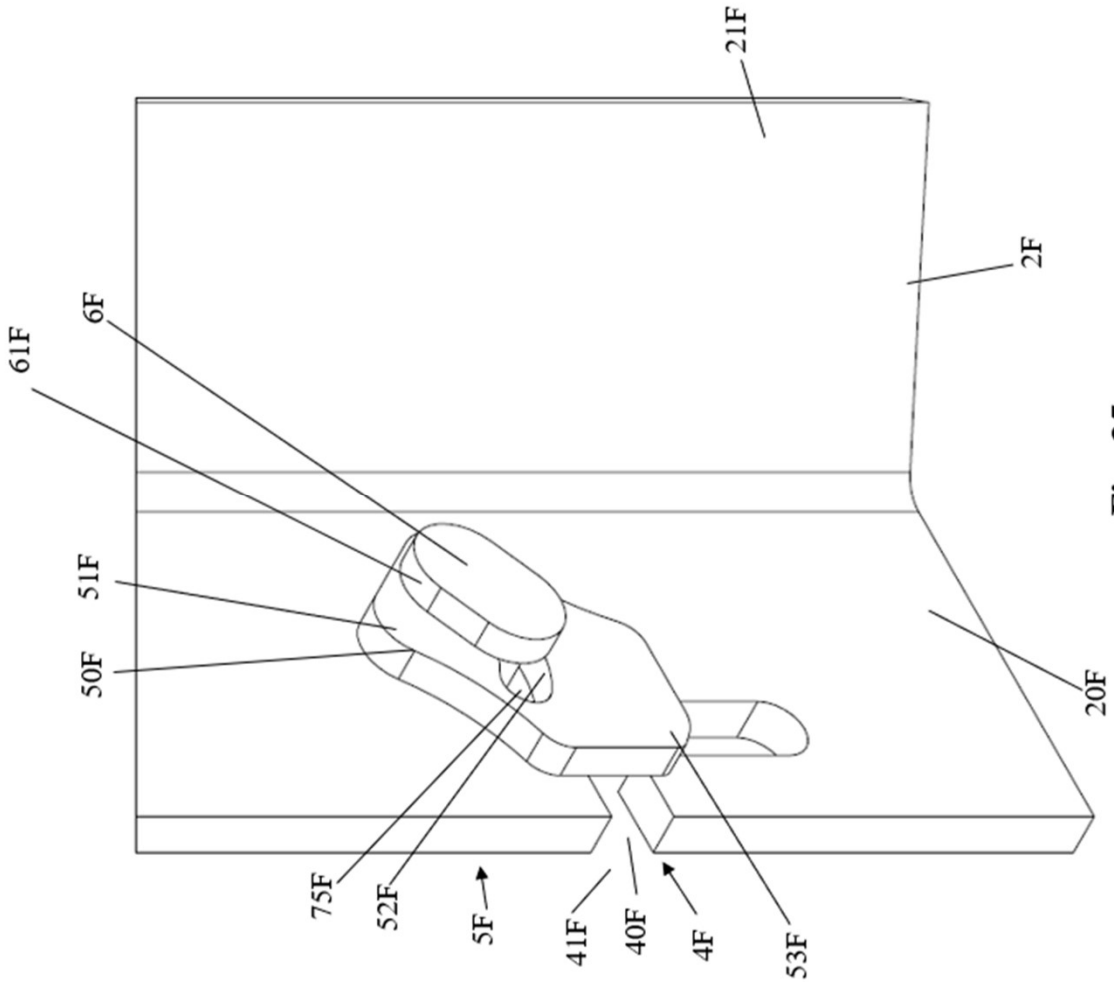


Fig. 35

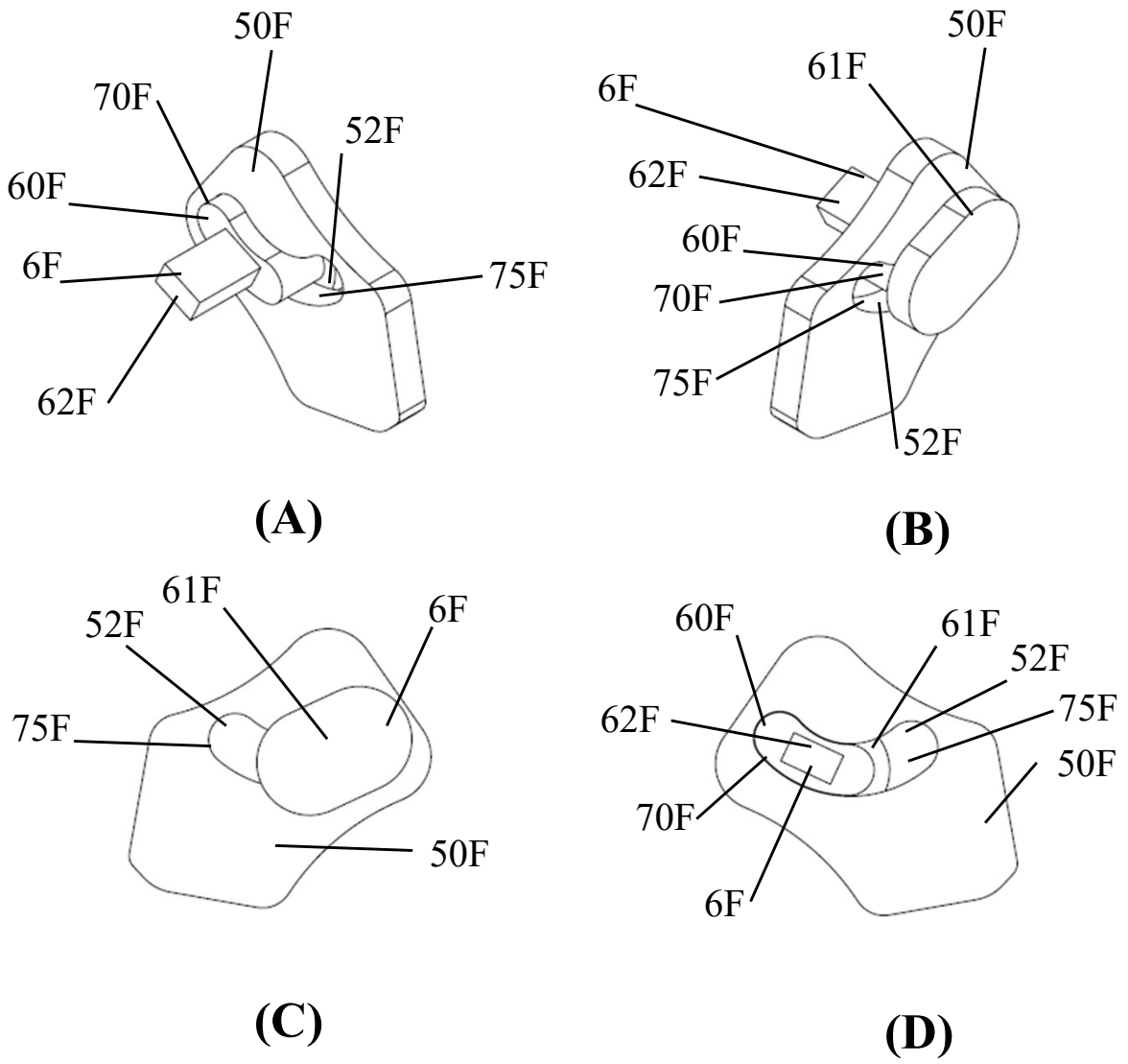


Fig. 37

2025283656 22 Dec 2025

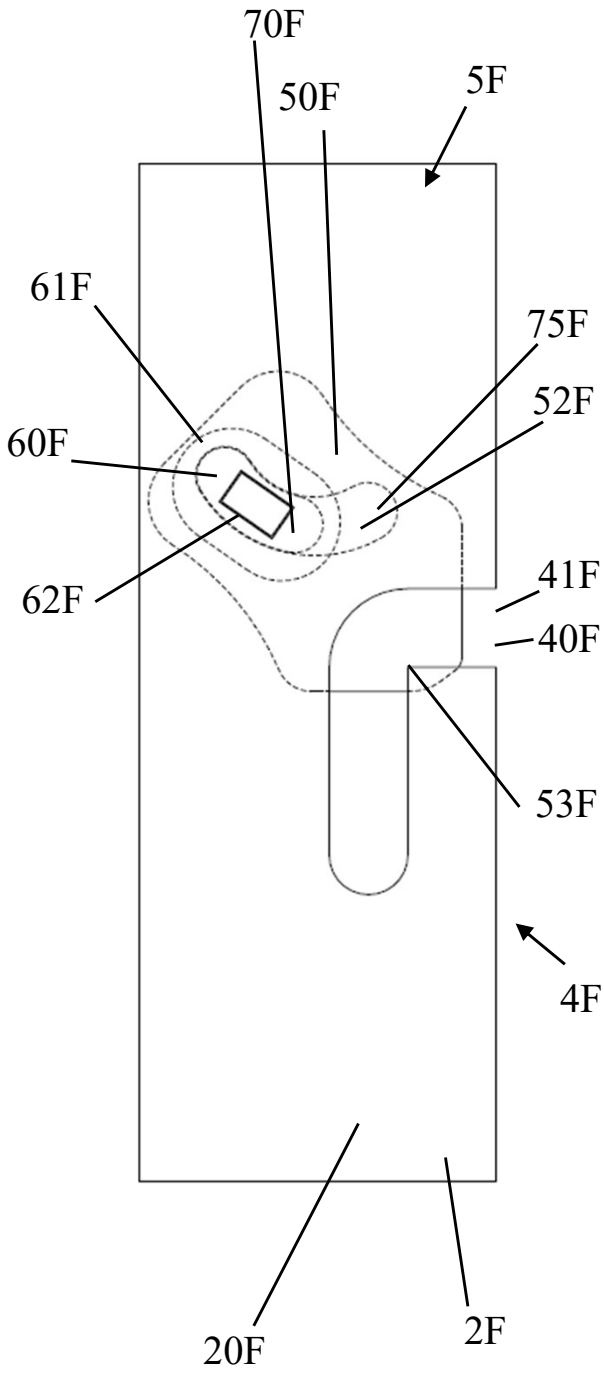


Fig. 38

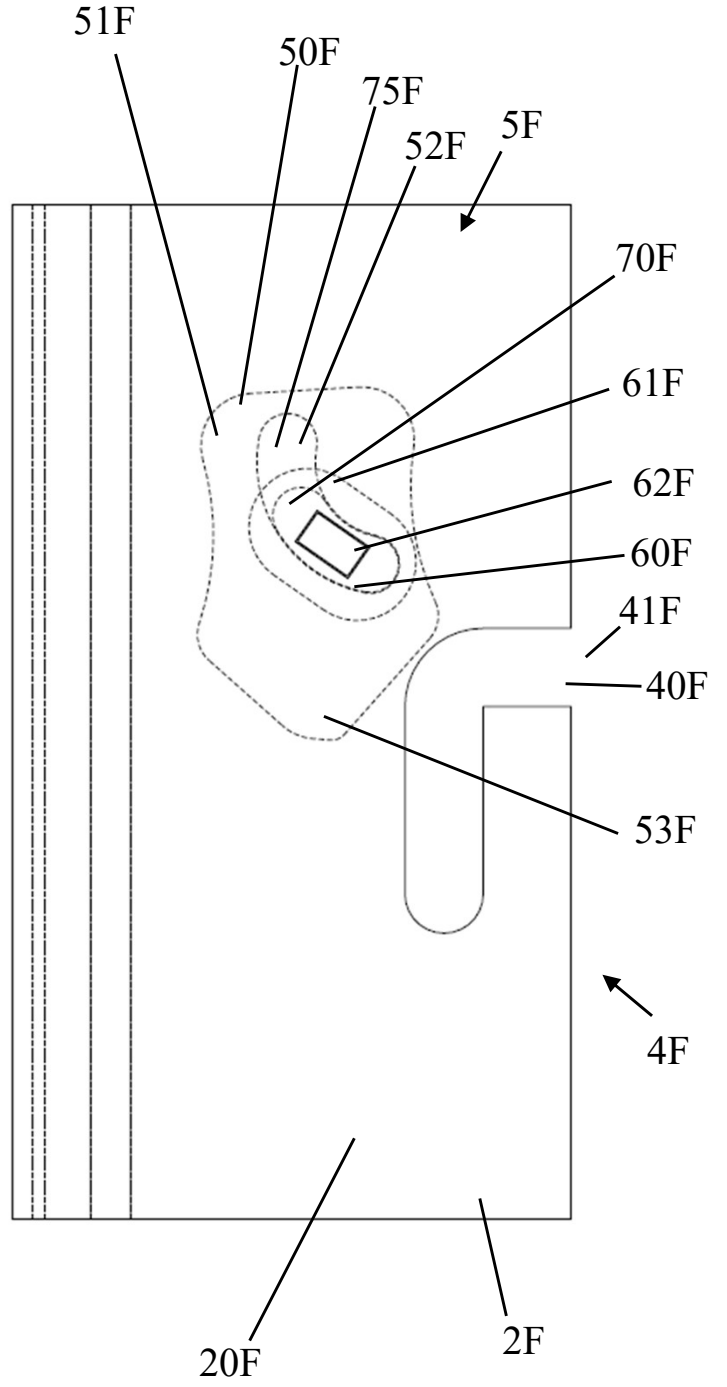


Fig. 39

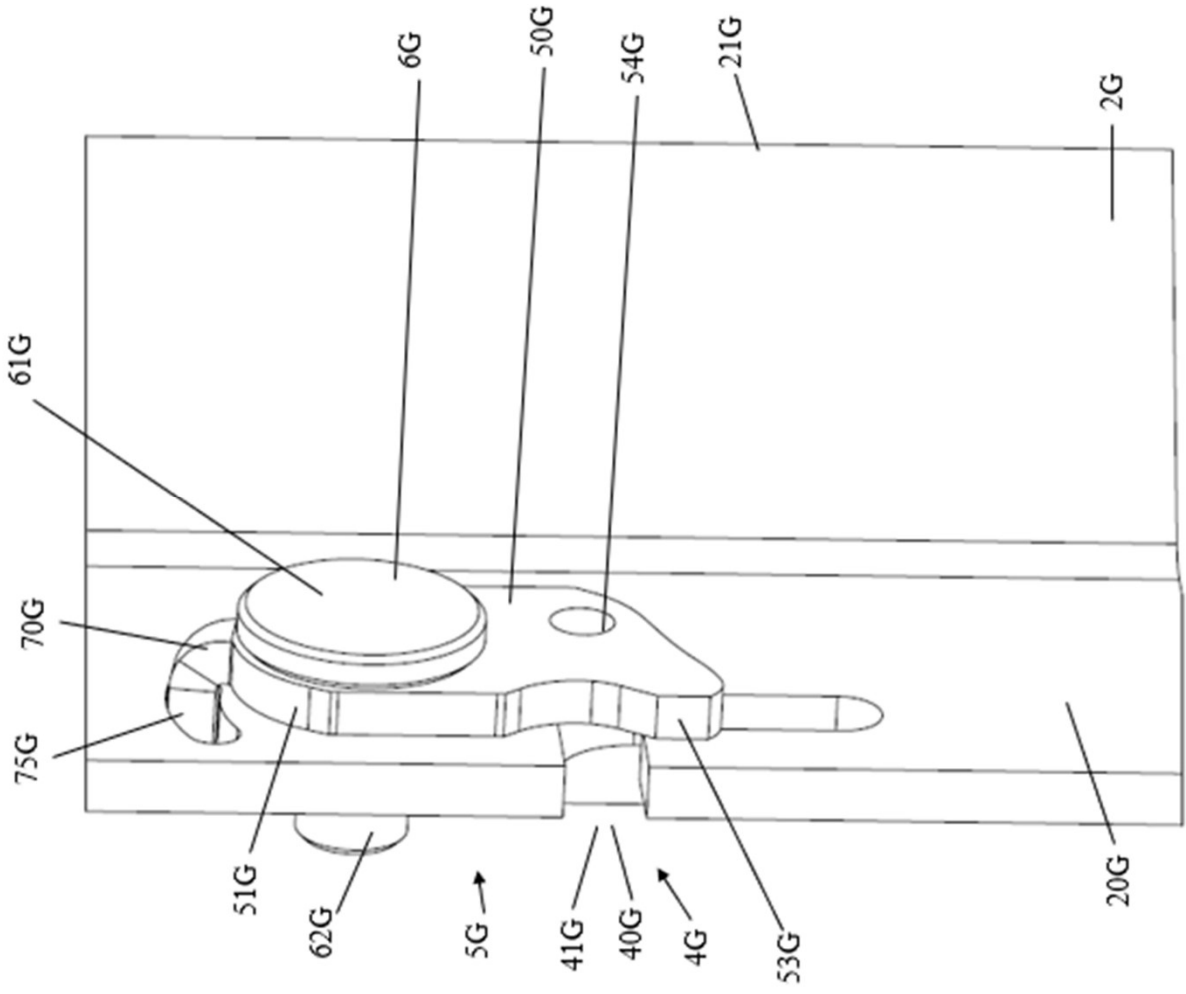


Fig. 41

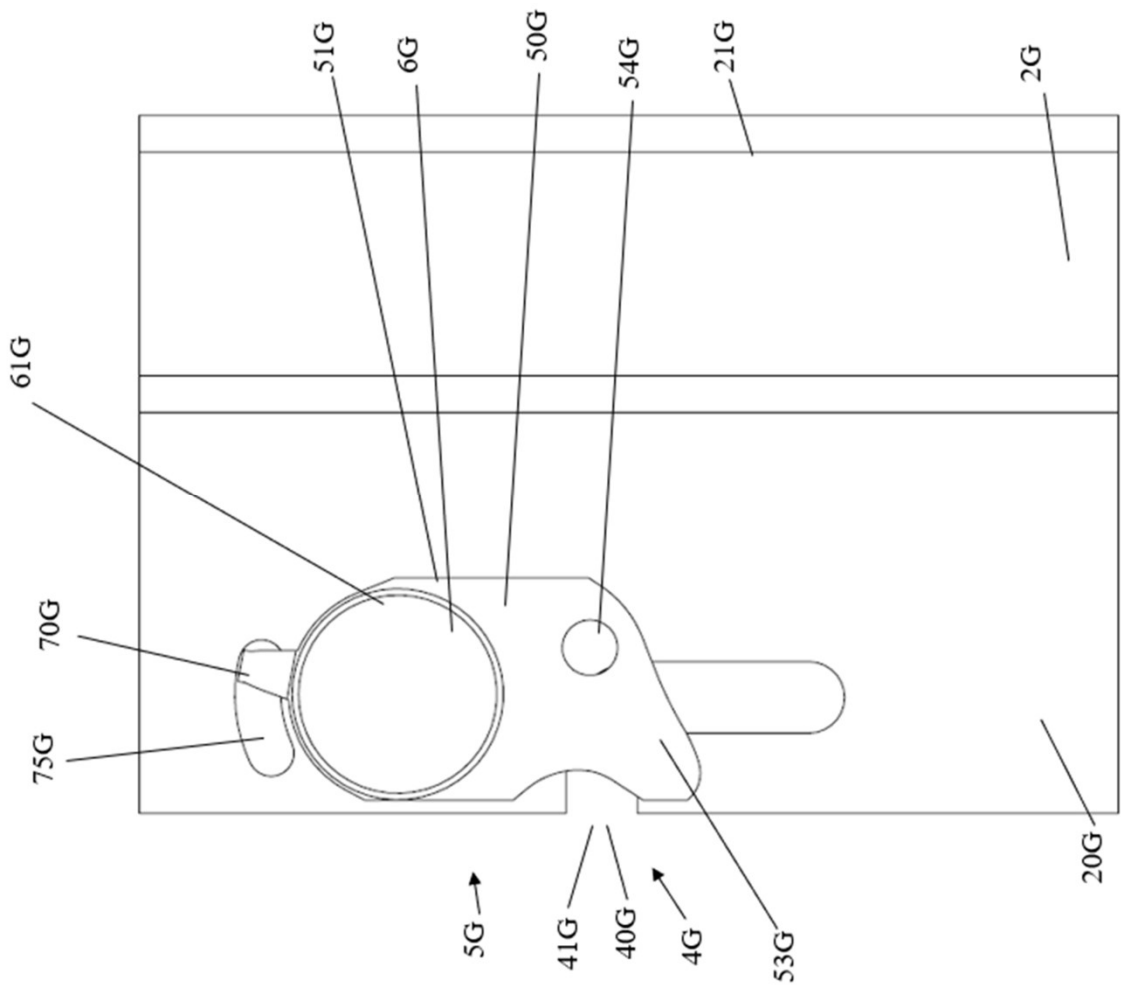


Fig. 40

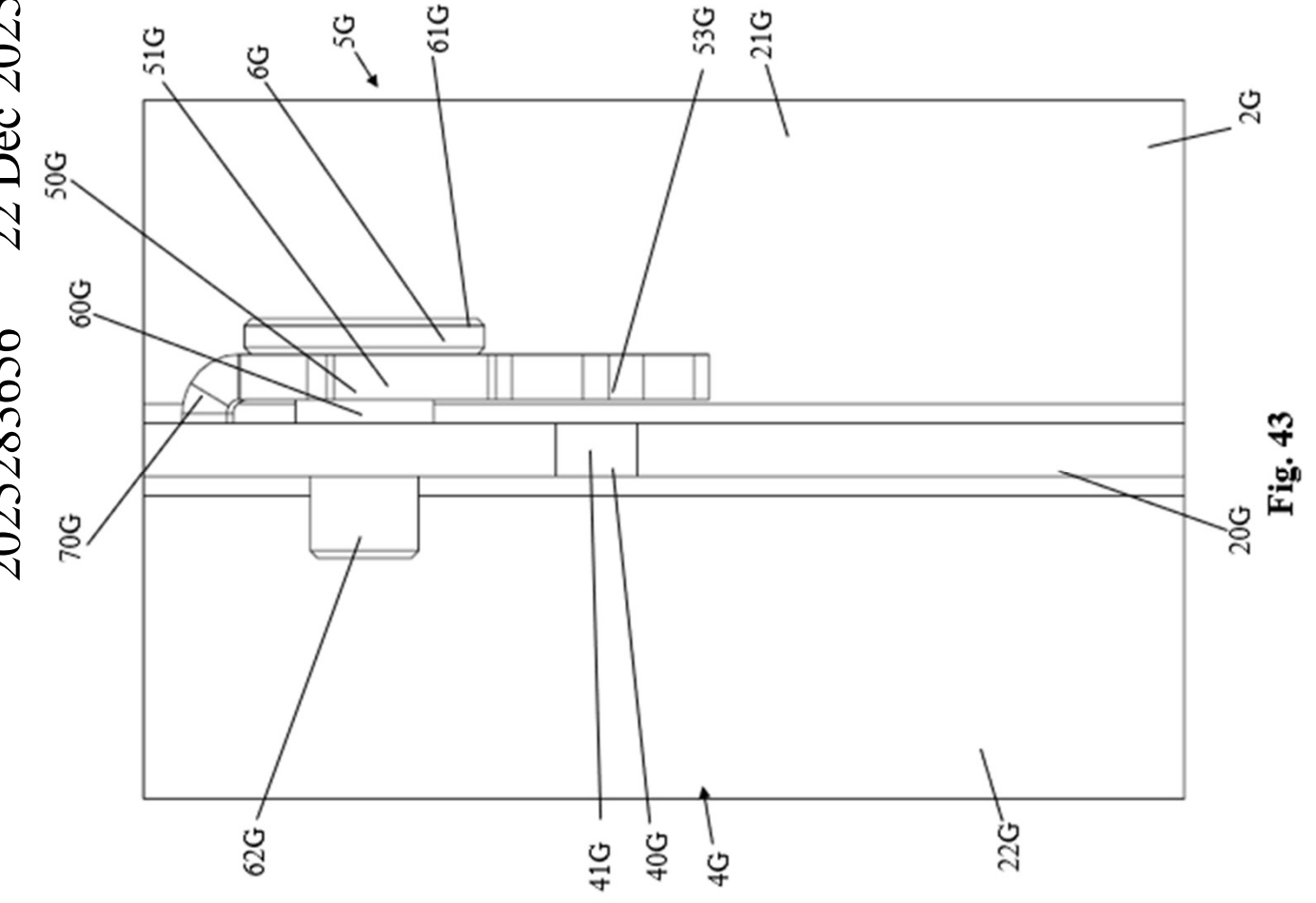


Fig. 42

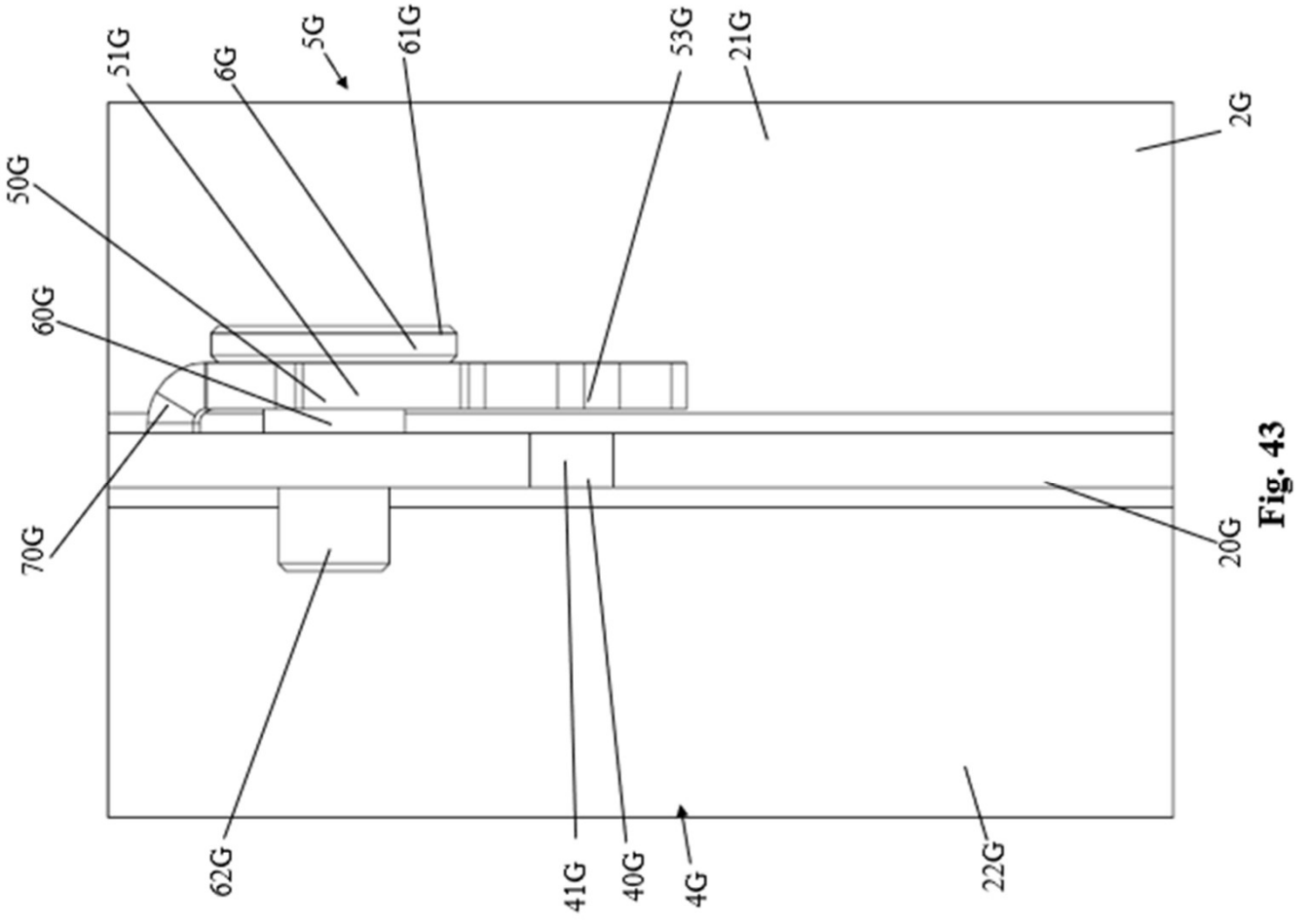
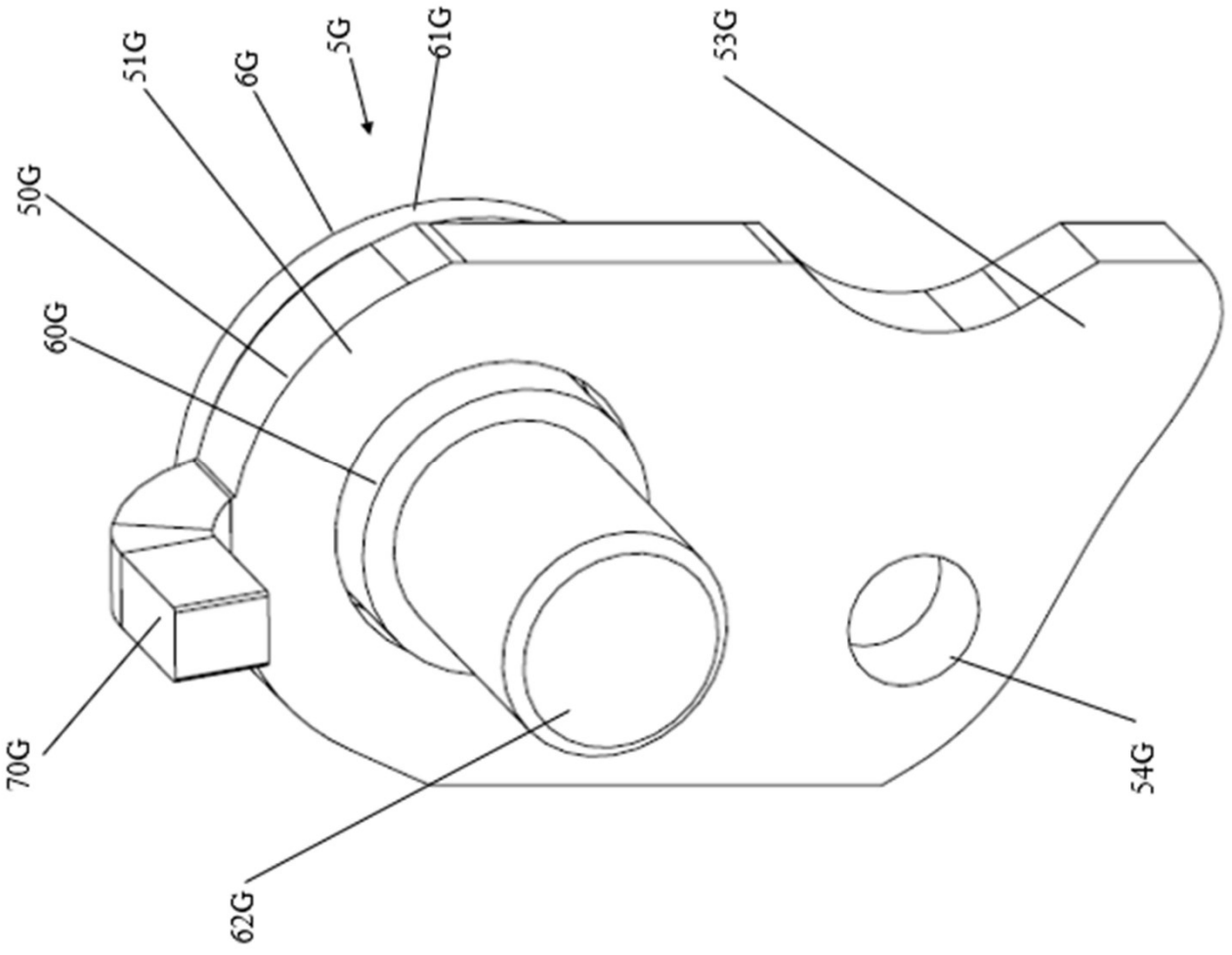
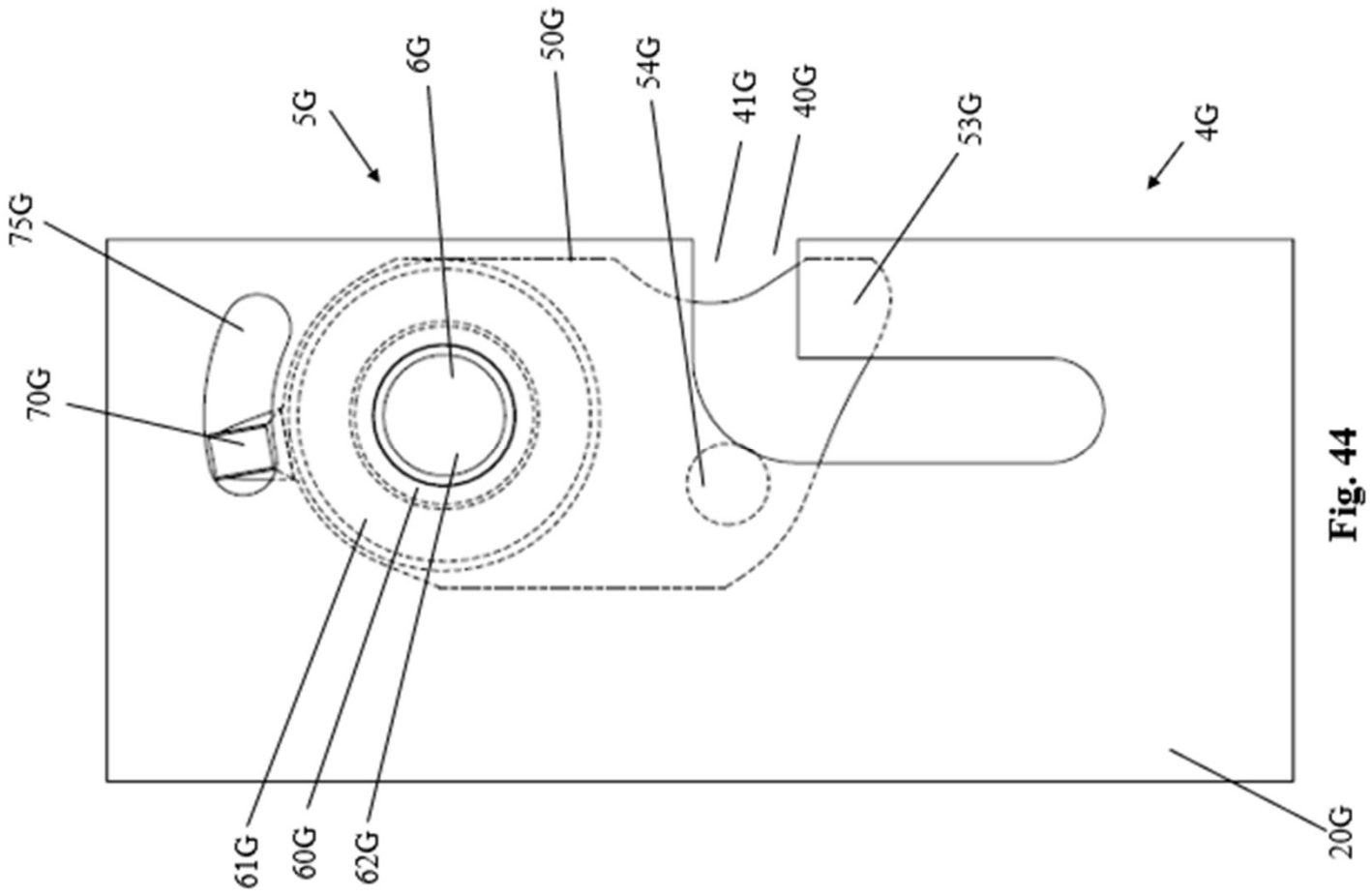


Fig. 43



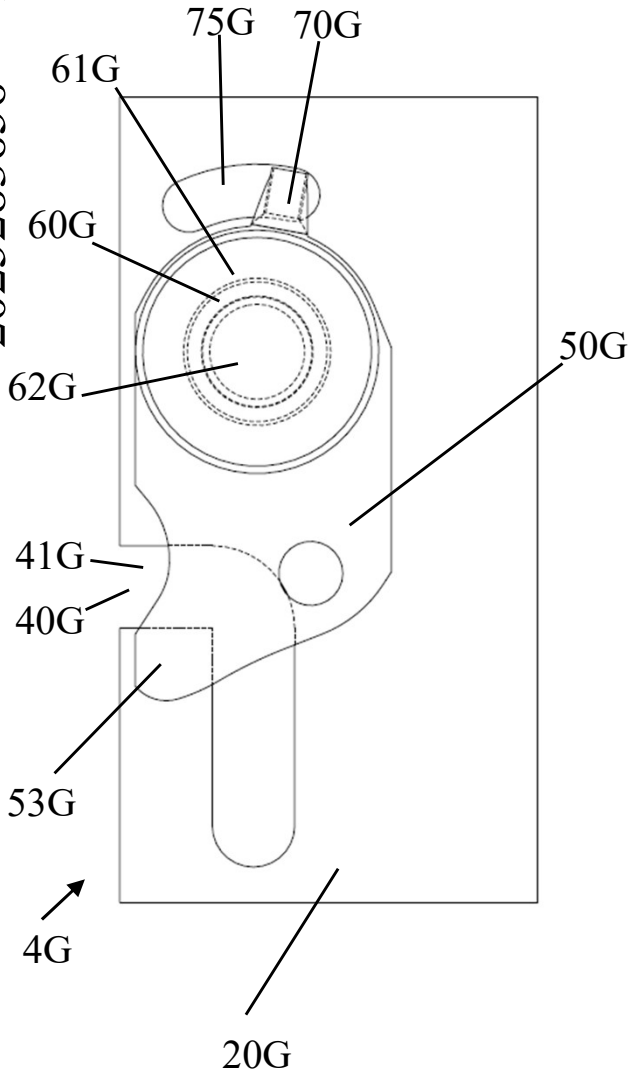


Fig. 46

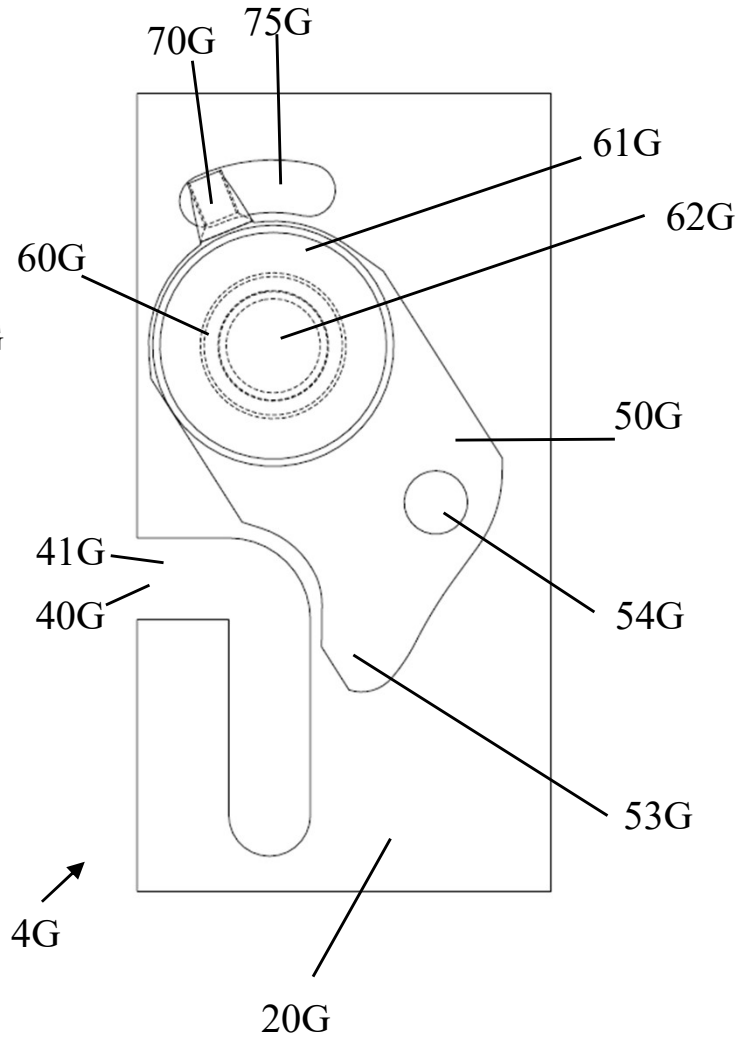


Fig. 47

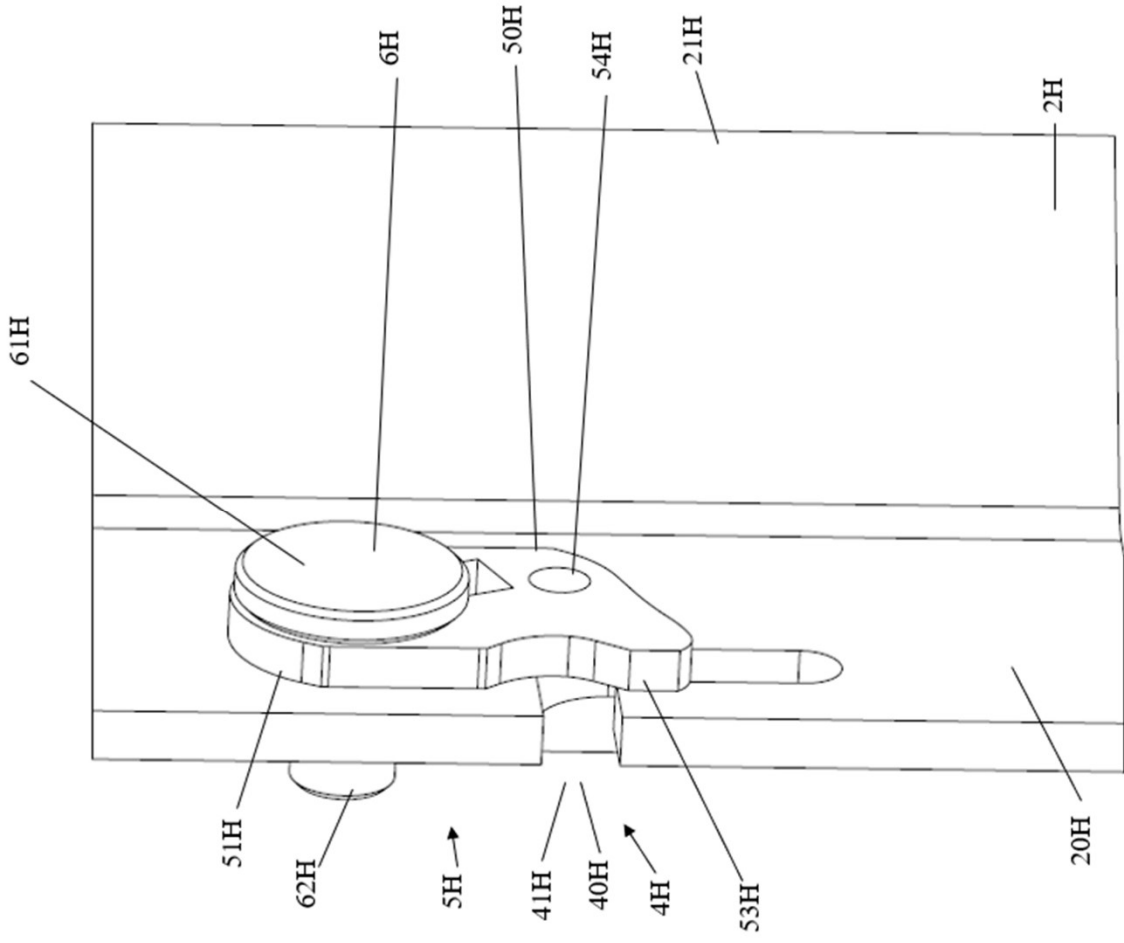


Fig. 49

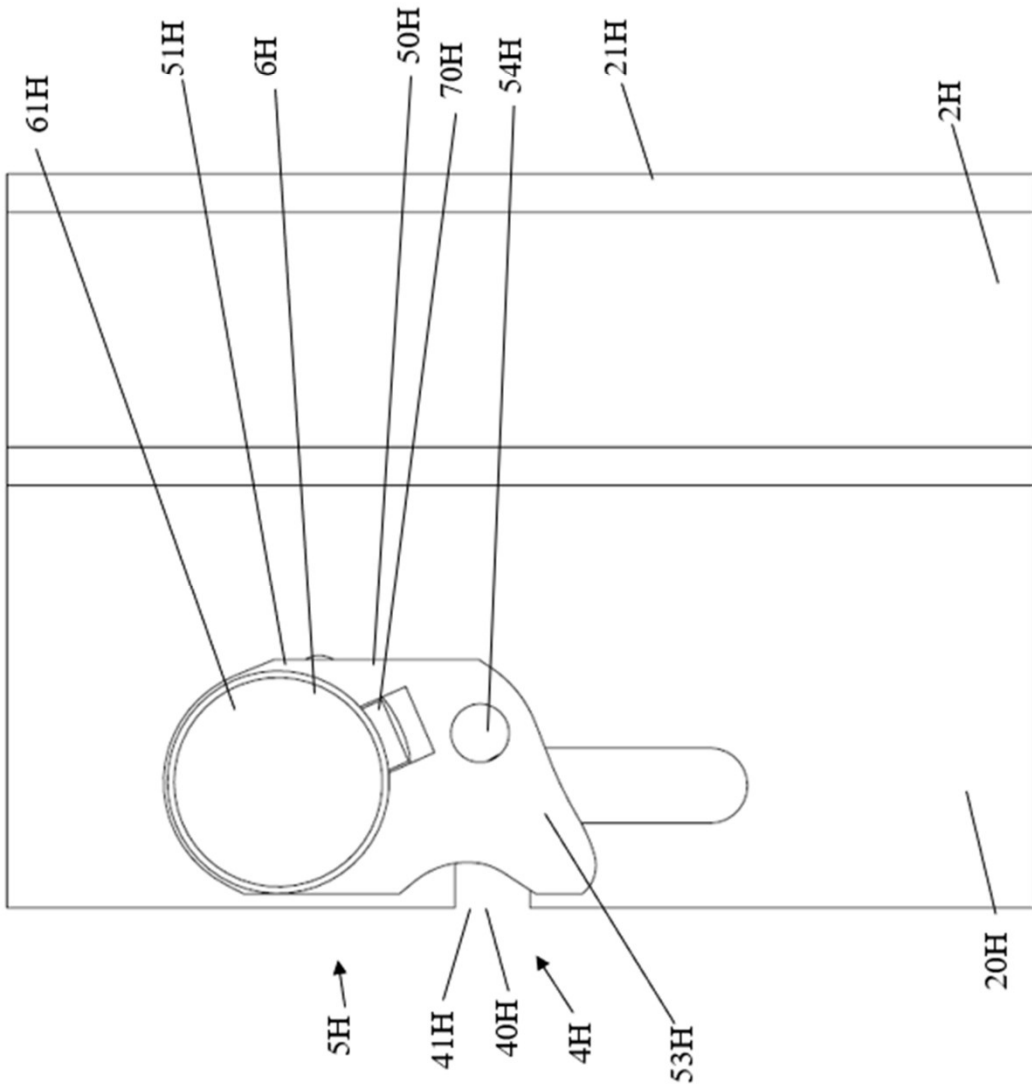


Fig. 48

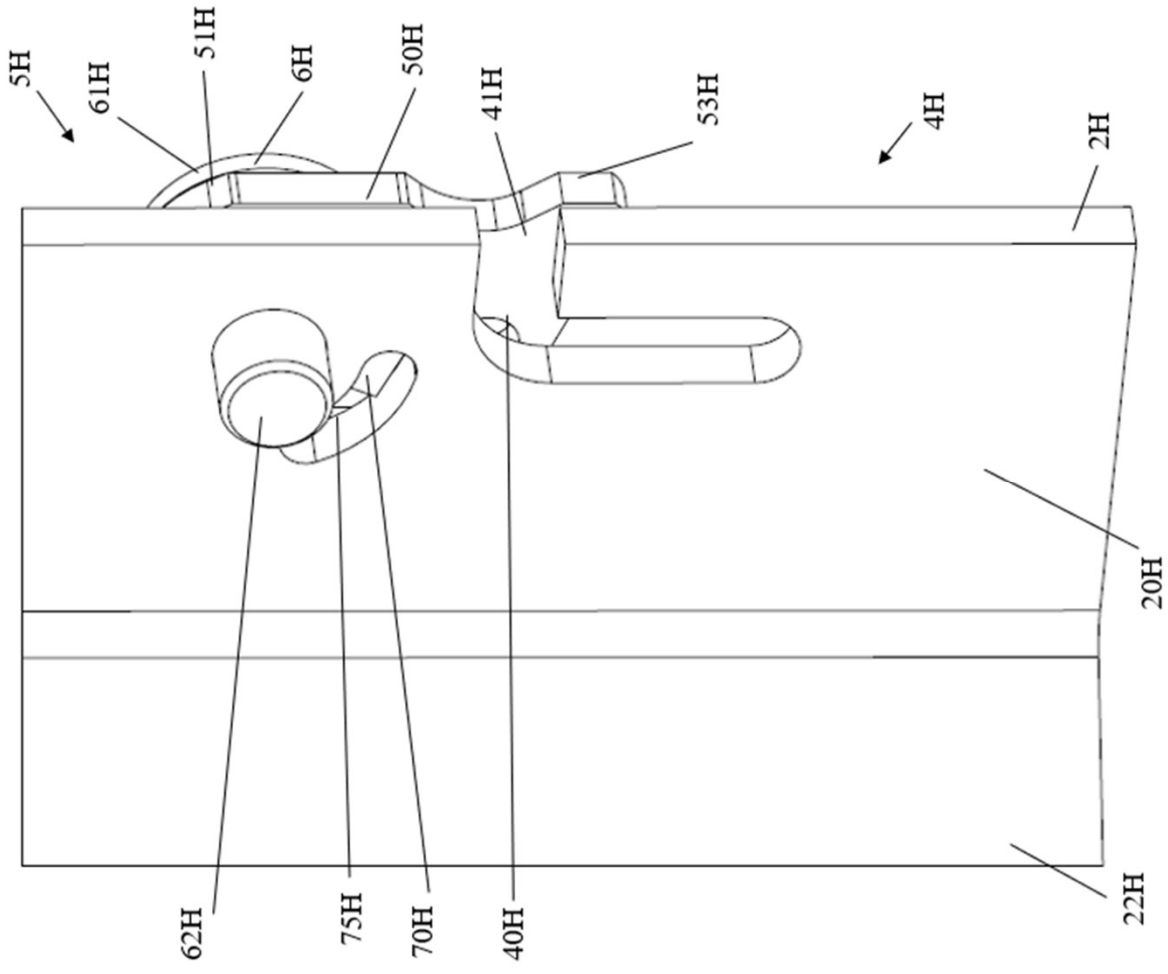


Fig. 51

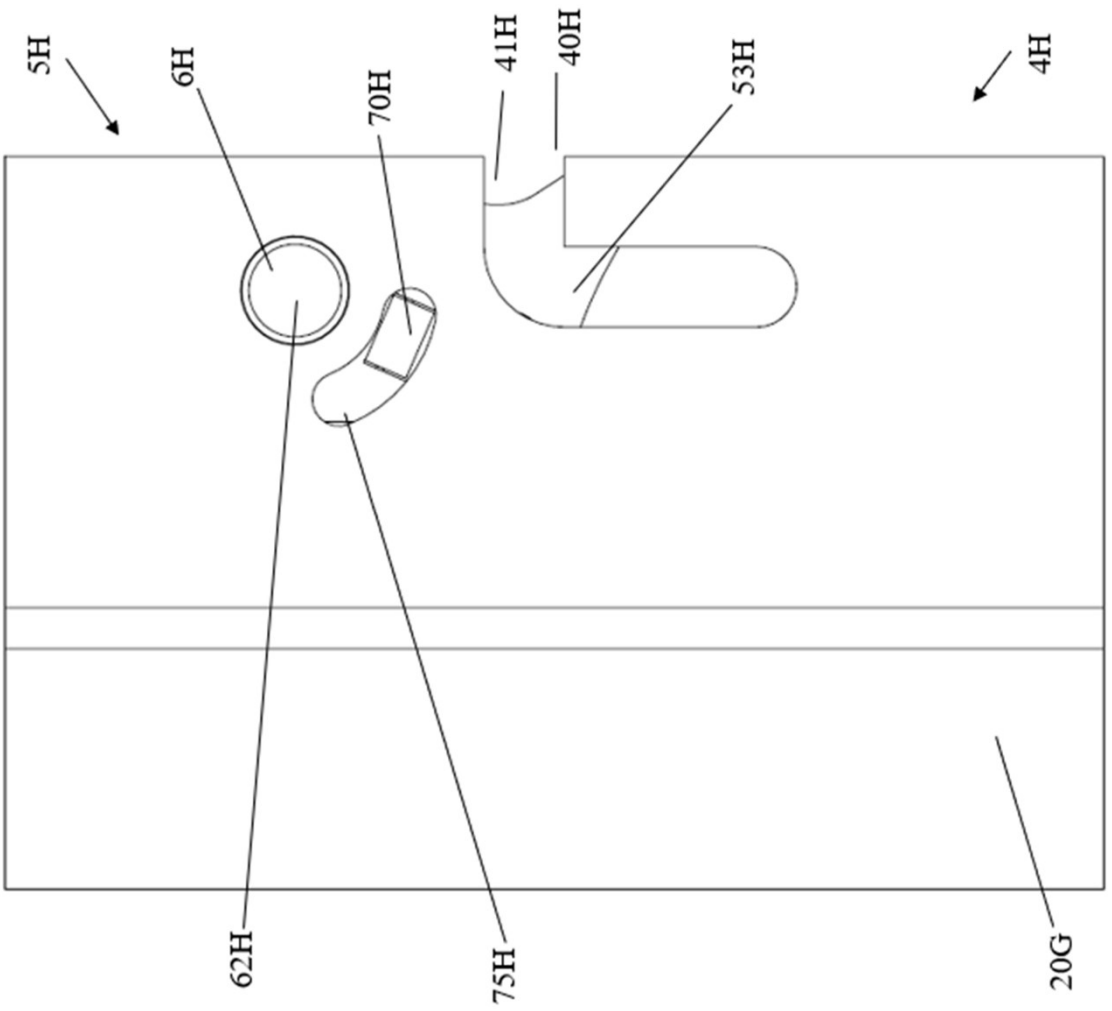


Fig. 50

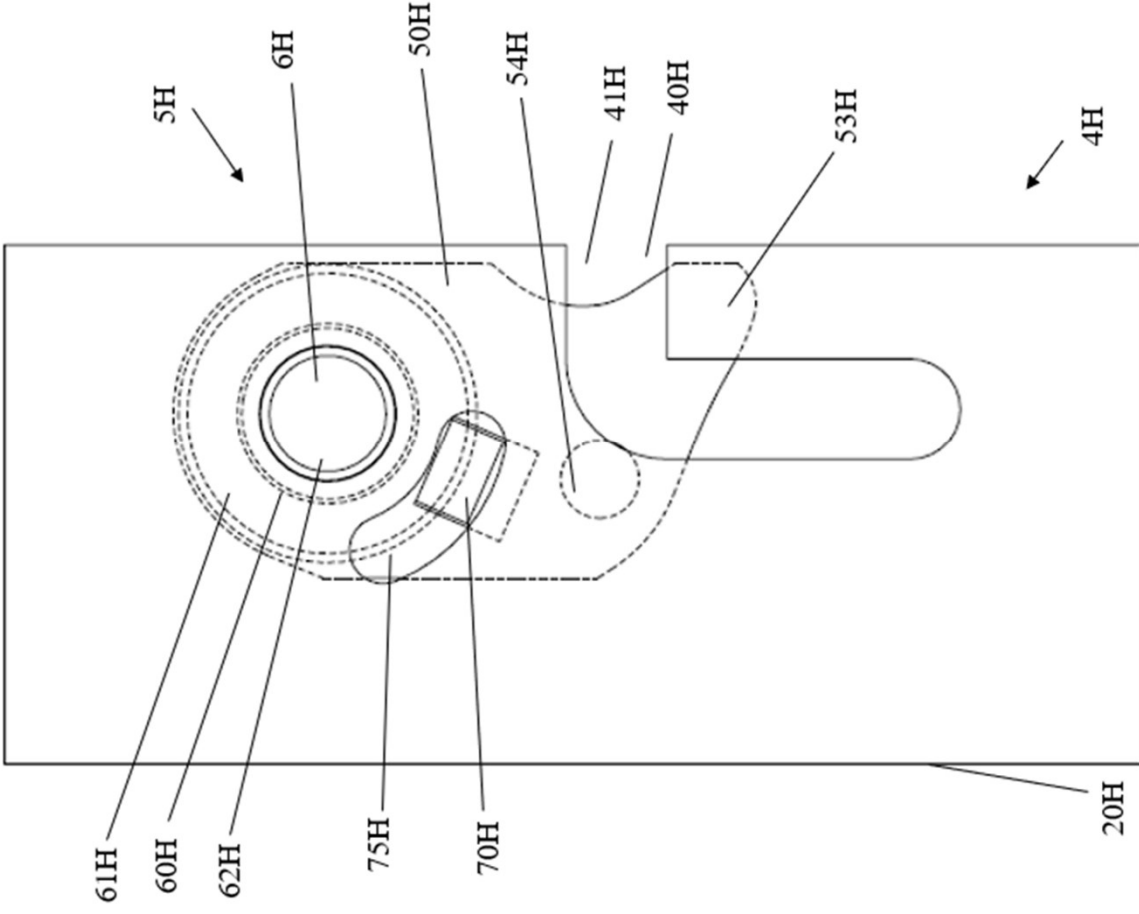


Fig. 53

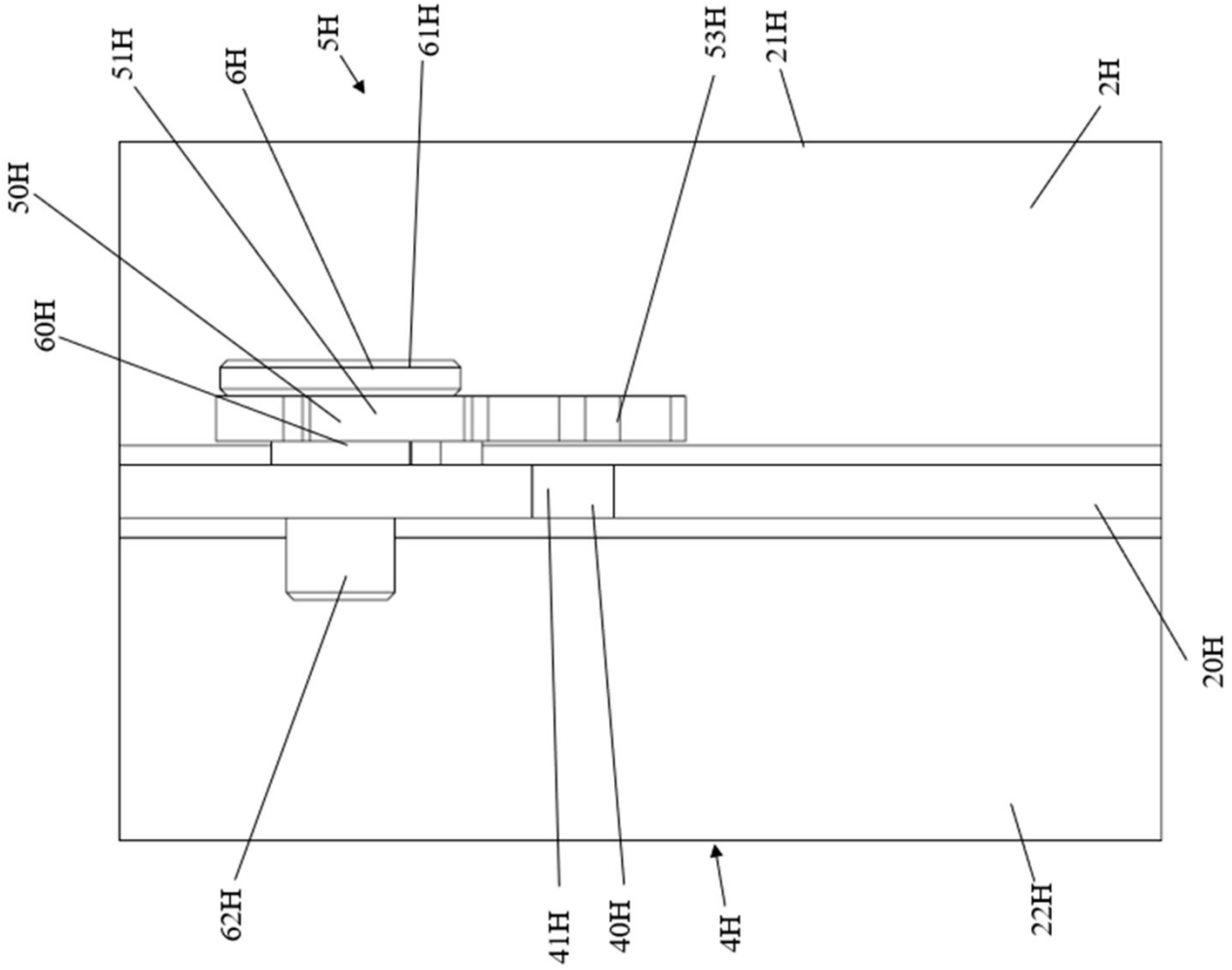


Fig. 52

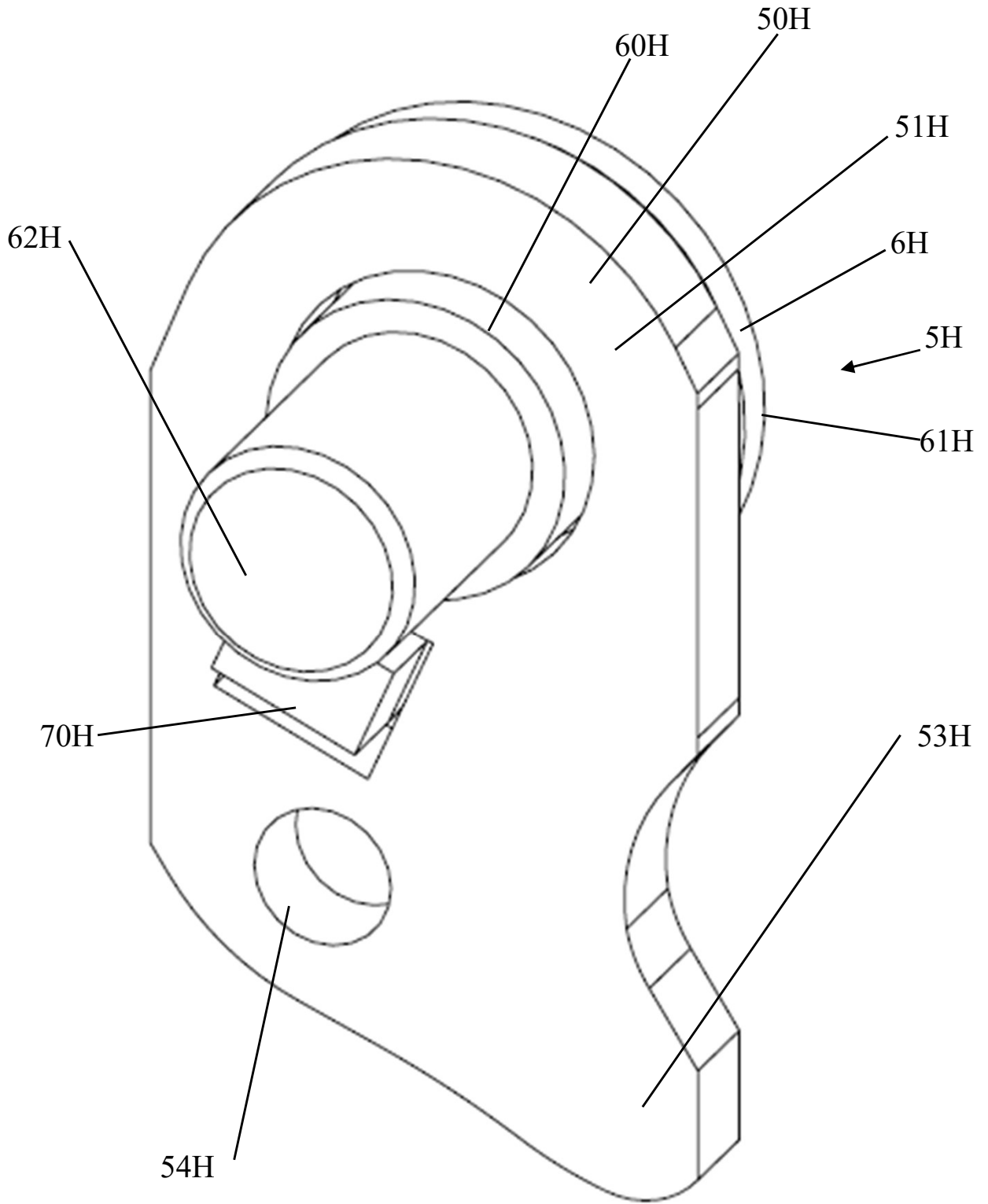


Fig. 54

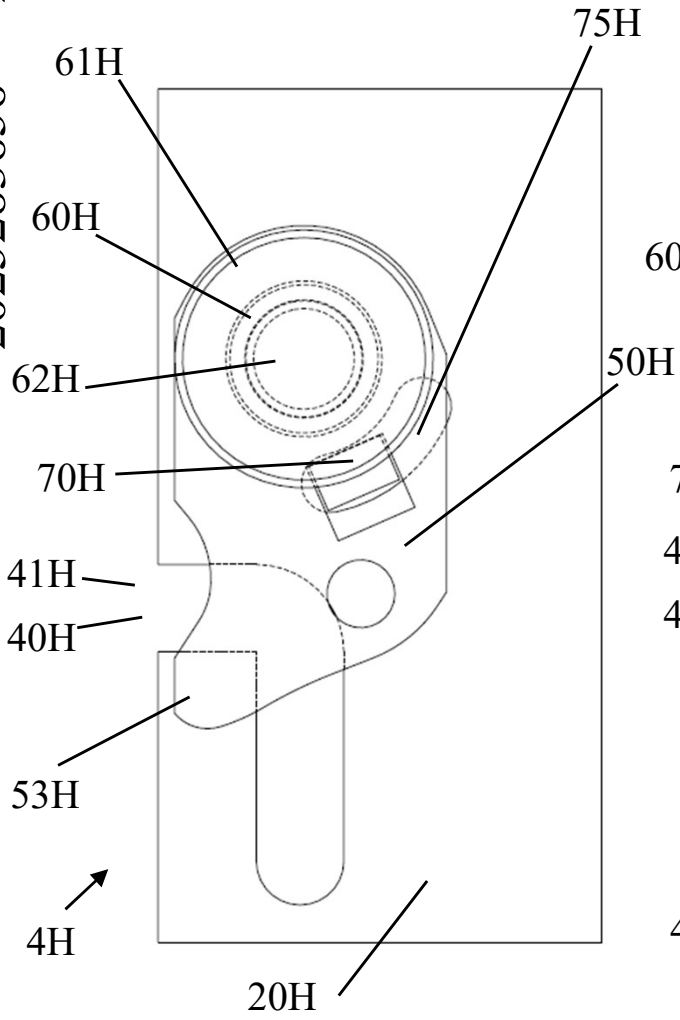


Fig. 55

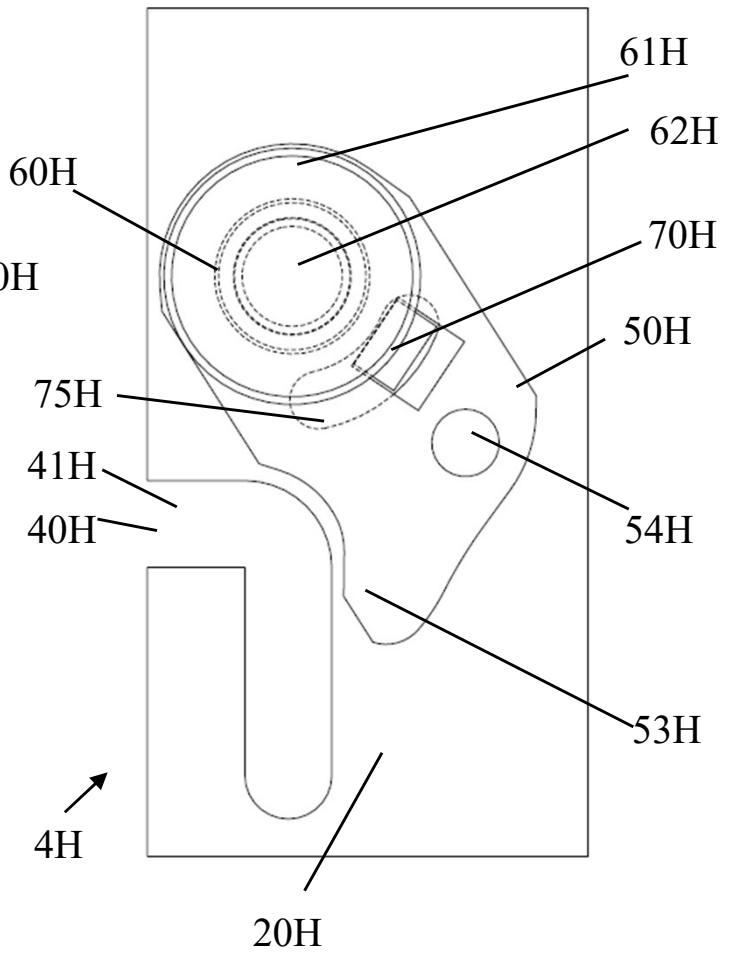
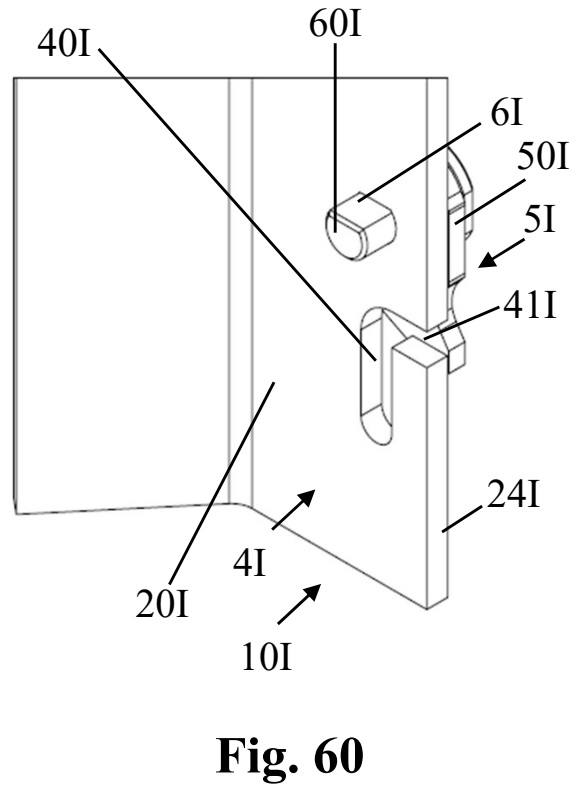
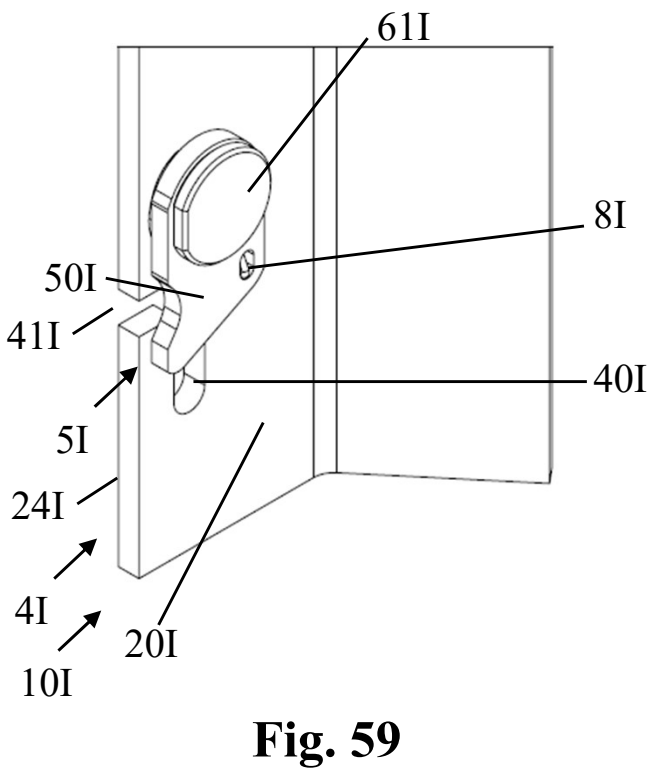
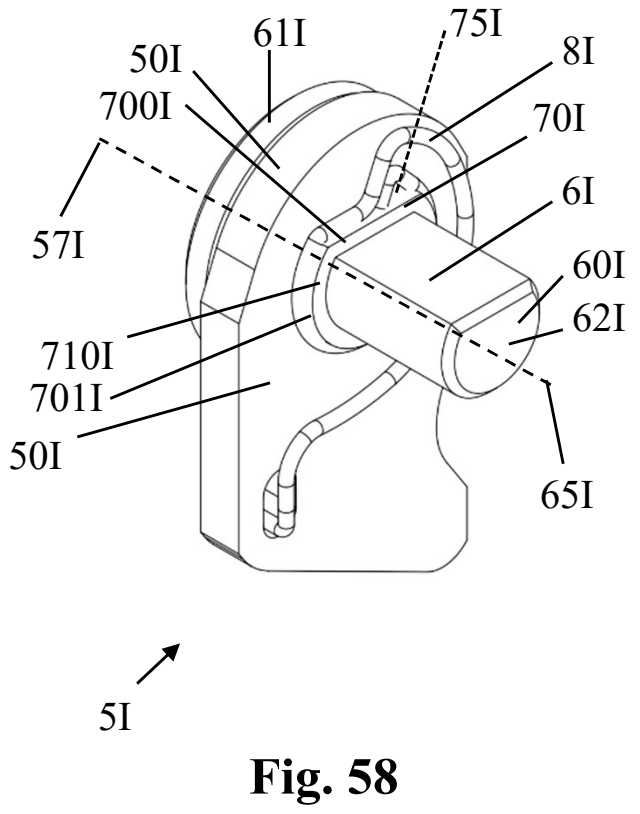
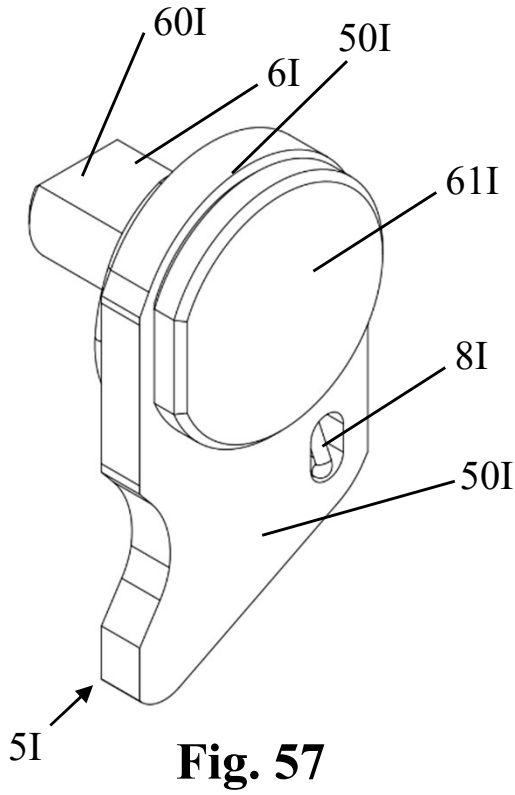


Fig. 56



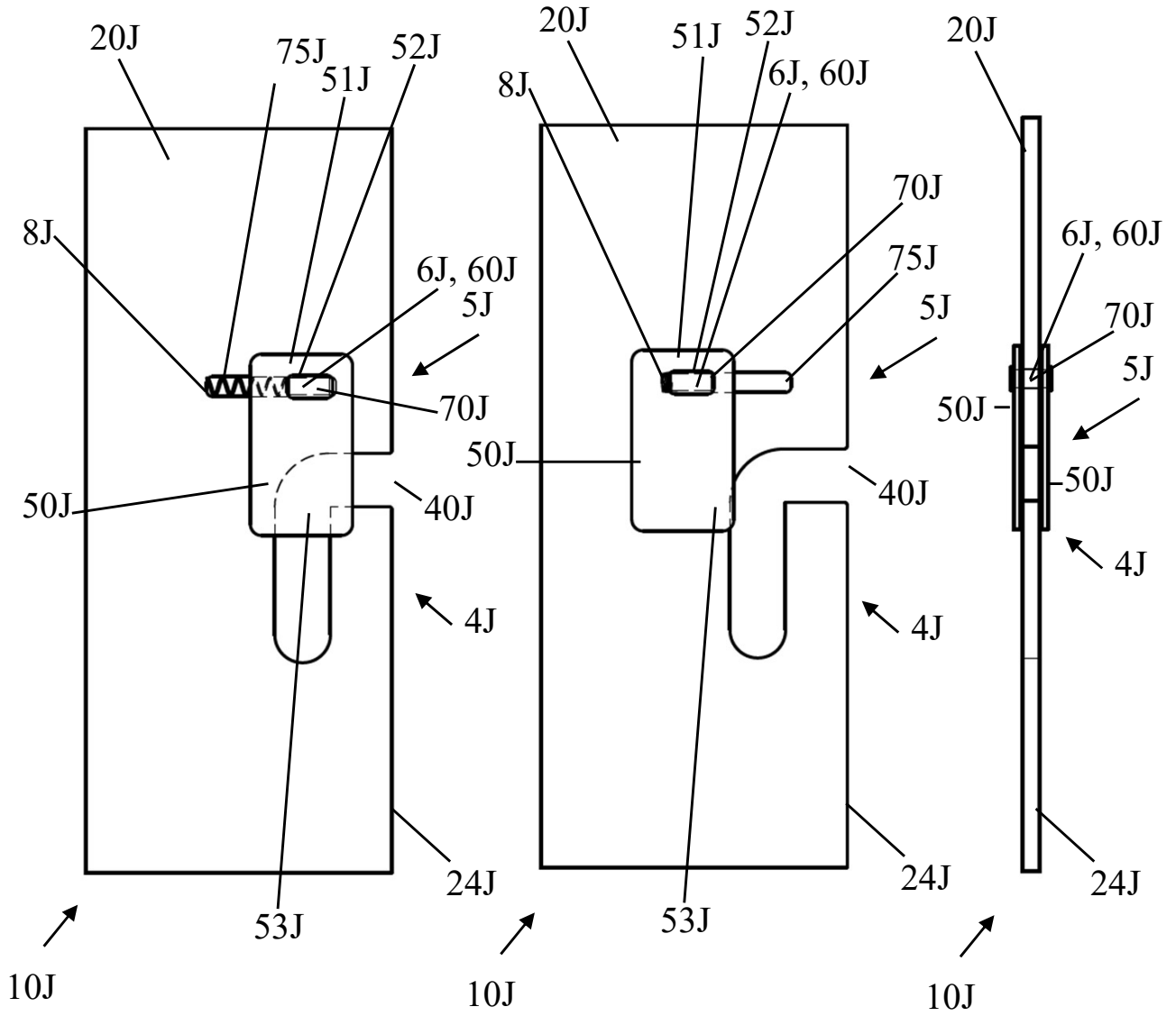


Fig. 61

Fig. 62

Fig. 63

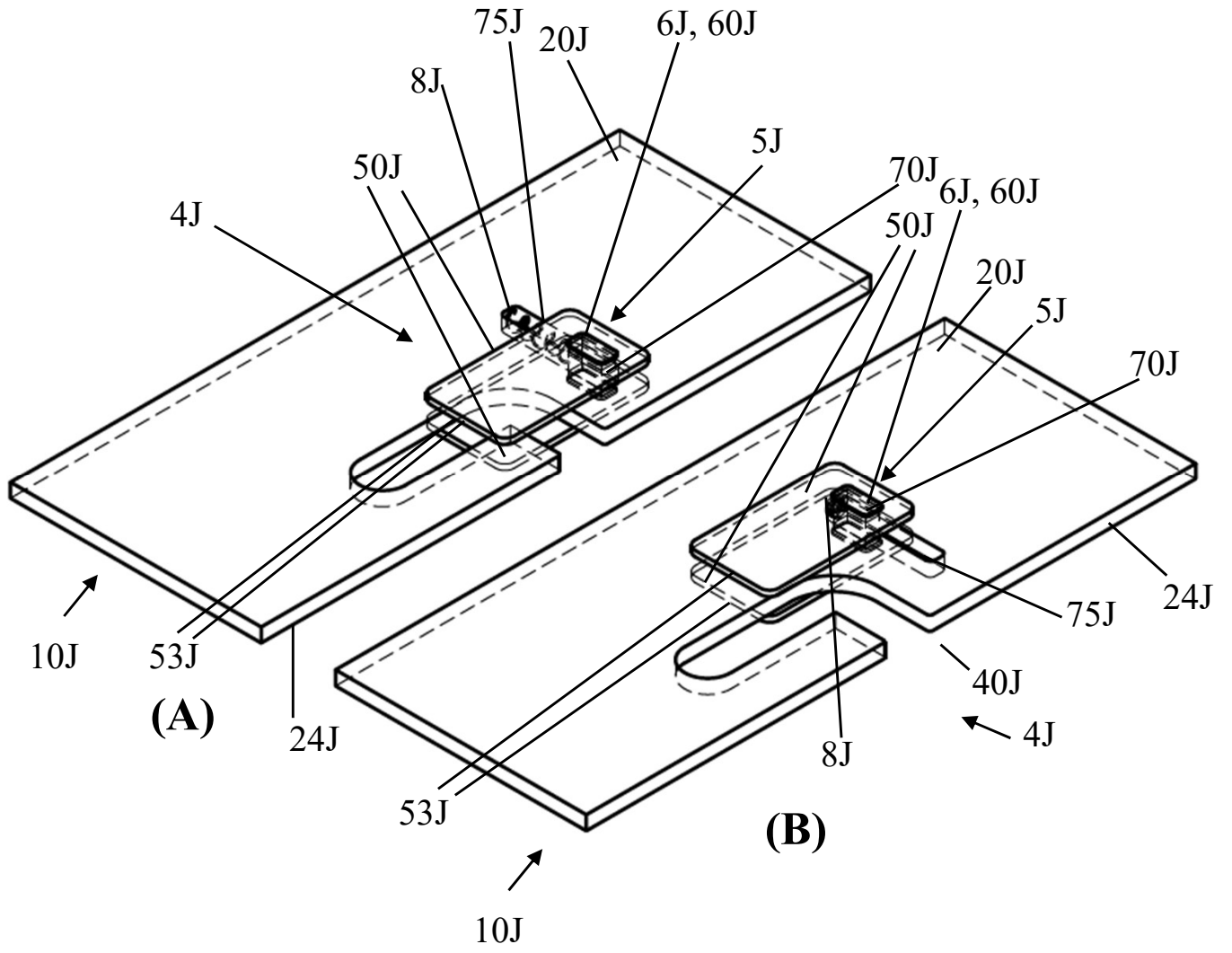


Fig. 64

2025283656 22 Dec 2025

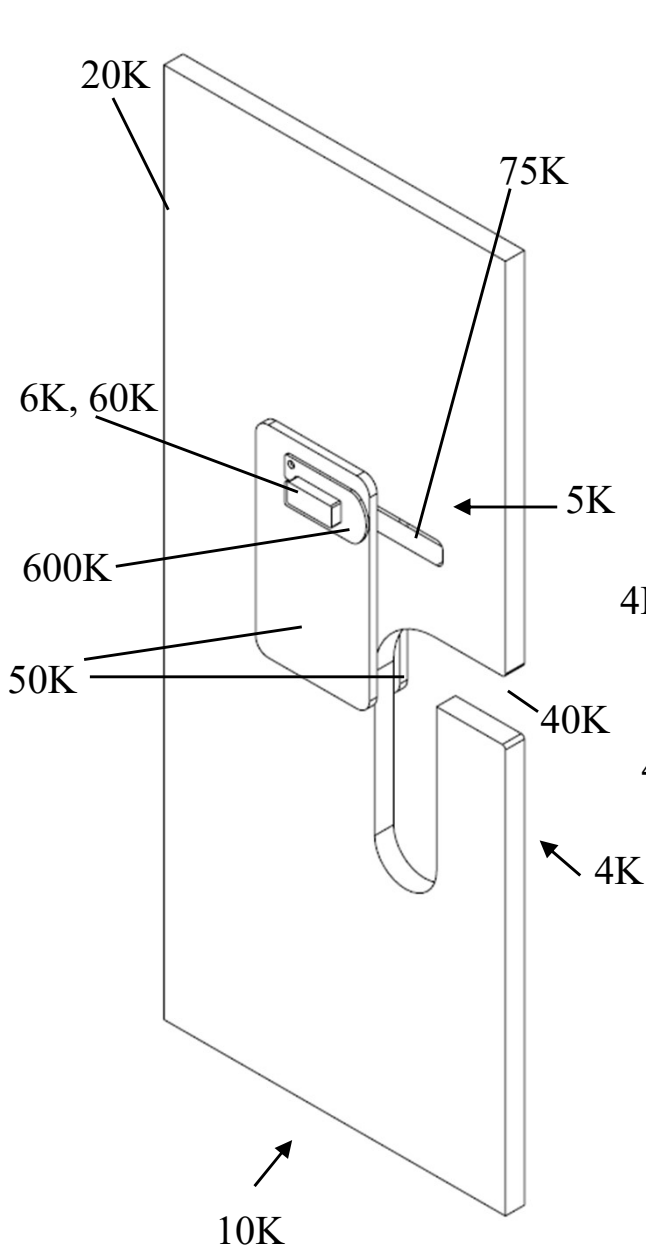


Fig. 65

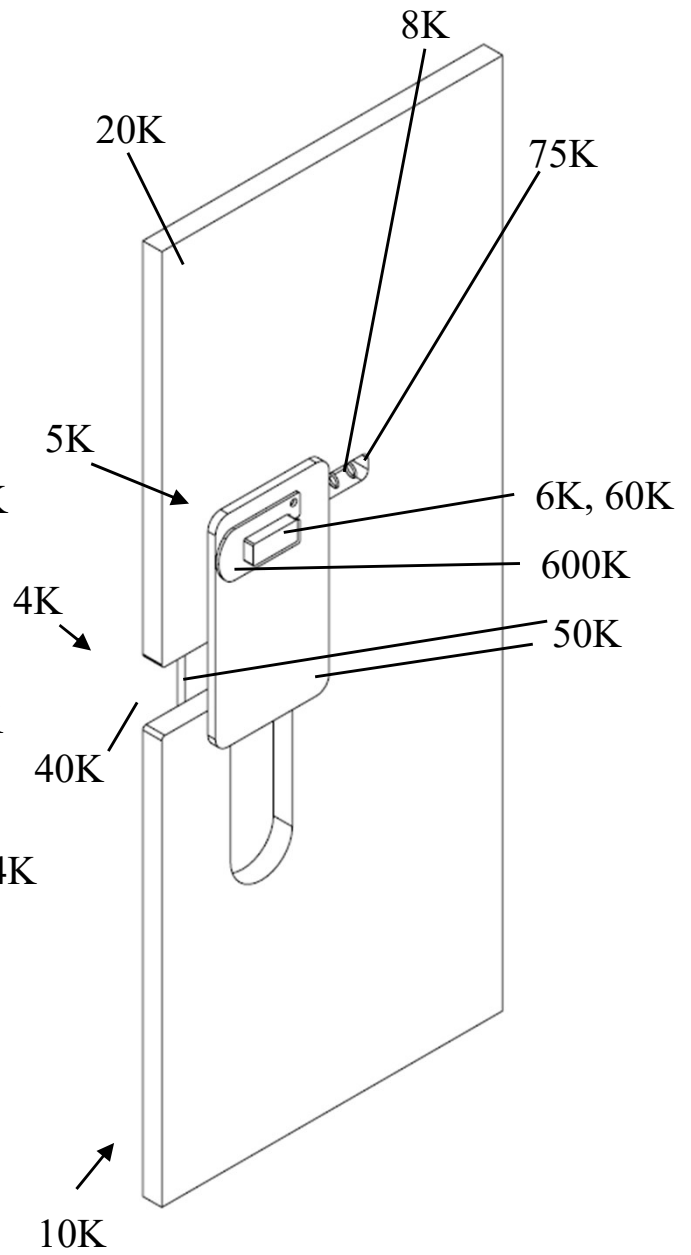


Fig. 66

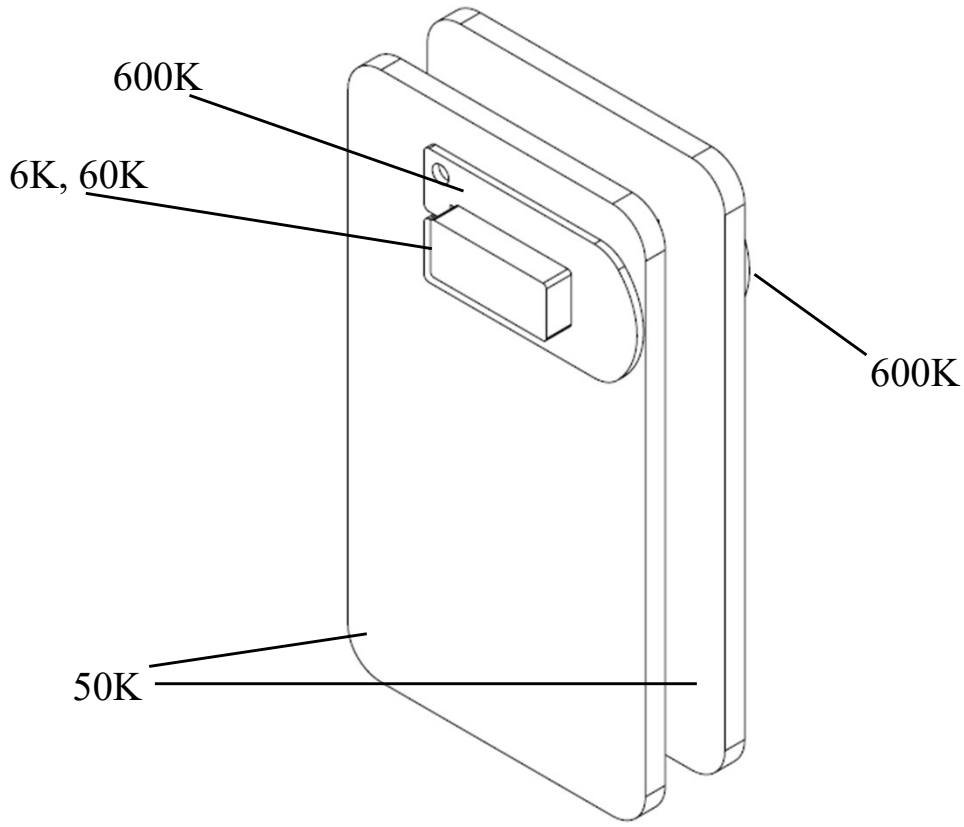


Fig. 67

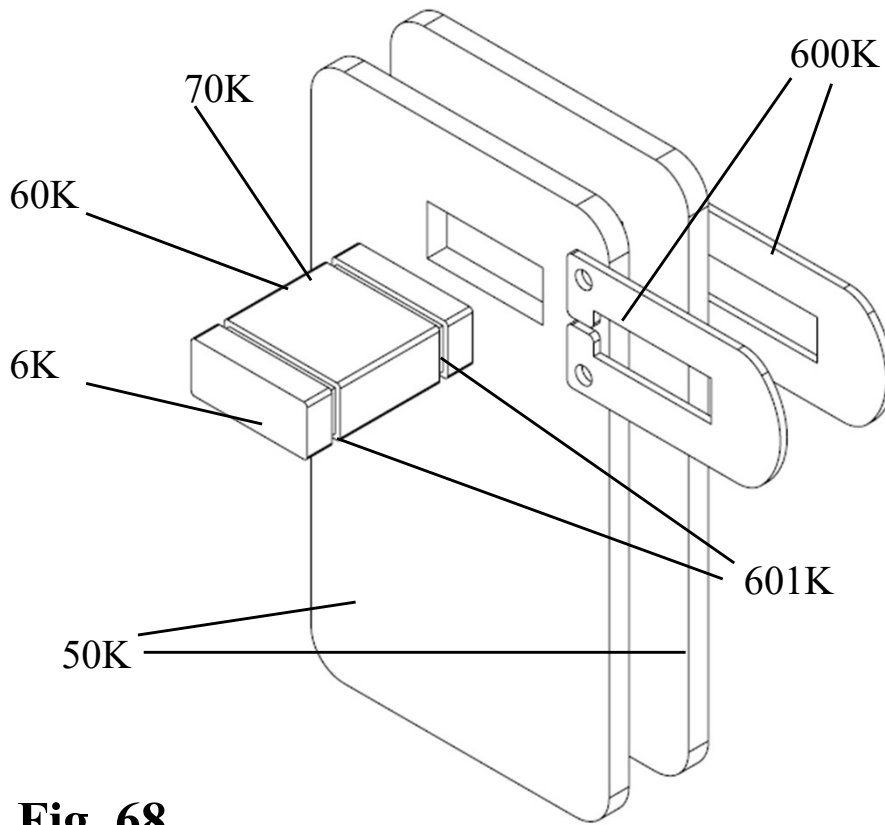


Fig. 68

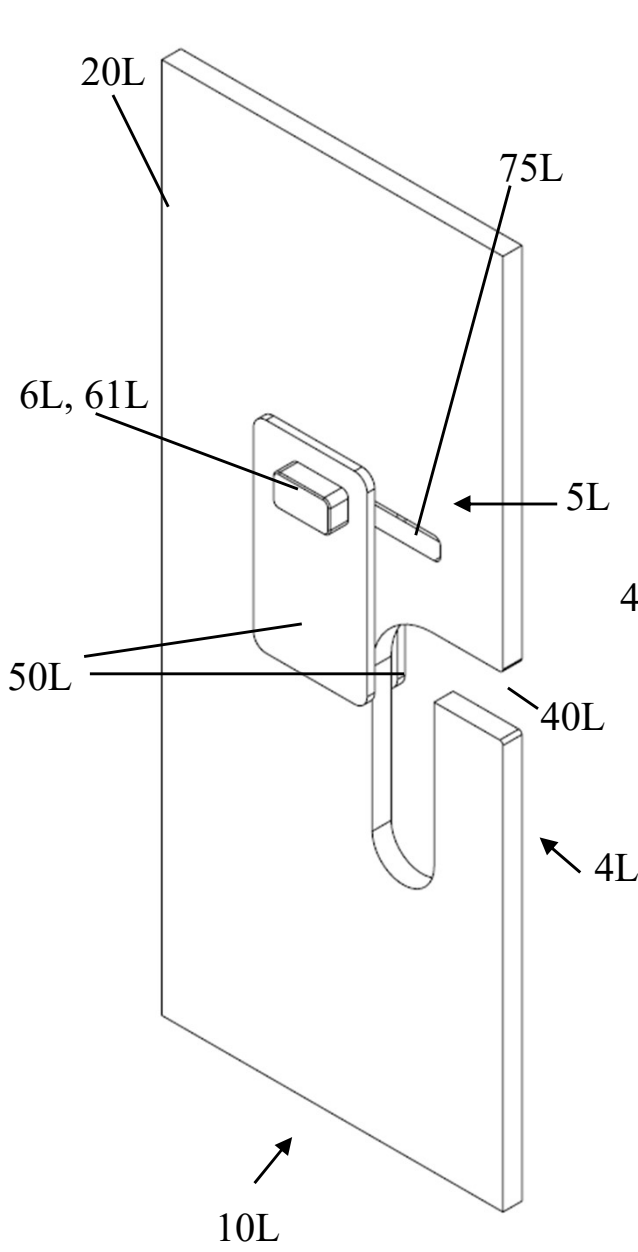


Fig. 69

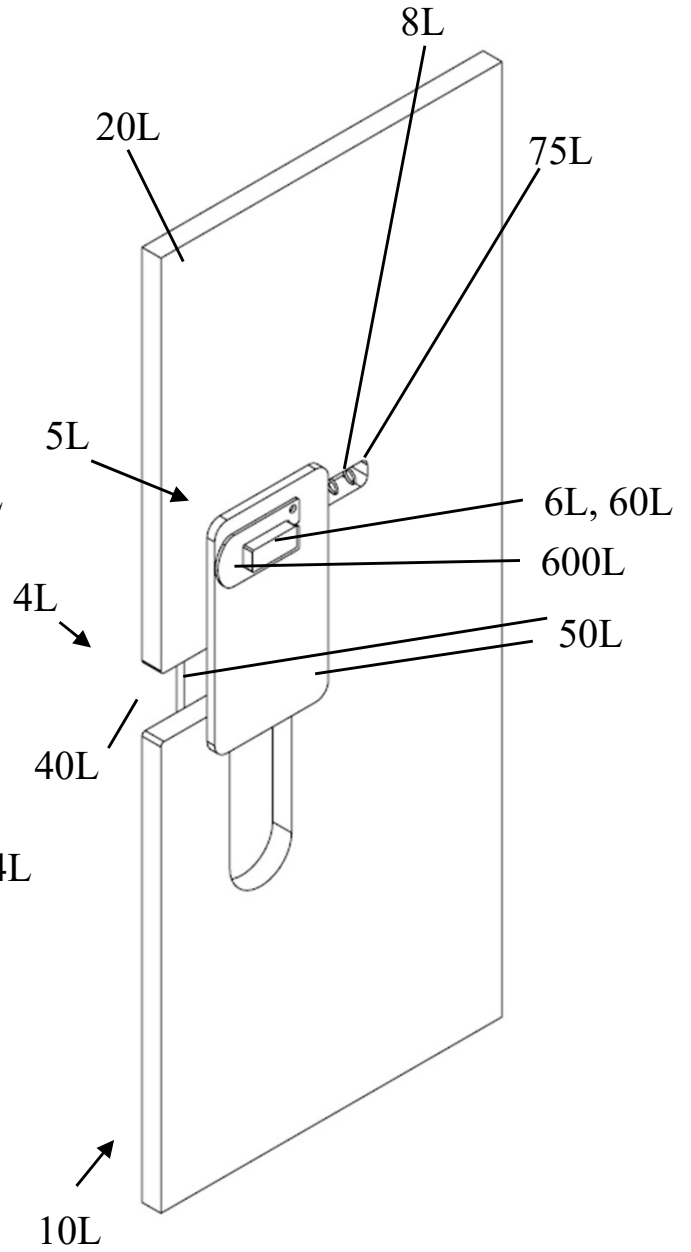


Fig. 70

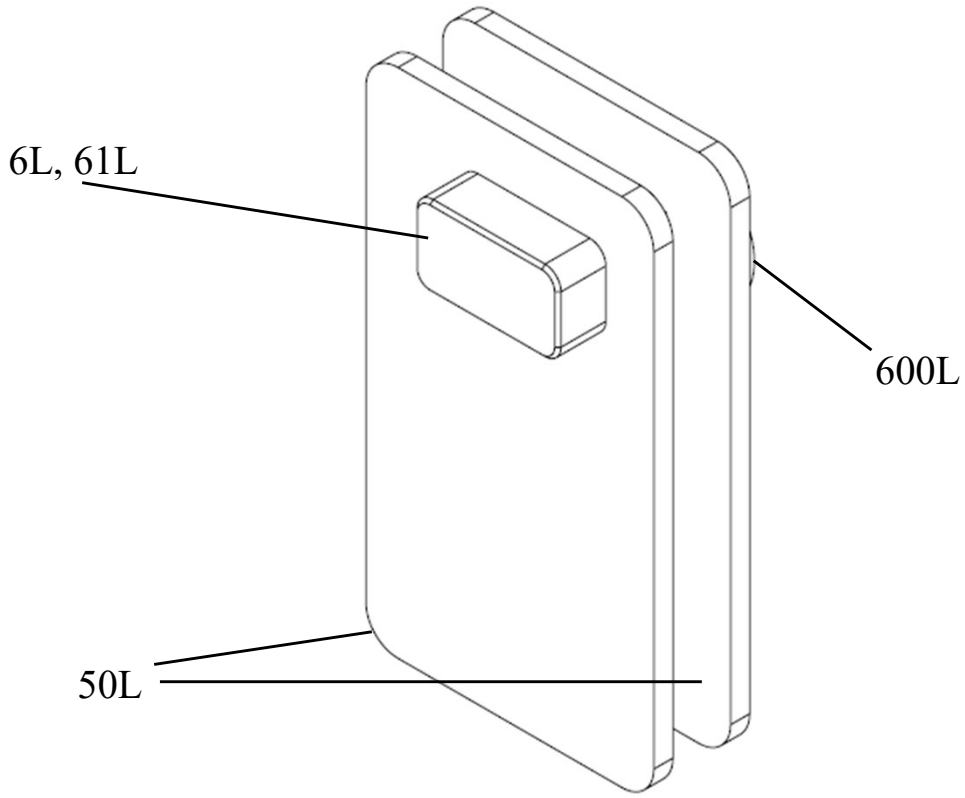


Fig. 71

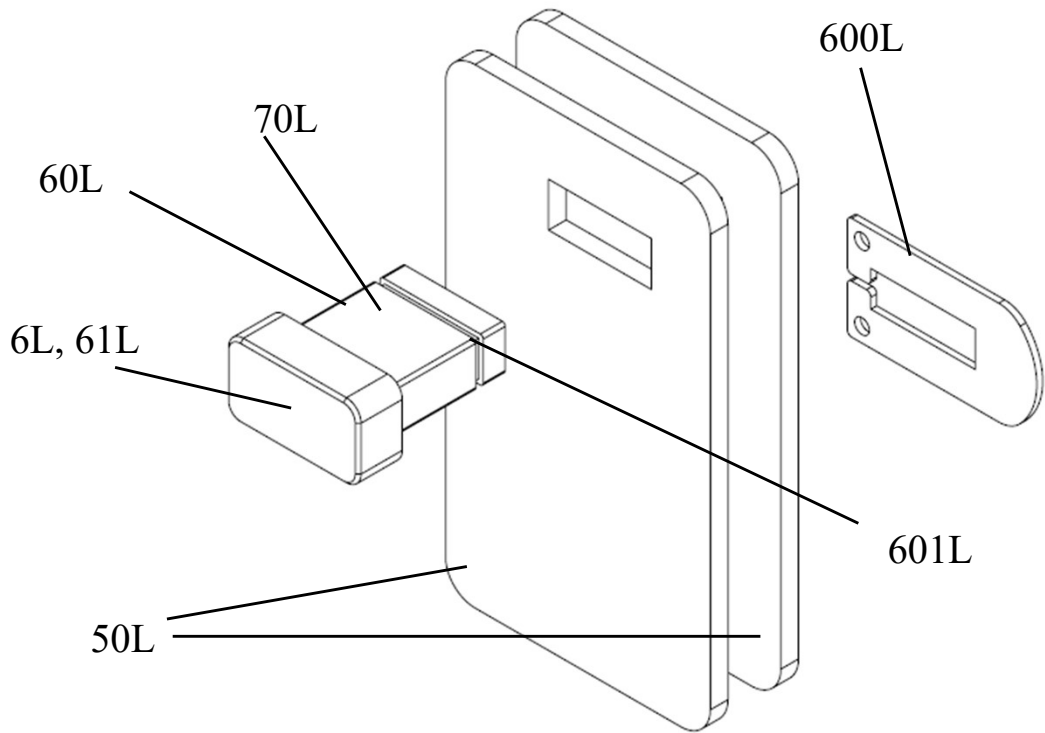


Fig. 72

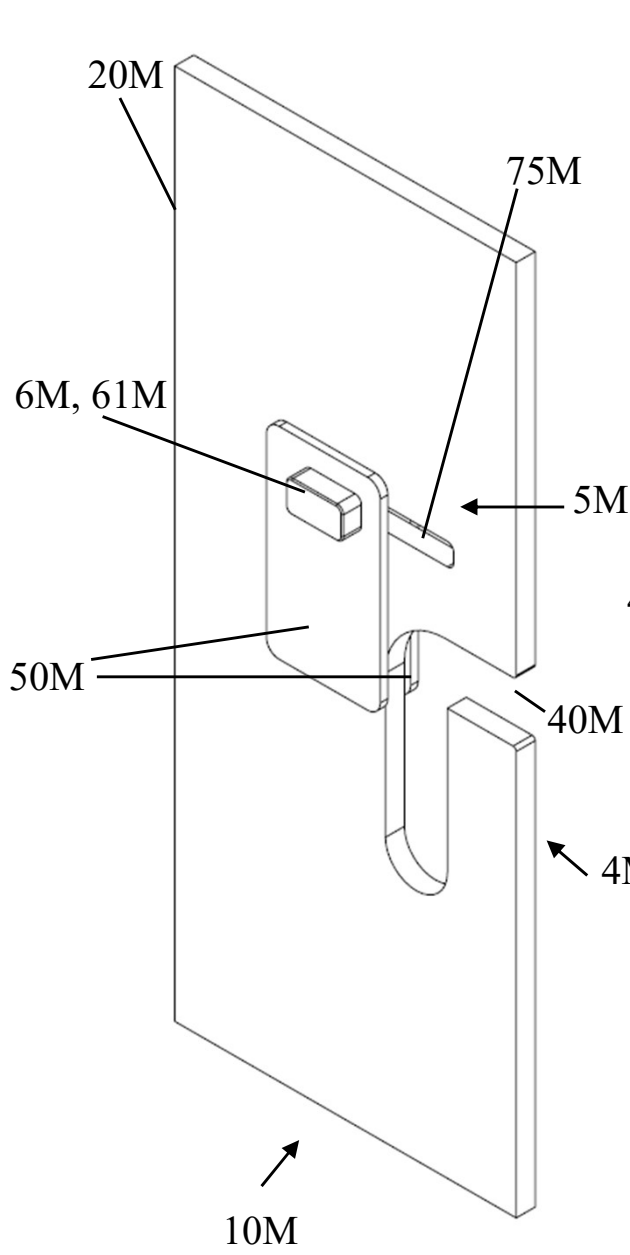


Fig. 73

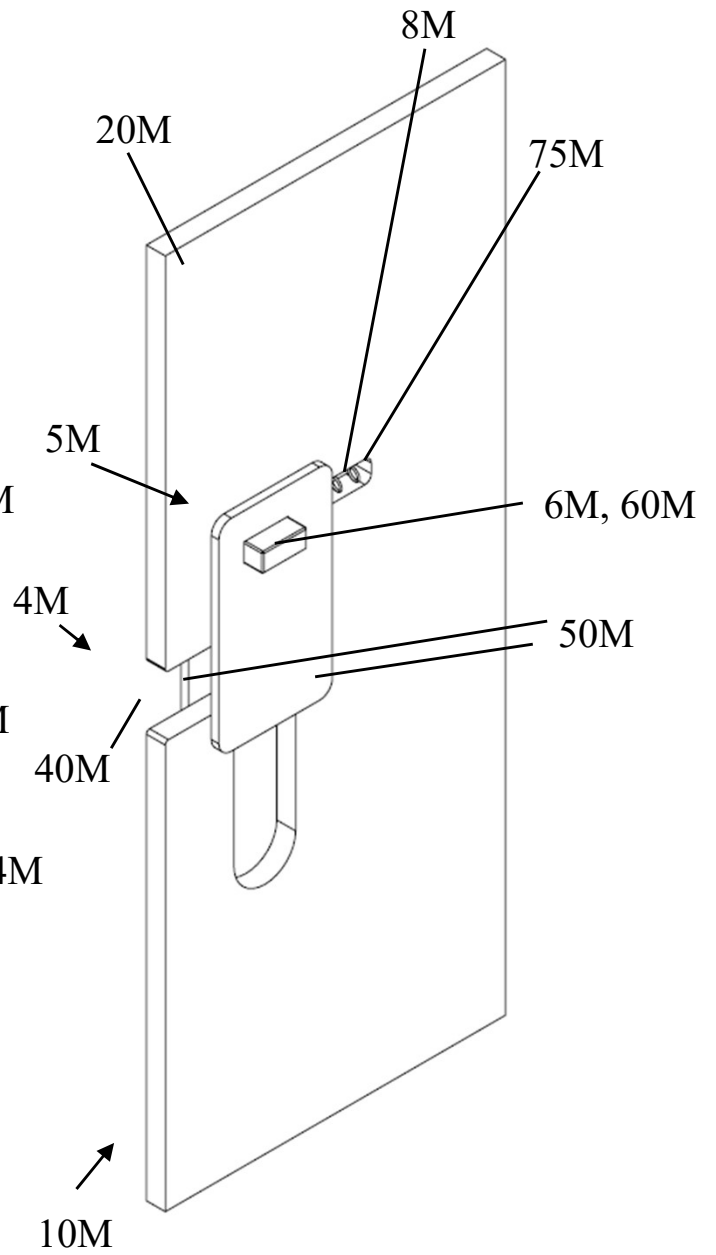


Fig. 74

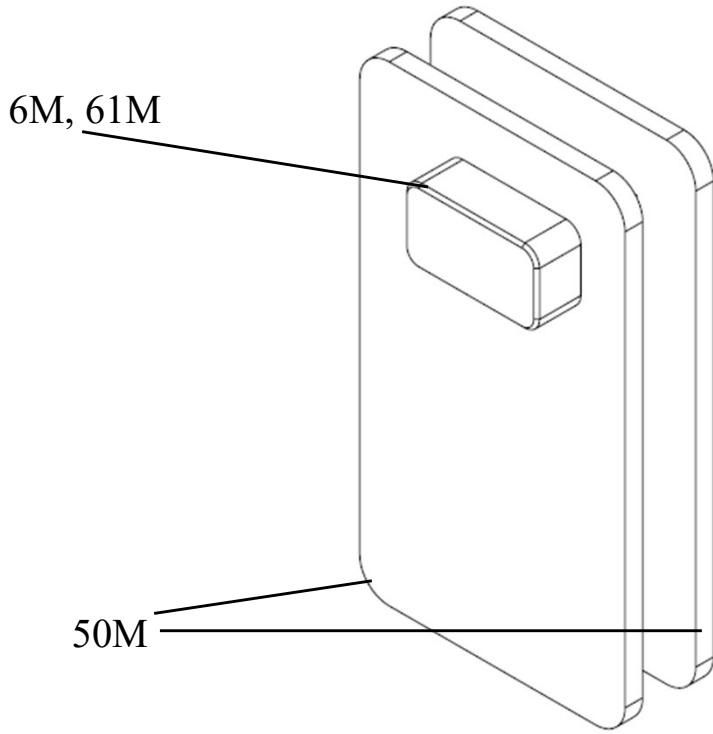


Fig. 75

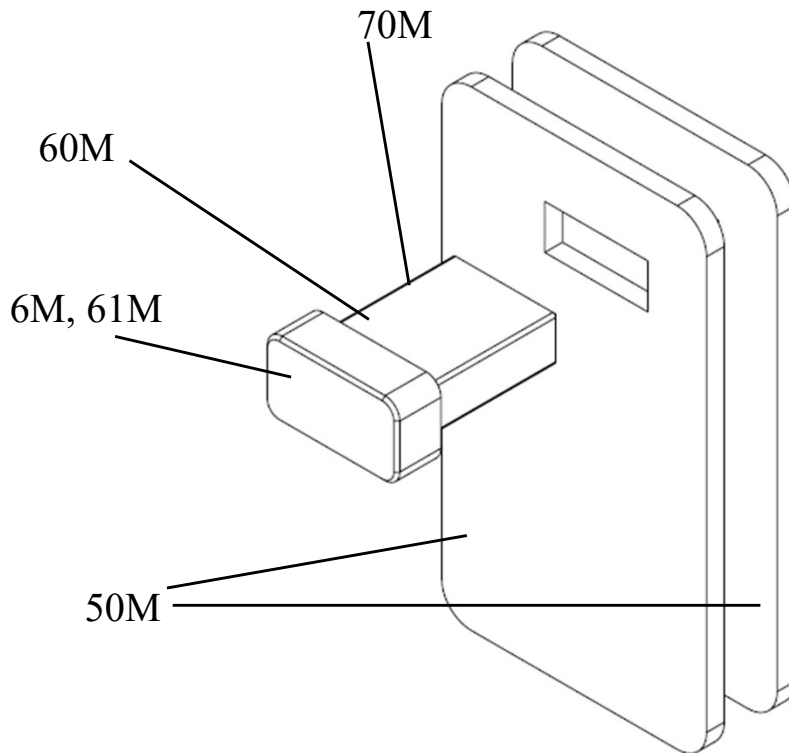


Fig. 76

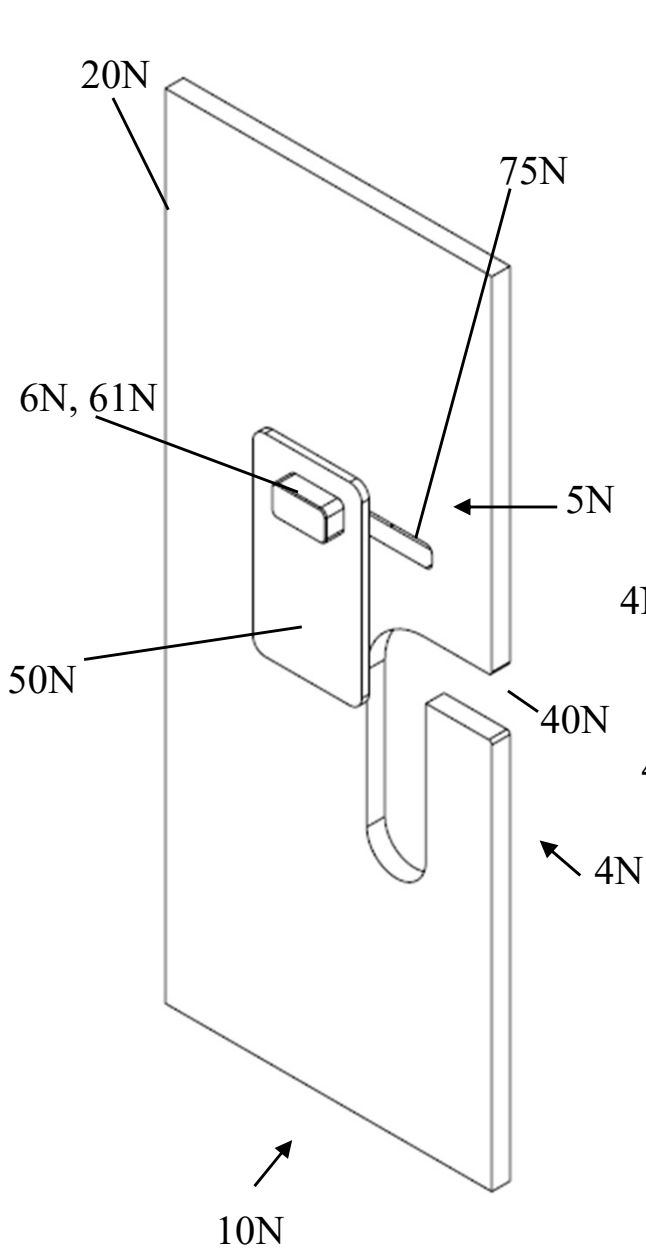


Fig. 77

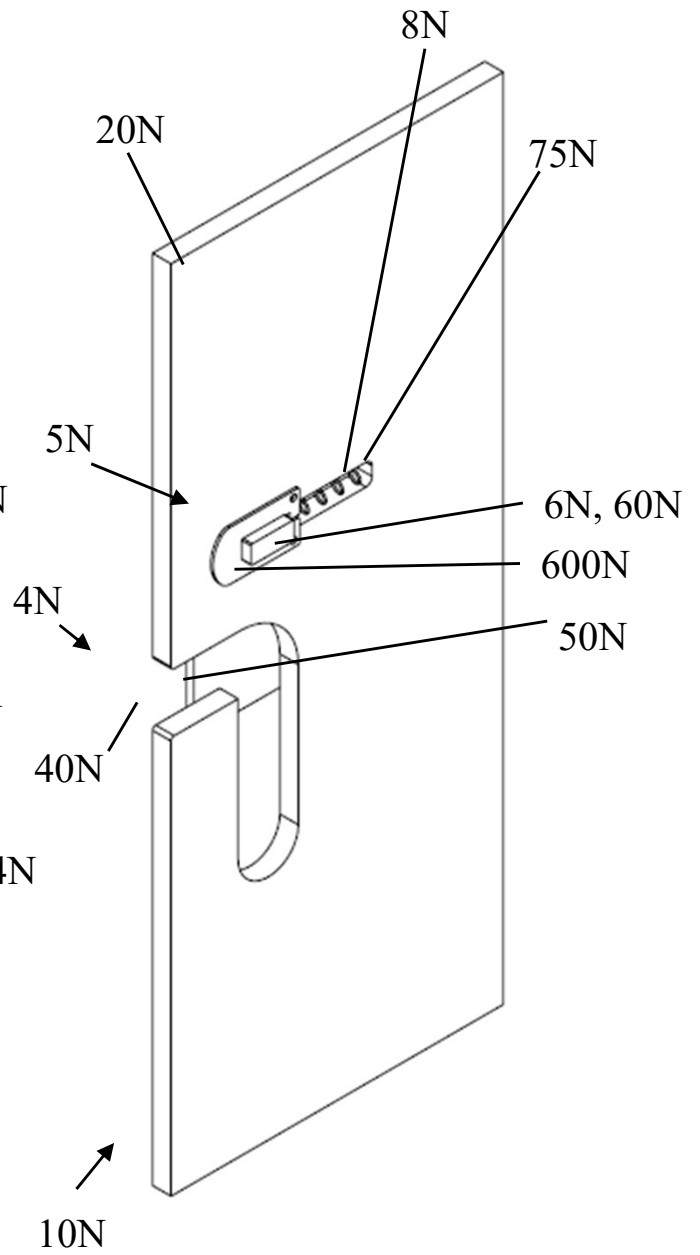


Fig. 78

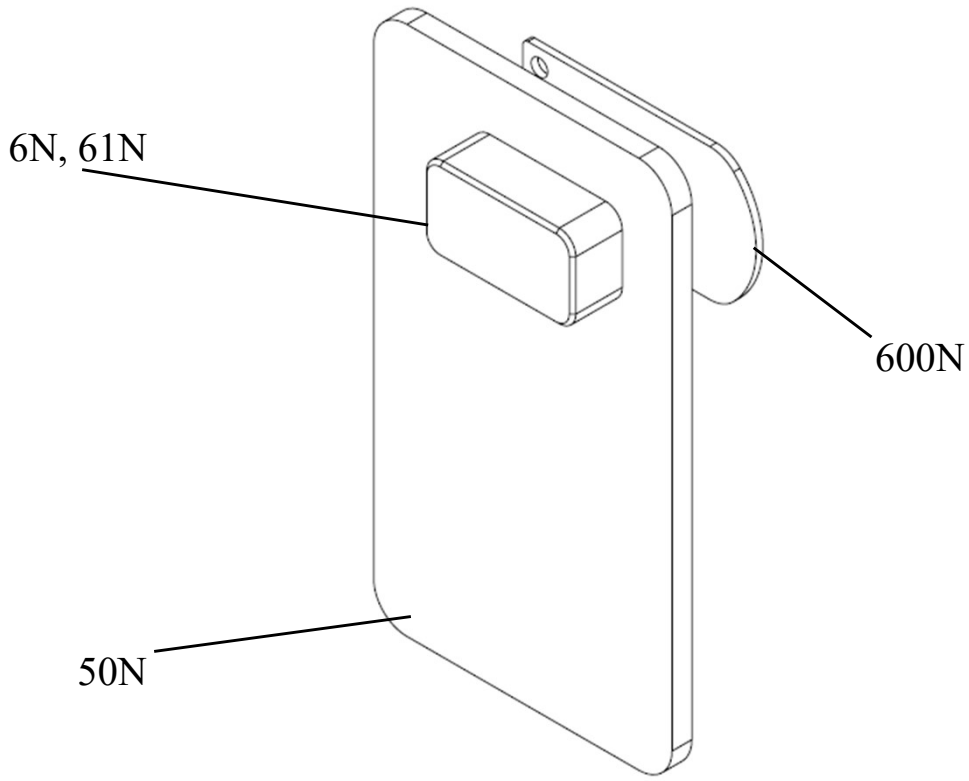


Fig. 79

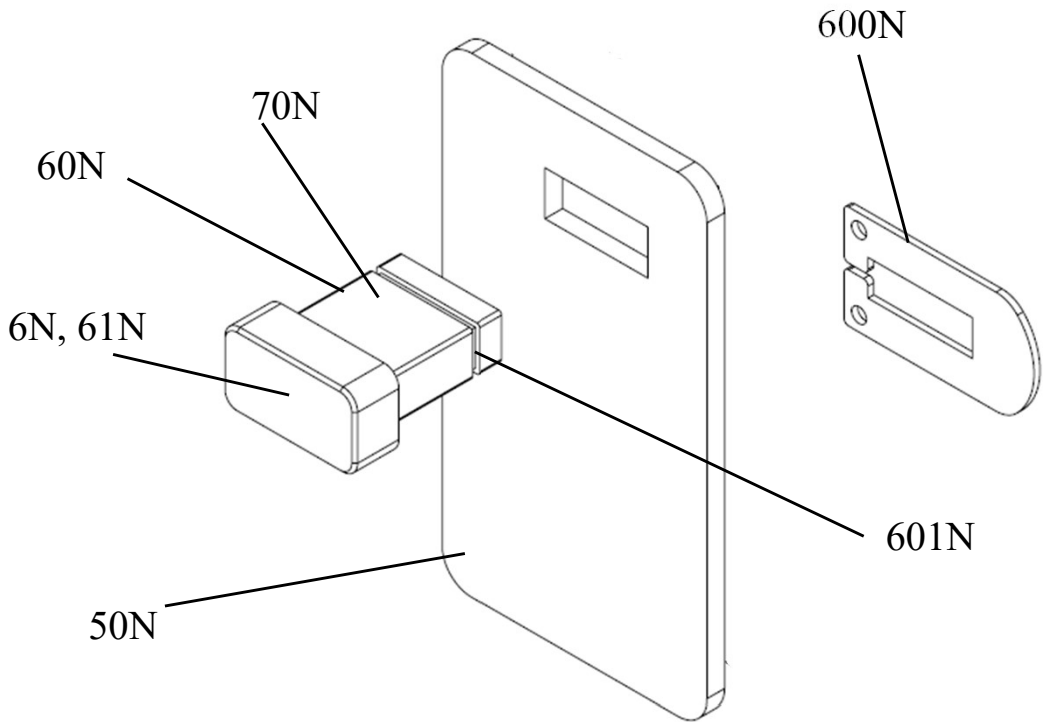


Fig. 80

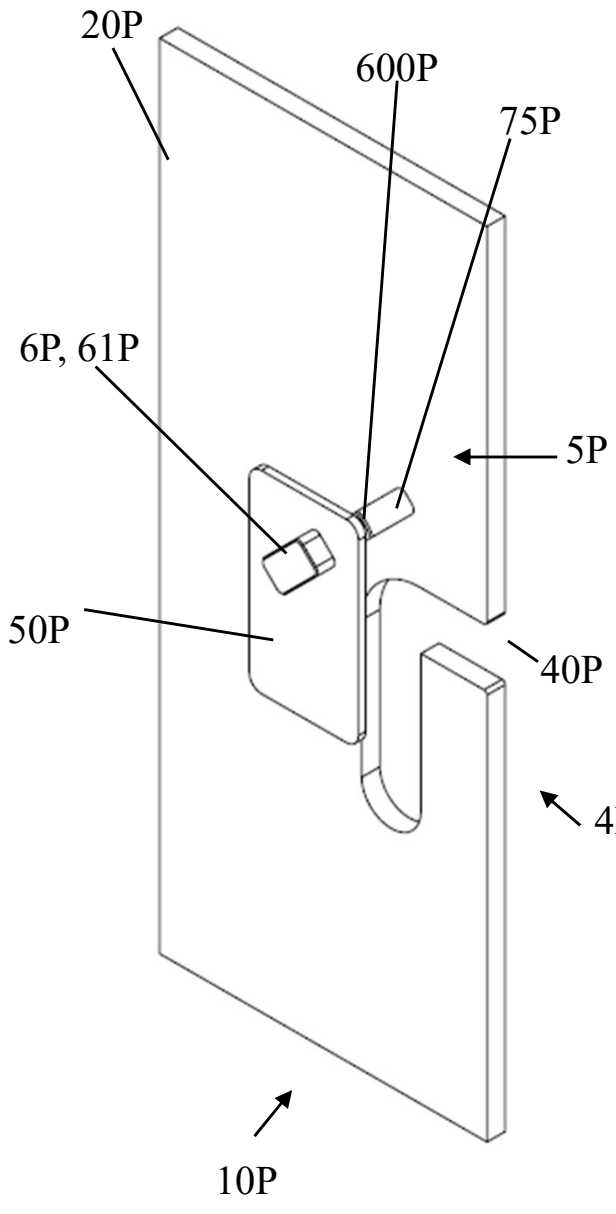


Fig. 81

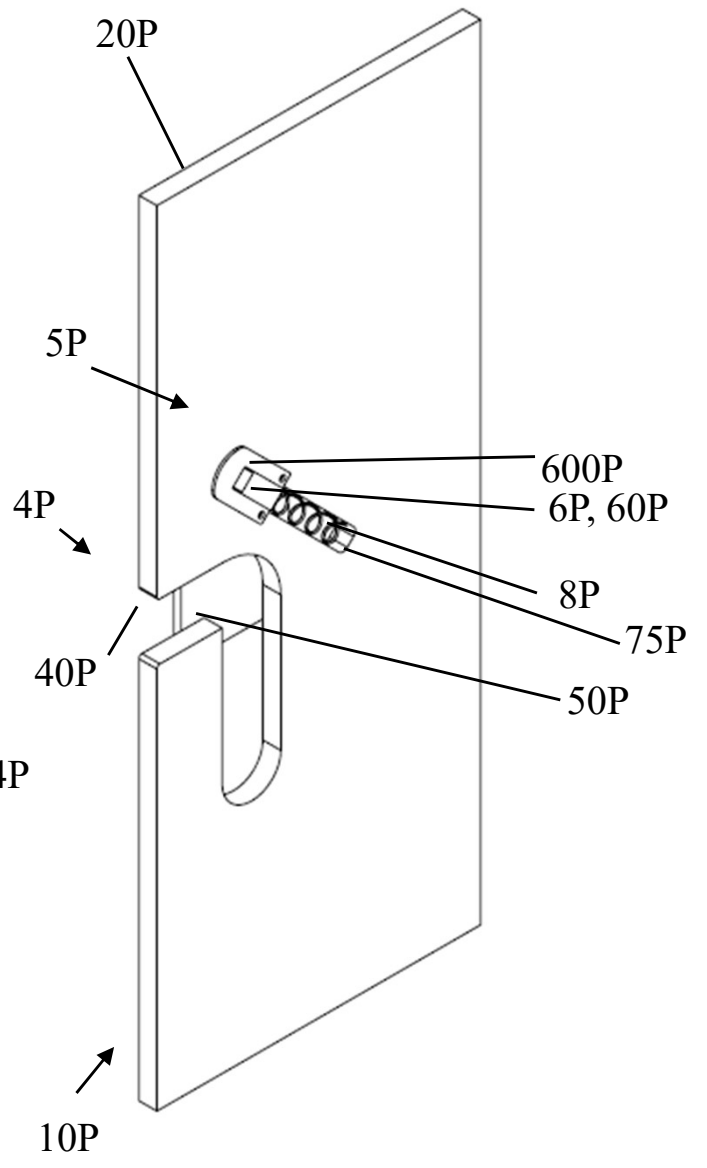


Fig. 82

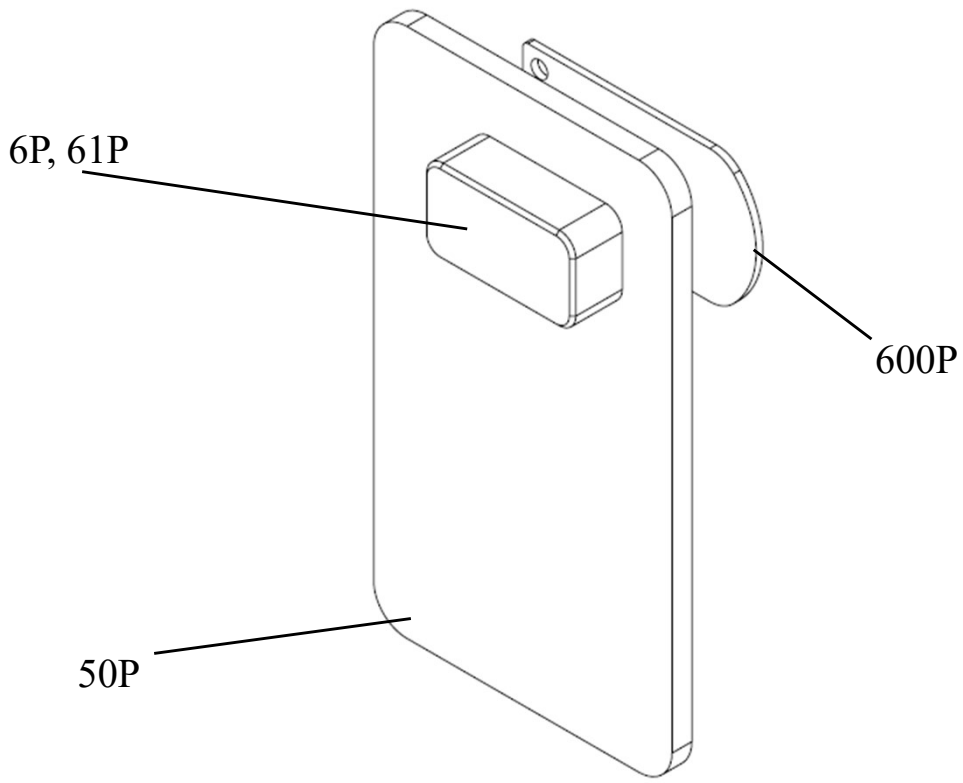


Fig. 83

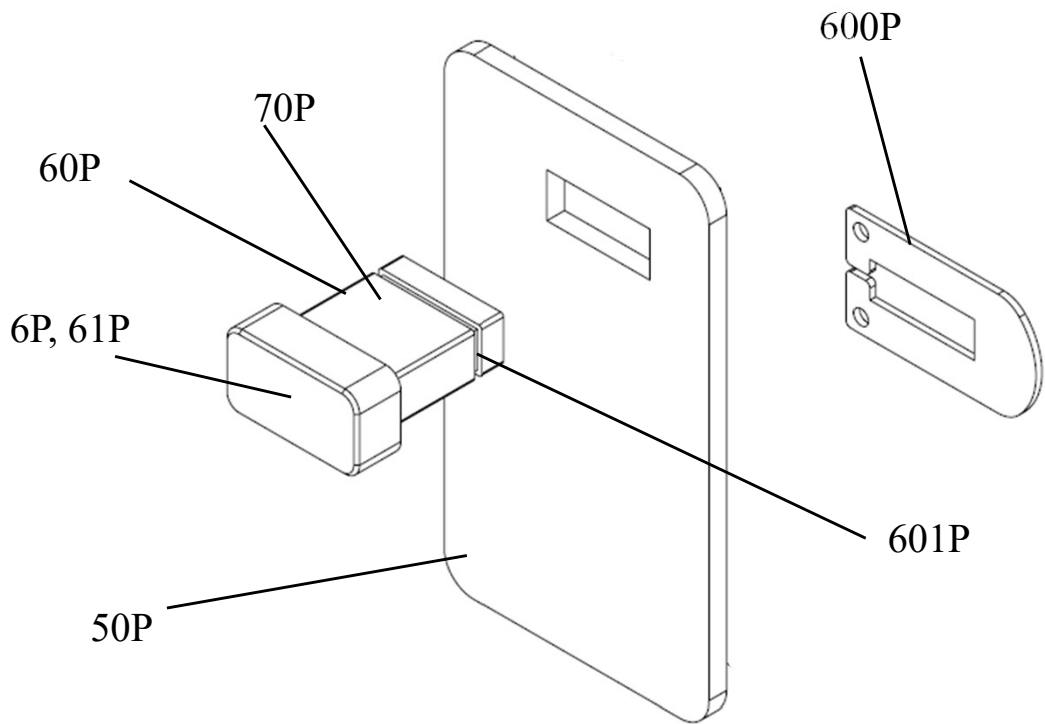


Fig. 84